

**AGENDA**  
**VANCE COUNTY BOARD OF COMMISSIONERS**  
**June 3, 2013**

- |            |   |   |  |
|------------|---|---|--|
|            | <b>Invocation</b>   |   | <b>Dr. Ron Cava, First Baptist Church</b>  |
| <b>1.</b>  | <b>Budget Hearing</b>   | <b>6:00 p.m.</b>                            | <b>FY 2013-2014 Proposed Budget</b>  |
| <b>2.</b>  | <b>Appointment</b>  | <b>6:15 p.m.</b>                            | <b>Stelfanie Williams, VGCC<br/>State of the College Overview</b>  |
| <b>3.</b>  | <b>Public Hearing</b>   | <b>6:30 p.m.</b>                            | <b>Rezoning Request<br/>RZ1305-1, NC Hwy 39 North</b>  |
| <b>4.</b>  | <b>Public Hearing</b>   | <b>6:40 p.m.</b>                            | <b>Rezoning Request<br/>RZ1305-2, Kelly Road</b>   |
| <b>5.</b>  | <b>Public Hearing</b>   | <b>7:00 p.m.</b>                            | <b>Community Revitalization Project<br/>Julia Avenue Close-out</b>   |
| <b>6.</b>  | <b>Appointment</b>  | <b>7:15 p.m.</b>                            | <b>Karen Foster, Council of Governments<br/>a. Award of Bid - Scattered Site Program<br/>b. Approval of Language Access Plan</b> |
| <b>7.</b>  | <b>Appointment</b>  | <b>7:30 p.m.</b>                            | <b>Karen Jackson<br/>Appeal of Ordinance #3<br/>Manufactured Housing Parks</b>   |
| <b>8.</b>  | <b>Appointment</b>  | <b>7:45 p.m.</b>                            | <b>Paul McKenzie, Cooperative Extension<br/>Farmers Market Update; Award of Bid</b>  |
| <b>9.</b>  | <b>Public Comments (for those registered to speak by 5:45 p.m. - each speaker is limited to five minutes)</b> |   |  |
| <b>10.</b> | <b><u>Committee Reports and Recommendations</u></b>   |   |  |
|            | <b>a.</b>   | <b>Human Resources Committee</b>            |  |
|            | <b>b.</b>   | <b>Properties Committee</b>                 |  |
| <b>11.</b> | <b><u>Finance Director's Report</u></b>   |   |  |
|            | <b>a.</b>   | <b>Budget Amendments and Transfers</b>      |  |
|            | <b>b.</b>   | <b>Resolution Approving Financing Terms</b> |  |
|            | <b>c.</b>   | <b>Project Ordinance - Farmers Market</b>   |  |
|            | <b>d.</b>   | <b>Purchase Order Requisition Procedure</b> |  |
|            | <b>e.</b>   | <b>Audit Contract Fees</b>                  |  |

12. **County Attorney's Report**
  - a. REO Properties
  
13. **County Manager's Report**
  - a. Fireworks Permit
  - b. EDC Request for Comprehensive Marketing Plan
  - c. World Elder Abuse Awareness Day
  - d. SECU Internship
  - e. Budget Work Session
  
14. **Pending Business**
  - a. County Water Project
  - b. VFD Audit Reports
  
15. **Consent Agenda Items**
  - a. Tax Refunds and Releases
  - b. Ambulance Charge-Offs
  - c. Monthly Reports
  - d. Minutes
  
16. **Water District Board**
  - a. Contract 1 Change Order - Carver Elementary 2" Water Tap
  - b. Contract 2 Change Order - Relocation of Fire Hydrant - Cokesbury VFD
  - c. Other Water Matters as Needed
  
17. **Miscellaneous**
  - a. Appointments
  
18. **Closed Session**
  - a. Personnel Matter

**AGENDA APPOINTMENT FORM**

*June 3, 2013*

***Name:***

***Name of Organization:***

***Purpose of appearance:*** Budget Hearing - FY 2013-2014 Proposed Budget

***Request of Board:*** No Action

***AGENDA APPOINTMENT FORM***

*June 3, 2013*

***Name:*** Stelfanie Williams

***Name of Organization:*** Vance Granville Community College

***Purpose of appearance:*** State of the College Overview

***Request of Board:*** No Action



**Presentation  
to the  
Vance County  
Board of Commissioners**

**June 3, 2013**



**Presented by Dr. Stelfanie Williams, VGCC President**

# Presentation to the Vance County

## Board of Commissioners

June 3, 2013

### ***2012-2013 Data (pending final review by NCCCS)***

#### Enrollment

- Curriculum – 5,852
- Continuing Education – 10,105

#### Graduates:

##### Curriculum

- Associate Degrees – 392
- Diplomas – 115
- Certificates – 126
- Total – 633
- GED – 420 (based on calendar year 2012)
- Adult High School – 144

Average Class Size – 12

Student to Faculty Ratio – 15:1

In-state Tuition per Credit Hour - \$69

In-state Tuition Full-time - \$1,104

(based on 16 hours)

Out-of-State Tuition per Credit Hour - \$261

Out-of-State Tuition Full-time - \$4,176

#### Curriculum Students Residence Profile

- Granville County – 28.3%
- Vance County – 25.1%
- Franklin County – 21.4%
- Warren County – 9.9%
- Adjacent Counties – 13.1%
- Other NC Counties – 1.7%
- Non-NC Residents – 0.4%

#### Faculty & Staff

- Instructors, Full-Time – 145
- Instructors, Part-Time – 467
- Staff, Full-Time – 181
- Staff, Part-Time – 101
- Total – 877

# **Presentation to the Vance County**

## **Board of Commissioners**

**June 3, 2013**

### ***2012-2013 Selected Highlights***

- Completed SACS accreditation process; expect reaffirmation by July 2013
- Exceeded state critical success factors/performance measures; one of only 16 colleges with exceptional status
- Established three new degree programs: Paralegal, Simulation & Gaming in collaboration with Wake Tech, & Gerontology concentration for Human Services
- First community college in NC to sign RN to BSN articulation agreement with NC A&T State University
- Early college graduates from all four programs; 43 from Vance County Early College
- Clear financial and program audits for this fiscal and academic year
- VGCC recognized by Excelencia in Education as among top 25 in awarding STEM degrees to Latino students
- Established Advising in 3D: Dream, Design, Discover; a focus on academic advising and career planning
- Energy Audit placed VGCC in the top 10 of NC Community Colleges in terms of energy efficient operations
- VGCC received grants including the American Association of Community Colleges Plus 50 grant, Health Sciences Boot Camp, Male Mentoring, and Project Skill-Up; 3 new grants currently in proposal stage
- Phi Beta Lambda won more than seven awards at PBL State Leadership Conference; two students qualified for national PBL competition
- Students recognized by the system for Academic Excellence (Rita Hatzimimis) and Student Leadership (Rachel E. Pottorn)
- Numerous student recognitions including a nursing student (Alicia Robinson) who was selected as one of only eight community college students to receive a “Great 100” Scholarship and a culinary arts student (Jessica Cheek) who won an all-expenses paid trip to the 2012 National Restaurant Association Show in Chicago.
- Awarded more than 324 scholarships and held highest fundraising golf tournaments for scholarships two years in a row
- Began development of the Vanguard Vision, strategic plan for 2014-2019

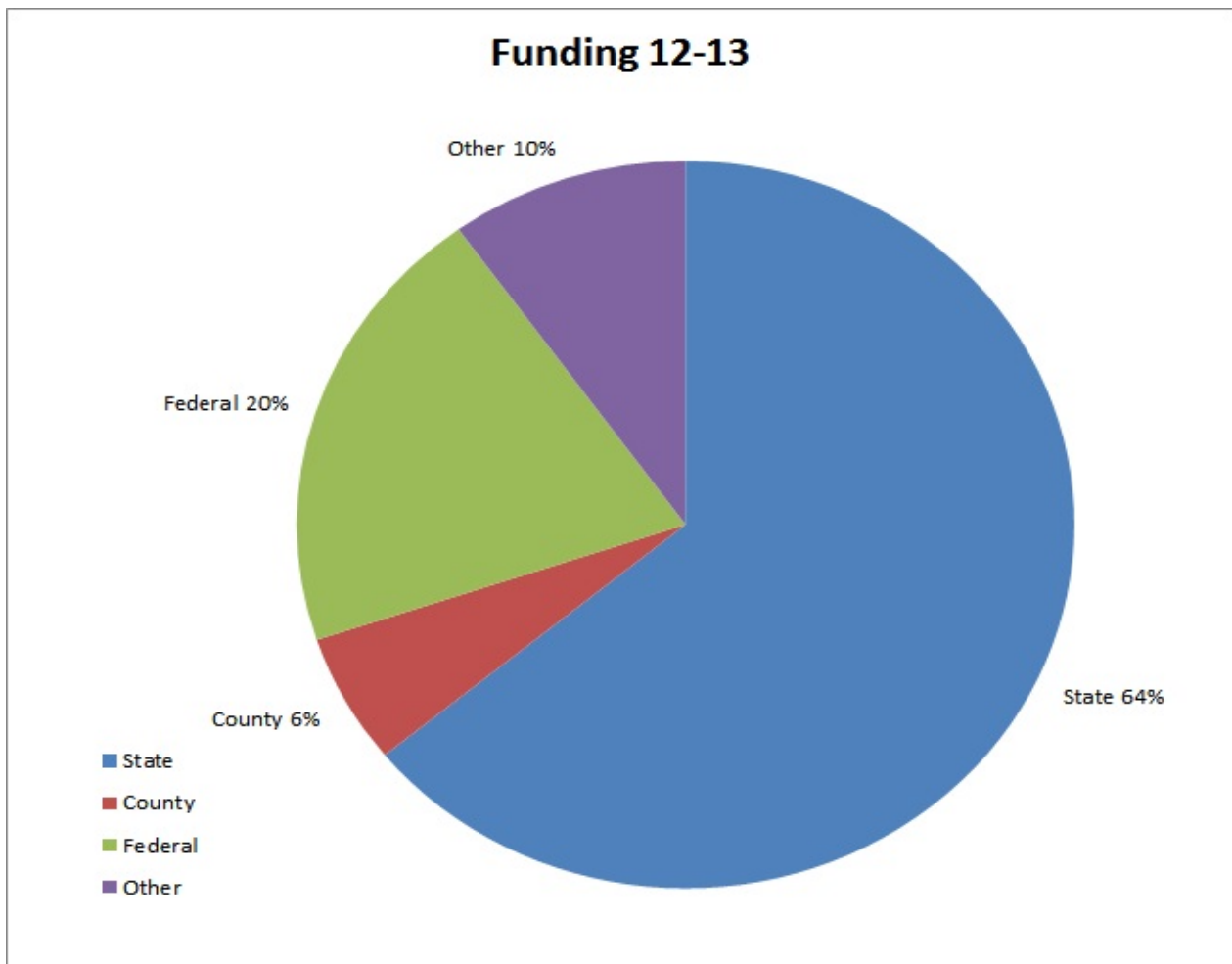
# Presentation to the Vance County

## Board of Commissioners

June 3, 2013

### 2012-2013 Funding

|         |                  |
|---------|------------------|
| State   | 23,745,117       |
| County  | 2,148,246        |
| Federal | 7,491,529        |
| Other   | <u>3,677,514</u> |
| Total   | \$37,062,406     |



## **Presentation to the Vance County**

### **Board of Commissioners**

**June 3, 2013**

#### ***2012-2013/2013-2014 Significant Issues***

- Budget cuts
- College-readiness and student success
- Recruiting, retaining, and developing top-notch faculty
- Facilities, infrastructure, and expansion
- Appropriate levels of service for multi-county and economies of scale
- Maintaining cutting-edge equipment, technology, and resources
- Campus safety and security
- Risk management and preparedness
- Community collaboration and public-private partnership
- Advancing sustainability efforts

#### ***Vanguard Vision: VGCC Strategic Plan 2014-2019 (pending board approval)***

##### ***Five Areas of Focus***

- **Educational Excellence** from Access to Success
- An **Organizational Culture** of Quality, Cooperation, and Engagement
- **One College Experience**
- **Institutional Stewardship**, Securing and Sustaining Our Resources
- A Learning Community of **Continuous Improvement**

**Presentation to the Vance County**

**Board of Commissioners**

**June 3, 2013**

***2012-2013/2013-2014 Facilities Issues***

***VGCC Main Campus - Roof & Structural Issues***



***Main Campus Structural Damage***



**Presentation to the Vance County**

**Board of Commissioners**

**June 3, 2013**



*Main Campus Water  
Penetration Causing  
Structural Damage & Stains*





**Presentation to the Vance County**

**Board of Commissioners**

**June 3, 2013**



*Main Campus Roof*





**Presentation to the Vance County**

**Board of Commissioners**

**June 3, 2013**



*Main Campus Roof*



# **Presentation to the Vance County**

## **Board of Commissioners**

**June 3, 2013**

### ***Economic Impact Study (data based on 2011-2012)***

#### How Students Benefit:

- For every \$1.00 the student invests in a VGCC education, he or she will receive approximately \$7.70 in higher future earnings over the course of a working career.
- Associate's degree graduates in the VGCC Service Area earn \$318,500 more than someone with a high school diploma.
- Students enjoy an attractive 24.5% rate of return on their VGCC educational investment.

#### How Taxpayers Benefit:

- State and local governments receive a rate of return of 9.3% on their investments in VGCC.
- Higher student earnings and associated increases in property income generate about \$2.5 million in added tax revenue each year.
- The state saves an estimated \$1.6 million per year from VGCC's impact on improved health and reduced public assistance, unemployment, and crime.

#### How Our Economy Benefits:

- An estimated 99% of VGCC students remain in North Carolina and contribute to economic growth.
- The increased productivity of workers and businesses due to education from VGCC contributes approximately \$271.3 million in added income each year.
- VGCC accounts for 6.4% of the overall "gross regional product".

**AGENDA APPOINTMENT FORM**

*June 3, 2013*

**Name:** Jordan McMillen

**Name of Organization:** Planning and Development

**Purpose of appearance:** Public Hearing - Rezoning Request - NC Hwy 39 North

**Request of Board:** Approve Request

## DEPARTMENT OF PLANNING & DEVELOPMENT



PLANNING STAFF REPORT

### REZONING CASE # RZ1305-1

STAFF PROJECT CONTACT: Jordan McMillen

#### EXPLANATION OF THE REQUEST

This is a request to amend the zoning map and to rezone 2 parcels from Residential Low Density (R-30) to Highway Commercial (H-C). The area to be rezoned totals 2 acres and is vacant in nature.

#### OWNER/APPLICANT

**OWNER:** Philip & Mary Haskins  
389 Dove Road  
Boydton, VA 23917

**Applicant:** Glandon Forest Equity  
3900 Merton Drive, Ste. 210  
Raleigh, NC 27609

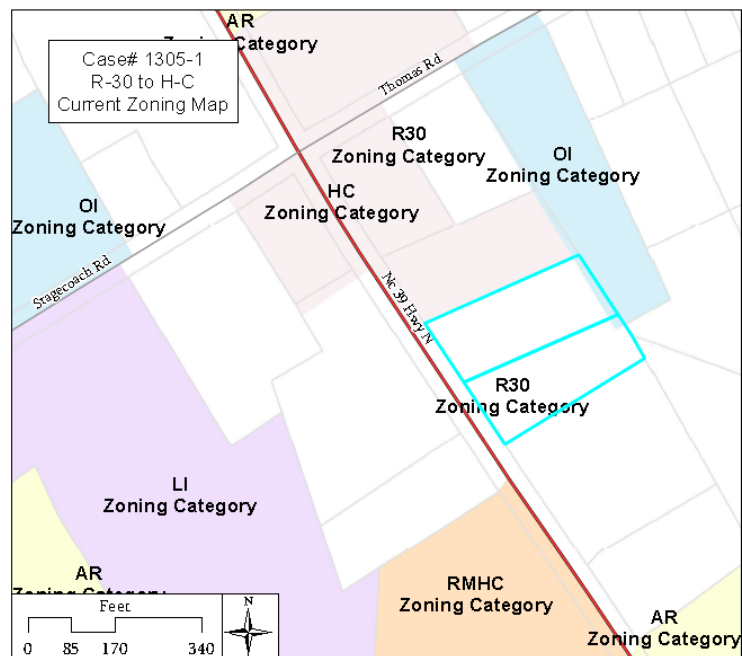
#### PROPERTY INFORMATION

**LOCATION:** NC Hwy 39 North approximately 400 feet south of Williamsboro Crossroads; more specifically identified as tax parcels 0365 04036 and 0365 04042.

**EXISTING LAND USE:** The parcels are currently zoned as R-30 and are vacant.

**SURROUNDING LAND USE:** The surrounding land use is predominantly mixed use due to its location in a crossroads community. It is surrounded by Highway Commercial zoning to the north, R-30 to the south and west, and Office Institutional zoning to east.

**SIZE:** The proposed parcels are each 1 acre and potentially would be recombined at a later time.



**ZONING HISTORY:** All lots to date in this area have been zoned as they were since countywide zoning was established in November 2011.

#### IMPACTS

This rezoning would allow additional uses particularly of the commercial nature. The location relative to the Williamsboro Crossroads community lends itself to this variety of commercial development and is consistent with the land use plan for development near crossroad/development communities.

## STAFF COMMENTS AND PLANNING BOARD RECOMMENDATION

The rezoning opens up an additional area for commercial development within the Williamsboro development community which is intended for this type of development. As outlined within the county land use plan, development communities serve as the long term recommended growth areas outside of the immediate Henderson area. As per the land use plan, these communities over time should be pedestrian oriented, efficient, stable and sustainable communities. This development community specifically is situated to grow in order to provide amenities and necessities for those vacationers and visitors to the western side of Kerr Lake.

The rezoning is consistent with the character of the area and fits very well with the surrounding area. The rezoning request is also consistent with the land use plan specifically with the intention of commercial development being located within development communities. Staff recommends approval of the rezoning request.

**PLANNING BOARD RECOMMENDATION:** Recommended approval of revised request on May 9, 2013. Recommendation is on the basis that the revision fits the character of the area and is consistent with the land use plan's designation of this area as a development or crossroads community.

## BOARD OF COMMISSIONERS

Whenever the Board of Commissioners makes a decision to adopt or to reject a zoning amendment, the board must approve a written statement describing whether the action is consistent with an adopted comprehensive plan. The statement must also address why the board considers the action taken to be reasonable and in the public interest. The board is not required to follow its adopted plans in zoning decisions, but must consider its reasons for deciding to follow the plan or not.

**Draft Rationale for Board of Commissioners Approval:** The rezoning will allow for commercial development within a designated development or crossroads community. For this reason the rezoning request is reasonable and is consistent with the County's land use plan. Based upon this, there is justification to allow the rezoning thereby amending the zoning map.

**Attachments:** Rezoning Application, Aerial View Map, Survey Map



# Vance COUNTY

NORTH CAROLINA

## Rezoning Process

Vance County Planning & Development Department

156 Church Street, Suite 3  
Henderson, NC 27536  
Ph: (252) 738-2080  
Fax: (252) 738-2089

**For Administrative Use Only:**

|          |                      |
|----------|----------------------|
| Case #   | <u>RE 201305-1</u>   |
| Fee Paid | <u>*250 ck# 7891</u> |
| PB Date  | <u>5/9/2013</u>      |
| BOC Date |                      |

### Property Owner Information

Property Owner: Philip & Mary Haskins

Mailing Address: 389 Dove Road

City: Boydton State: Va Zip Code: 23917

Phone #: ( ) - Fax #: ( ) -

E-mail Address: \_\_\_\_\_

### Applicant Information

Applicant: Glandon Forest Equity

Mailing Address: 3900 Merton Drive Suite 210

City: Raleigh State: NC Zip Code: 27609

Phone #: ( 919 ) 459 - 2601 Fax #: ( 919 ) 459 - 2604

E-mail Address: gbarnes@vanguardpg.com

### Property Information *For multiple properties please attach an additional sheet.*

Property Address: NC Hwy 39 Williamsboro

Tax Map Number: \_\_\_\_\_ PIN (parcel identification #): 036504042 & 036504036

Existing Zoning: R-30 Proposed Zoning: HC

Acreage: 2.00 Road Frontage: 281.44'

Existing Use: Vacant

### Deed Reference

- Metes and bounds description attached
- Site plan/sketch of proposal attached



# Vance COUNTY

NORTH CAROLINA

## Rezoning Process

Vance County Planning & Development Department

### Statement of Justification

1. Would the amendment correct an error in the zoning map?  NO  YES: *Please explain below:*

\_\_\_\_\_

2. Have conditions changed in the area to justify the requested amendment?  NO  YES: *Please explain below:*

THE ADJACENT PROPERTY TO THE NORTH AND PROPERTIES LOCATED AT THE INTERSECTION OF NC HWY 39 AND THOMAS/STAGECOACH ROAD ARE ZONED HC.

3. What factors justify the proposed amendment?

THIS PROPERTY IS LOCATED IN AN AREA THAT IS BECOMING COMMERCIAL. HWY 39 IS A MAJOR RETAIL CORRIDOR.

### Property Owners Signature

*Philip Nelson*  
*Please sign in blue or black ink*

Date 9-APR-13

### Applicants' Signature

*[Signature]*  
*Please sign in blue or black ink*

Date 4/10/13



Case# 1305-1  
R-30 to H-C  
Current Zoning Map

**AR**  
Zoning Category

Thomas Rd

**R30**  
Zoning Category

**OI**  
Zoning Category

**HC**  
Zoning Category

**OI**  
Zoning Category

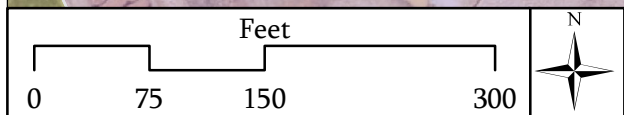
Stagecoach Rd

Nc 39 Hwy N

**R30**  
Zoning Category

**LI**  
Zoning Category

**RMHC**  
Zoning Category

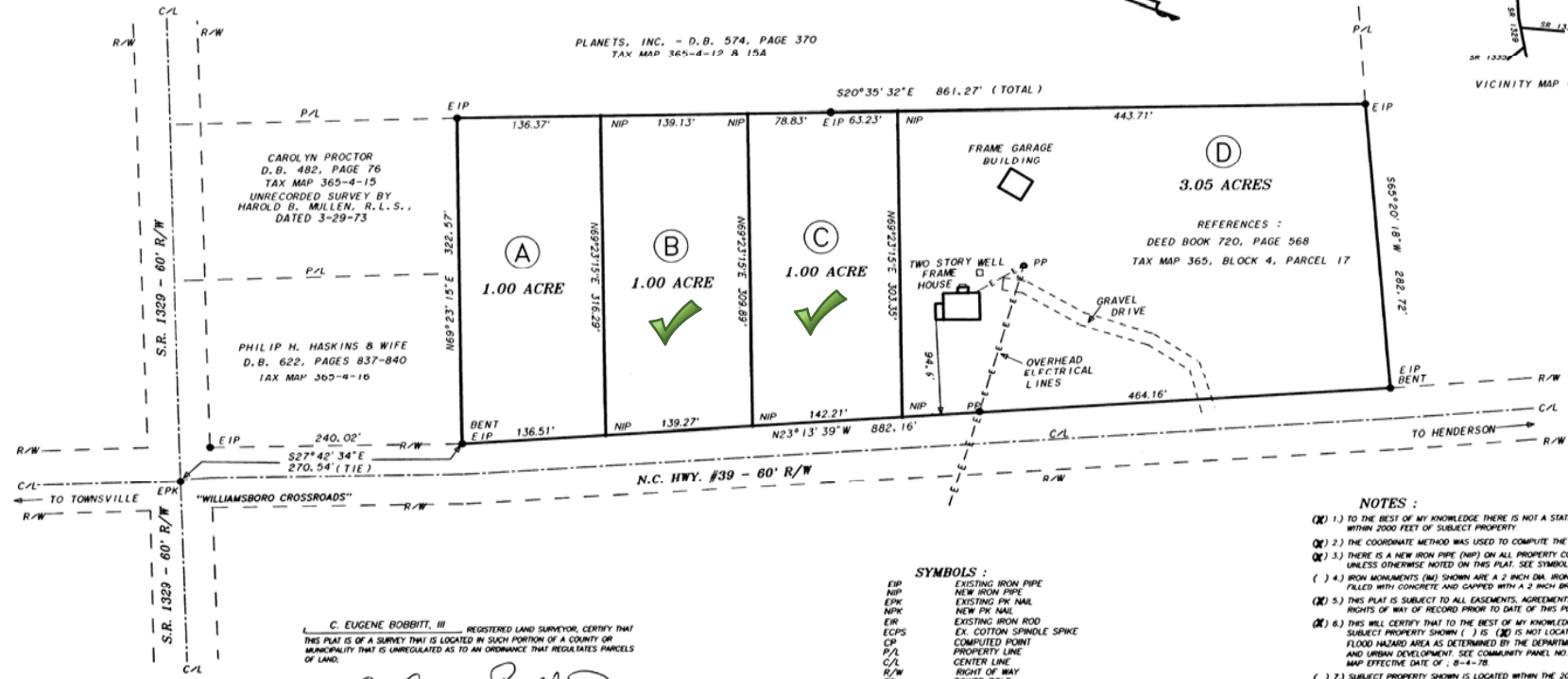
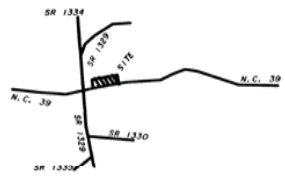




# V-514

NORTH RELATIVE TO D.B. 720 PG. 568

PLANETS, INC. - D.B. 574, PAGE 370  
TAX MAP 365-4-12 & 15A



C. EUGENE BOBBITT, III, REGISTERED LAND SURVEYOR, CERTIFY THAT THIS PLAT IS OF A SURVEY THAT IS LOCATED IN SUCH PORTION OF A COUNTY OR MUNICIPALITY THAT IS UNREGULATED AS TO AN ORDINANCE THAT REGULATES PARCELS OF LAND.

*C. Eugene Bobbitt, III*

- SYMBOLS :**
- EIP EXISTING IRON PIPE
  - NIP NEW IRON PIPE
  - EPN EXISTING PPK NAIL
  - NPN NEW PPK NAIL
  - EIR EXISTING IRON ROD
  - ECPS EX. COTTON SPINDLE SPIKE
  - CP COMPUTED POINT
  - P/L PROPERTY LINE
  - C/L CENTER LINE
  - R/W RIGHT OF WAY
  - PP POWER POLE
  - U/LI DISTRIBUTED UTILITY LINES
  - ECM EXISTING CONCRETE MONUMENT

- NOTES :**
- (X) 1.) TO THE BEST OF MY KNOWLEDGE THERE IS NO STATE GRID STATION WITHIN 2000 FEET OF SUBJECT PROPERTY.
  - (X) 2.) THE COORDINATE METHOD WAS USED TO COMPUTE THE AREA(S) SHOWN ON THIS PLAT.
  - (X) 3.) THERE IS A NEW IRON PIPE (NIP) ON ALL PROPERTY CORNERS UNLESS OTHERWISE NOTED ON THIS PLAT. SEE SYMBOLS.
  - ( ) 4.) IRON MONUMENTS (IM) SHOWN ARE A 2 INCH DIA. IRON PIPE FILLED WITH CONCRETE AND CAPPED WITH A 3 INCH BRASS DISK.
  - (X) 5.) THIS PLAT IS SUBJECT TO ALL EASEMENTS, AGREEMENTS, AND RIGHTS OF WAY OF RECORD PRIOR TO DATE OF THIS PLAT.
  - (X) 6.) THIS WILL CERTIFY THAT TO THE BEST OF MY KNOWLEDGE THE SUBJECT PROPERTY SHOWN ( ) IS (X) IS NOT LOCATED IN A SPECIAL FLOOD HAZARDOUS AREA AS DETERMINED BY THE DEPARTMENT OF HOUSING AND URBAN DEVELOPMENT. SEE COMMUNITY PANEL NO. 370366 0001 A. MAP EFFECTIVE DATE OF : 8-4-78.
  - ( ) 7.) SUBJECT PROPERTY SHOWN IS LOCATED WITHIN THE 2000 FOOT LIMIT OF A STATE GRID STATION, DUE TO THE LACK OF DESCRIPTIVE AND PHYSICAL EVIDENCE, GRID STATION(S) WERE NOT LOCATED.
- ONLY THE NOTES ABOVE MARKED WITH AN (X) APPLY TO THIS PLAT, AND SUBJECT PROPERTY SHOWN.



STATE OF NORTH CAROLINA, VANCE COUNTY, County of Warren, N.C.  
THE FOREGOING CERTIFICATE OF David I. Proctor, Notary Public for VANCE COUNTY, N.C. IS HEREBY CERTIFIED TO BE CORRECT. THIS INSTRUMENT WAS PRESENTED FOR REGISTRATION AND RECORDED IN THE OFFICE IN PLAT (BOOK) (LINE) (PAGE) (SLIDE) NO. 514  
THIS THE 18 DAY OF April, 1996, AT 3:30 O'CLOCK (PM).



CYNTHIA S. ABBOTT, REGISTER OF DEEDS  
JANE BARKERVILLE-MARTIN, DEPUTY REGISTER

I, C. EUGENE BOBBITT, III, CERTIFY THAT THIS PLAT WAS DRAWN UNDER MY SUPERVISION FROM AN ACTUAL SURVEY MADE UNDER MY SUPERVISION (DEED DESCRIPTIONS RECORDED IN BOOK, SEE, PAGE, REF., ETC. (OTHERS) THAT THE BOUNDARIES NOT SURVEYED ARE CLEARLY INDICATED AS DRAWN FROM INFORMATION FOUND IN BOOK, SEE, PAGE, REF.; THAT THE RATIO OF PRECISION AS CALCULATED IS 1:26,656; THAT THIS PLAT WAS PREPARED IN ACCORDANCE WITH G.S. 47-30 AS AMENDED; WITNESS MY ORIGINAL SIGNATURE, REGISTRATION NUMBER AND SEAL THIS 16 DAY OF APRIL, A.D., 1996.

*C. Eugene Bobbitt, III* 2664

I, A NOTARY PUBLIC OF THE COUNTY AND STATE AFORESAID, CERTIFY THAT C. EUGENE BOBBITT, III, A REGISTERED LAND SURVEYOR, PERSONALLY APPEARED BEFORE ME THIS DAY AND ACKNOWLEDGED THE EXECUTION OF THE FOREGOING INSTRUMENT. WITNESS MY HAND AND OFFICIAL STAMP OR SEAL THIS 16 DAY OF APRIL, 1996.

*David Theodor* MY COMMISSION EXPIRES ON 12-28-99

01715

**BOBBITT SURVEYING, P.A.**  
P. O. BOX 952 \ 443 DABNEY DRIVE  
HENDERSON, NORTH CAROLINA, 27536  
(OFFICE) 919 - 438 - 5162 (FAX) 919 - 438 - 7494

PROPERTY OF  
**PRINCE E. SMITH and RUTH E. SMITH**  
WILLIAMSBORO TOWNSHIP  
VANCE COUNTY, NORTH CAROLINA  
SCALE 1" = 80 FEET APRIL 16, 1996  
PLAT FILE NO. 96 V 10 L



CONSULTANT:  
 Triangle Site Design, PLLC  
 4006 Barrett Drive  
 Suite 203  
 Raleigh, NC 27609  
 (919)553-6570  
 mlawder@triangle-sitedesign.com  
 NC LICENSE #P-0610

SBL:

**PRELIMINARY  
 DO NOT USE  
 FOR CONSTRUCTION  
 PERMITTING ONLY**

**DOLLAR GENERAL**

NC Highway 39  
 Williamsboro, North Carolina  
 Vance County

OWNER/DEVELOPER:

GLANDON FOREST EQUITY, LLC  
 3800 Merton Drive  
 Suite 210  
 Raleigh, NC 27809  
 919-459-2801  
 919-459-2804 fx  
 glbarne@vanguardpg.com

REVISIONS:

LAYOUT COORD:

PLANNING MGR:

DRAWING BY:

DATE:

JOB NUMBER:

TITLE:

SITE PLAN

SHEET NUMBER:

C-3

COMMENTS:

**TRAFFIC CONTROL NOTES:**

THE DISTRICT OFFICE OF THE NORTH CAROLINA DEPARTMENT OF TRANSPORTATION (NCDOT) MUST BE NOTIFIED AT LEAST 24 HOURS PRIOR TO CONSTRUCTION.

TRAFFIC MUST BE MAINTAINED AT ALL TIMES AND TRAFFIC CONTROL MUST COMPLY WITH THE MANUAL OF UNIFORM TRAFFIC CONTROL DEVICES (MUTCD) AND WITH THE CURRENT EDITION OF THE NCDOT STANDARDS AND SPECIFICATIONS.

ALL LANES OF TRAFFIC ARE TO BE OPEN DURING THE HOURS OF 6:00 AM TO 6:00 PM AND FROM 6:00 PM TO 6:00 PM A NUMBER OF ONE TRUCK LANE SHALL BE MAINTAINED AT ALL TIMES.

ALL ROADWAY SIDING WHICH ARE TO BE REMOVED DURING CONSTRUCTION ARE TO BE REINSTALLED AS SOON AS POSSIBLE.

DURING NON-WORKING HOURS, EQUIPMENT IS TO BE PARKED AS CLOSE TO THE RIGHT OF WAY LINE AS POSSIBLE AND BE PROPERLY BARRICADED IN ORDER TO PREVENT ANY EQUIPMENT OBSTRUCTION WITHIN THE TRAVEL LANE.

ALL CONTRACTORS DOING WORK WITHIN STATE RIGHT OF WAY ARE TO HAVE A COPY OF THESE PLANS ON THE JOB SITE.

WHEN PERSONNEL AND/OR EQUIPMENT ARE WITHIN 5' OF AN OPEN TRAVEL LANE, THE CONTRACTOR SHALL CLOSE THE OPEN TRAVEL LANE ADJACENT TO THE WORK AREA USING APPROPRIATE TRAFFIC CONTROL DEVICES AND METHODS UNLESS WORK IN THAT AREA IS PROTECTED BY BARRIER OR GUARDRAIL. THE CONTRACTOR SHALL NOT WORK UNLAWFULLY ON BOTH SIDES OF AN OPEN TRAVEL WAY WITHIN THE SAME LOCATION ON A TWO-LANE, TWO-WAY ROAD.

THE MAXIMUM LENGTH OF A LANE CLOSURE ON THE PROJECT SHALL BE ONE MILE, MEASURED FROM THE BEGINNING OF THE MERGE TAPER TO THE END OF THE LANE CLOSURE.

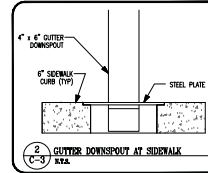
THE CONTRACTOR SHALL SHOULDER AT 6:1 SLOPE UP TO THE EDGE AND ELEVATION OF EXISTING PAVEMENT IN AREAS ADJACENT TO AN OPEN TRAVEL LANE THAT HAS A DROP-OFF OF MORE THAN 3". WHEN BACKFILL IS REQUIRED, IT SHALL BE AT NO EXPENSE TO THE OWNER.

THE MAXIMUM DIFFERENCE IN ELEVATION BETWEEN OPEN LANES OF TRAFFIC SHALL BE 2". WHEN LANE CLOSURES ARE NOT IN EFFECT, CHANGING DEVICES IN WORK AREAS SHALL BE SPACED NO GREATER THAN THREE TIMES THE POSTED SPEED LIMIT, EXCEPT 10' ON-CENTER IN BACK, AND SHALL BE SET 3' OFF THE EDGE OF AN OPEN TRAVEL WAY.

DURING INSTALLATION, PROPER TRAFFIC CONTROL DEVICES, SIGNS, ETC. BE INSTALLED TO ENSURE PUBLIC SAFETY IN ACCORDANCE WITH THE NORTH CAROLINA DEPARTMENT OF TRANSPORTATION'S STANDARDS AND SPECIFICATIONS.

ALL DESTINED AREAS ARE TO BE FULLY RESTORED TO NCDOT MINIMUM ROADWAY STANDARDS.

MATERIALS AND WORKMANSHIP SHALL CONFORM TO THE NCDOT ROADWAY STANDARDS AND SPECIFICATIONS (LATEST EDITION).



1 BELIEVE GOD  
 OUTREACH CHURCH  
 DB 1172, PG 976  
 PIN: 0365-040154

AREA FOR PACKAGED UNITS. REFER TO MECHANICAL DRAWINGS FOR ADDITIONAL INFORMATION. THE HASC PAD IS TO BE CONSTRUCTED OF 5" COMPACTED AGGREGATE BASE ON COMPACTED SUB GRADE. SLAB TO HAVE REINFORCING AS RECOMMENDED BY THE GEOTECHNICAL CONSULTANT.

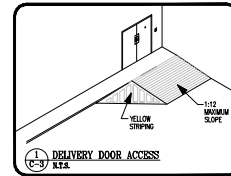
1 BELIEVE GOD  
 OUTREACH CHURCH  
 DB 1172, PG 976  
 PIN: 0365-04012

ROCKY V. &  
 LATREACH HASKINS  
 DB 830, PG 552  
 PIN: 0365-04041

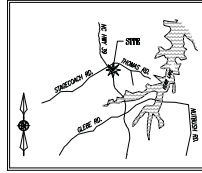
LOT "D"  
 PRINCE E. &  
 RUTH E. SMITH  
 DB 720, PG 568  
 PC "Y", SLIDE 514  
 PIN: 0365-04043

| LINE TABLE |        |                |
|------------|--------|----------------|
| LINE       | LENGTH | REMARKS        |
| 13         | 12.77  | EXISTING DRIVE |
| 14         | 20.42  | EXISTING DRIVE |

| STRIPING LEGEND                        |   |
|--|---|
| YELLOW CURBING AND BOLLARDS - 10' WIDE | SURFACES SHOULD BE CLEAN, DRY AND WITH MINIMUM CURB HEIGHT OF 4" (SEE DETAIL SHEET C-3). 2" CURB SHEWAN BOLLARD - 1/4" X 400 (SEE DETAIL SHEET C-3).    |
| STRIPING - PARKING LOT                 | SURFACES SHOULD BE CLEAN, DRY. TOP COAT SHEWAN BOLLARD - 1/4" X 400 (SEE DETAIL SHEET C-3). 2" CURB SHEWAN BOLLARD - 1/4" X 400 (SEE DETAIL SHEET C-3). |
| HANDICAP STRIPING - PARKING LOT        | SURFACES SHOULD BE CLEAN, DRY. TOP COAT SHEWAN BOLLARD - 1/4" X 400 (SEE DETAIL SHEET C-3). 2" CURB SHEWAN BOLLARD - 1/4" X 400 (SEE DETAIL SHEET C-3). |



- GENERAL NOTES:**
- THE CONTRACTOR SHALL VERIFY ALL NECESSARY BARRIERS, SIGNS, FENCES, FLASHING LIGHTS, TABLES, ETC. FOR INSTALLATION AND PREPARED TO BE REVIEWED BY STATE LOCAL AND THE NORTH CAROLINA DEPARTMENT OF TRANSPORTATION. REFER TO THE MANUAL ON UNIFORM TRAFFIC CONTROL DEVICES (MUTCD), LATEST EDITION, FOR DETAILS OF TRAFFIC CONTROL DEVICES AND DEVICES.
  - THE CONTRACTOR SHALL PROTECT ALL EXISTING UTILITIES AND PROPERTY CORNERS DURING CONSTRUCTION.
  - APPROVAL OF THESE PLANS IS NOT AN AUTHORIZATION TO OBTAIN ADJACENT PROPERTIES. WHEN FIELD CONDITIONS VARY FROM OFF-SITE DRAWING, PERMISSION MUST BE OBTAINED FROM THE APPLICABLE PROPERTY OWNERS.
  - CONFORMATIVE ALL CURB AND STREET OPENINGS IN INTERSECTIONS WITH INSPECTOR.
  - NON-STRIPED ROAD (E.G. PARKING, WALKWAY, DRIVEWAY, ETC.) IN THE RIGHT-OF-WAY SHALL BE A PART OF ANY ENCROACHMENT AGREEMENT WITH THE NORTH CAROLINA DEPARTMENT OF TRANSPORTATION BEFORE INSTALLATION.
  - ALL SITE DIMENSIONS ARE REFERENCED TO THE FACE OF CURBS OR EDGE OF PAVING UNLESS OTHERWISE NOTED. ALL BUILDING DIMENSIONS ARE REFERENCED TO THE OUTSIDE FACE OF THE STRUCTURE.
  - EXISTING SITE CONDITIONS, CHANNELS, CONDUITS, UTILITIES AND OTHER EXISTING FEATURES FROM A SURVEY PREPARED BY MERRISON LAND SURVEYORS.
  - ALL WORK SHALL BE PERFORMED IN ACCORDANCE WITH THE LATEST EDITION OF THE NORTH CAROLINA DEPARTMENT OF TRANSPORTATION'S STANDARDS AND SPECIFICATIONS FOR ROAD AND BRIDGE. CONTRACTORS AND APPLICABLE STATE COUNTY CODES AND ORDINANCES. THE CONTRACTOR SHALL MAINTAIN A CORRECT EDITION OF THE STATE AND LOCAL CODES, ORDINANCES, STANDARDS, SPECIFICATIONS AND STANDARD DETAILS ON THE PROJECT SITE FOR REFERENCE DURING CONSTRUCTION OF THE PROJECT.
  - THE CONTRACTOR SHALL VERIFY ALL UNDERPASS IN THE FIELD PRIOR TO THE START OF CONSTRUCTION. THE CONTRACTOR SHALL BE RESPONSIBLE FOR ALL UNDERPASSES AND SHALL VERIFY ANY DISCREPANCIES BETWEEN THE PLANS AND ACTUAL FIELD CONDITIONS. THE OWNER'S REPRESENTATIVE AUTHORIZES THE CONTRACTOR TO MAKE ANY NECESSARY ADJUSTMENTS TO THE PLANS TO CORRECT DISCREPANCIES. CONTRACTOR SHALL NOT FOR PROCEEDING PRIOR TO RECEIVING WRITTEN APPROVAL FROM THE OWNER'S REPRESENTATIVE.
  - THE CONTRACTOR SHALL PROVIDE SMOOTH TRANSITIONS FROM PROPOSED FEATURES TO EXISTING FEATURES AS NECESSARY.
  - THE CONTRACTOR SHALL VERIFY THE ELEVATION OF EXISTING ADJACENT PAVEMENT WITH BENCH MARK IN ACCORDANCE WITH THE NORTH CAROLINA DEPARTMENT OF TRANSPORTATION'S STANDARDS AND SPECIFICATIONS. THESE BENCH MARKS SHALL BE EXISTING PAVEMENT.
  - THE CONTRACTOR SHALL VERIFY THE ELEVATION OF EXISTING ADJACENT PAVEMENT WITH BENCH MARK IN ACCORDANCE WITH THE NORTH CAROLINA DEPARTMENT OF TRANSPORTATION'S STANDARDS AND SPECIFICATIONS. THESE BENCH MARKS SHALL BE EXISTING PAVEMENT.
  - ALL PAVEMENT JOINTS SHALL BE SAW-CUT PRIOR TO FINISH TO PROVIDE A DURABLE AND UNIFORM JOINT.
  - THE CONTRACTOR SHALL REFER TO MECHANICAL PLANS FOR CURB LOCATIONS AND DIMENSIONS OF TRUCK LOCALS, ETC. LOCALS, SIDEWALKS, PRECAST BOLLARD DIMENSIONS AND EXACT BUILDING UTILITY LOCATIONS.
  - ALL PAINT STRIPING, PREPARED MARKINGS, AND SIGNAGE SHALL CONFORM TO THE "MANUAL ON UNIFORM TRAFFIC CONTROL DEVICES" OR AS OTHERWISE SPECIFIED. ALL REFERENCED SIGN STANDARDS ARE TAKEN FROM THE "MANUAL ON UNIFORM TRAFFIC CONTROL DEVICES". ALL NEW SIGNS SHALL BE MOUNTED ON GALVANIZED POSTS AND IN ACCORDANCE WITH STATE AND LOCAL REGULATIONS.
  - CONTRACTOR SHALL INSTALL ACCESSIBLE RAMP PER LOCAL MUNICIPALITY AND ADA STANDARDS AT ALL DRIVE AND BUILDING LOCATIONS AS REQUIRED.
  - THE CONTRACTOR IS RESPONSIBLE FOR THE LOCATION AND PROTECTION OF ALL EXISTING UTILITIES DURING CONSTRUCTION. AT LEAST 72 HOURS BEFORE ANY EXCAVATION, DURING AN EXCAVATION ACTIVITY THE CONTRACTOR SHALL NOTIFY THE VANCE COUNTY PUBLIC UTILITIES DEPARTMENT FOR PROTECTIVE IDENTIFICATION OF EXISTING UTILITIES BEING THE PROJECT SITE.
  - PROOF BILL BUILDING AND ALL PARKING AREAS. NOTIFY OWNER/LOCAL GOVERNMENT OF ANY UNACCEPTABLE AREAS.
  - THE CONTRACTOR SHALL PROVIDE AS-BUILT RECORDS OF ALL CONSTRUCTION (INCLUDING UNDERPASSING UTILITIES AND SIGN DRAWINGS) TO OWNER/LOCAL GOVERNMENT UPON COMPLETION OF CONSTRUCTION.



VICINITY MAP  
 NOT TO SCALE

***AGENDA APPOINTMENT FORM***

*June 3, 2013*

***Name:*** Jordan McMillen

***Name of Organization:*** Planning and Development

***Purpose of appearance:*** Public Hearing - Rezoning Request - Kelly Road

***Request of Board:*** Approve Request

## DEPARTMENT OF PLANNING & DEVELOPMENT

PLANNING STAFF REPORT

### REZONING CASE # RZ1305-2

STAFF PROJECT CONTACT: Jordan McMillen



## EXPLANATION OF THE REQUEST

This is a request to amend the zoning map and to rezone a proposed parcel from Agricultural Residential (A-R) to General Commercial-1 (G-C-1). The applicant has operated a grading and landscaping business, a produce sales business and a home-made ice cream production/sales business on property behind this parcel for several years. Over the last 2 years the applicant has constructed a new structure on the property to be rezoned and has begun selling produce as well as producing and selling homemade ice-cream. Both of these ventures include products grown on the farm and therefore can be considered as exempt farming activities and allowed to continue. Initially it was believed that the rezoning was necessary to allow the ice-cream business, but subsequently has been determined as exempt as well. The applicant has since reiterated their intent and request to have the property rezoned to allow for additional retail sales types of activities within the existing building and on the property. The applicant and owner believe that the property is more suited for commercial uses and therefore the zoning should reflect this type of use.

## OWNER/APPLICANT

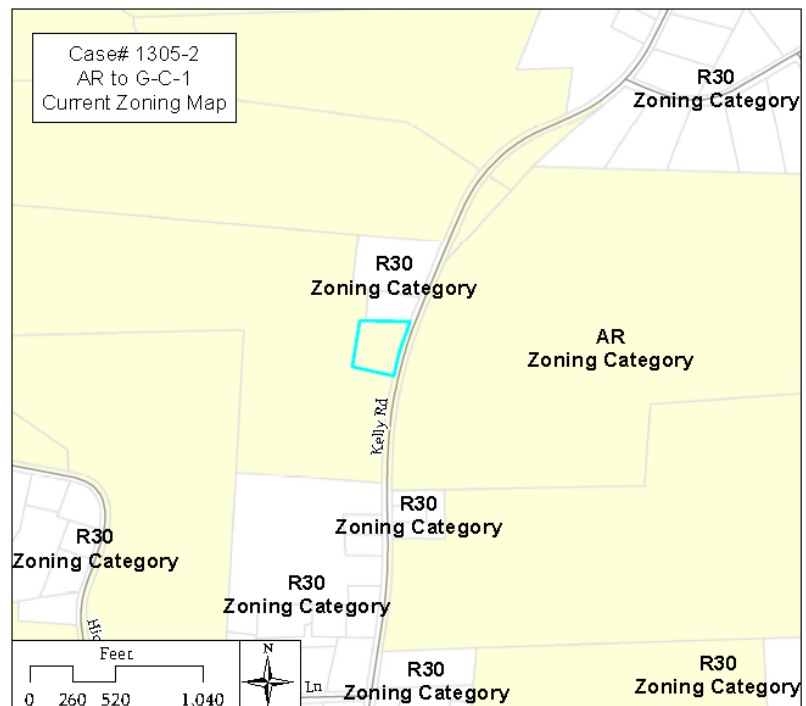
Robert & Linda Glover  
P.O. Box 915 (675 Kelly Road)  
Henderson, NC 27536

## PROPERTY INFORMATION

**LOCATION:** Kelly Road; more specifically identified as a portion of tax parcel 0402 01001.

**EXISTING LAND USE:** The parcel is currently zoned as A-R and was subdivided into 11 lots in 1985. The subdivision has never been developed. The land is predominantly agricultural in character with an existing landscaping business present. Over the past 2 years, a produce sales and ice-cream production/sales business has begun on the property as well.

**SURROUNDING LAND USE:** The surrounding land use is predominantly agricultural and residential in character. The commercial businesses that are present (landscaping and produce sales) while being commercial are agricultural in nature and exempt. The proposed property is surrounded by A-R zoning on the west, south and east, with R-30 zoning to the north.



**SIZE:** The proposed parcel is 2.428 acres and includes a portion of two previously subdivided parcels from 1985.

**ZONING HISTORY:** All lots to date in this area have been zoned as they were since countywide zoning was established in November 2011. If plans would have been in the works when zoning was adopted, there is great potential that this area could have been zoned G-C-1 at that time. The property owner confirmed that the property has always been commercial in nature even if not always actively participating in a commercial activity.

## IMPACTS

This rezoning has the potential to allow all commercial uses. As it currently stands, the produce sales and ice cream production/sales would be exempt from zoning as the products to be sold are produced from crops grown on a bonafide farm. Any further development of the property in a commercial manner would require additional permits and would be required to meet zoning ordinance provisions; however the rezoning would position the property for further commercial development as these would be considered a permitted use with the rezoning.

## STAFF COMMENTS AND PLANNING BOARD RECOMMENDATION

The rezoning while opening the property up for further commercial development has the potential to be justified as reasonable. Particularly if the goal is to match the zoning category with existing uses, there is room for this justification, however rezoning a property to commercial opens it up for further more intensive commercial uses in the future. With this said, the existing businesses present on the property are allowed to continue (the grading and landscaping business as it is grandfathered and the existing produce and ice cream production/sales businesses because they are exempt from zoning). In considering this request, a central question to be answered is whether or not this area is suitable for further more extensive commercial uses.

Due to the nature of the rezoning creating a parcel that is zoned differently than the surrounding parcels it is important to analyze whether the rezoning is creating a spot zoning situation. This is important as spot zoning is not illegal within North Carolina, but does require such a case-by-case analysis to determine the reasonableness of the rezoning. In order to do this it is important to look at the following:

1. The size and nature of the tract (larger areas are more likely to be reasonable);
2. The compatibility with existing plans;
3. The impact of the zoning decision on the landowner, the immediate neighbors, and the surrounding community;
4. The degree of difference between the existing and proposed new use.

Overall there is evidence of spot zoning, but it is reasonable to conclude that the impacts of this rezoning would be similar as this area has included other commercial businesses in the past and currently. In essence, such a rezoning would allow the zoning to match more closely to the current uses of the property with the existing landscaping business, produce business, and ice cream business which have existed in another portion of the property for some time.

With all of these factors considered, staff feels confident the rezoning can be justified. Staff recommends approval of the rezoning request.

**PLANNING BOARD RECOMMENDATION:** Lack of support for positive recommendation; Motion to recommend approval failed with a 3-2 split vote (May 9, 2013); *Justification for those dissenting* – The rezoning is not necessary to allow the produce sales and/or the ice cream sales due to them being exempt agricultural related activities. For this reason, the rezoning opens the area up for further commercial development that may not be compatible with this area. Additionally, there were concerns with creating and/or expanding commercial uses in an area that is predominantly residential and agricultural in nature.

## BOARD OF COMMISSIONERS

Whenever the Board of Commissioners makes a decision to adopt or to reject a zoning amendment, the board must approve a written statement describing whether the action is consistent with an adopted comprehensive plan. The statement must also address why the board considers the action taken to be reasonable and in the public interest. The board is not required to follow its adopted plans in zoning decisions, but must consider its reasons for deciding to follow the plan or not.

**Draft Motion and Rationale for Board of Commissioners Approval:** Motion to approve the rezoning request on the basis that it creates a better match between the current uses of the property and the zoning of the property. Additionally due to the existing commercial uses present on the property, it is reasonable to believe that additional commercial uses would have similar impacts.

**Draft Motion and Rationale for Board of Commissioners Disapproval:** Motion to deny the rezoning on the basis that it is inconsistent with the Land Use Plan and creates a situation where multiple commercial uses could be permitted creating the potential for allowing uses that are incompatible with the surrounding area.

**Attachments:** Rezoning Application, Aerial View Map, Survey Map





# Vance COUNTY

NORTH CAROLINA

## Rezoning Process

Vance County Planning & Development Department

156 Church Street, Suite 3  
Henderson, NC 27536  
Ph: (252) 738-2080  
Fax: (252) 738-2089

**For Administrative Use Only:**

|          |                |
|----------|----------------|
| Case #   | R2 201305-2    |
| Fee Paid | \$250 ck# 1268 |
| PB Date  | 5/9/2013       |
| BOC Date |                |

### Property Owner Information

Property Owner: Robert + Linda Glover  
Mailing Address: P.O. Box 915  
City: Henderson State: NC Zip Code: 27536  
Phone #: (252) 492-1846 Fax #: (252) 492-0195  
E-mail Address: glovergrading@ncol.net

### Applicant Information

Applicant: Robert + Linda Glover  
Mailing Address: P.O. Box 915  
City: Henderson State: NC Zip Code: 27536  
Phone #: (252) 492-1846 Fax #: (252) 492-1846  
E-mail Address: \_\_\_\_\_

### Property Information *For multiple properties please attach an additional sheet.*

Property Address: 675 Kelly Road  
Tax Map Number: \_\_\_\_\_ PIN (parcel identification #): Portion of 0402-01001  
Existing Zoning: A-R Proposed Zoning: G-C-1  
Acreage: 2.428 Acres Road Frontage: \_\_\_\_\_  
Existing Use: Produce Sales

### Deed Reference

- Metes and bounds description attached
- Site plan/sketch of proposal attached



# Vance COUNTY

NORTH CAROLINA

## Rezoning Process

Vance County Planning & Development Department

### Statement of Justification

1. Would the amendment correct an error in the zoning map?  NO  YES: Please explain

below:

We have been operating a business (Glover Landscape Supply Inc.) since 1990 at this location and should have been zoned commercial at time zoning was done in the county.

2. Have conditions changed in the area to justify the requested amendment?  NO  YES:

Please explain below:

Conditions same

3. What factors justify the proposed amendment?

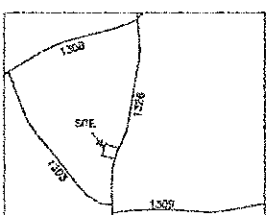
Same as above.

### Property Owners Signature

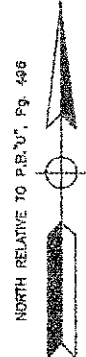
Robert Glover Linda A. Glover Date 4-15-13  
*Please sign in blue or black ink*

### Applicants' Signature

Robert Glover Linda A. Glover Date 4-15-13  
*Please sign in blue or black ink*



VICINITY MAP  
Not to Scale



To the best of my knowledge, this survey is not located within 2000 feet of a Grid Monument.

NOTE  
All distances are horizontal ground distances.

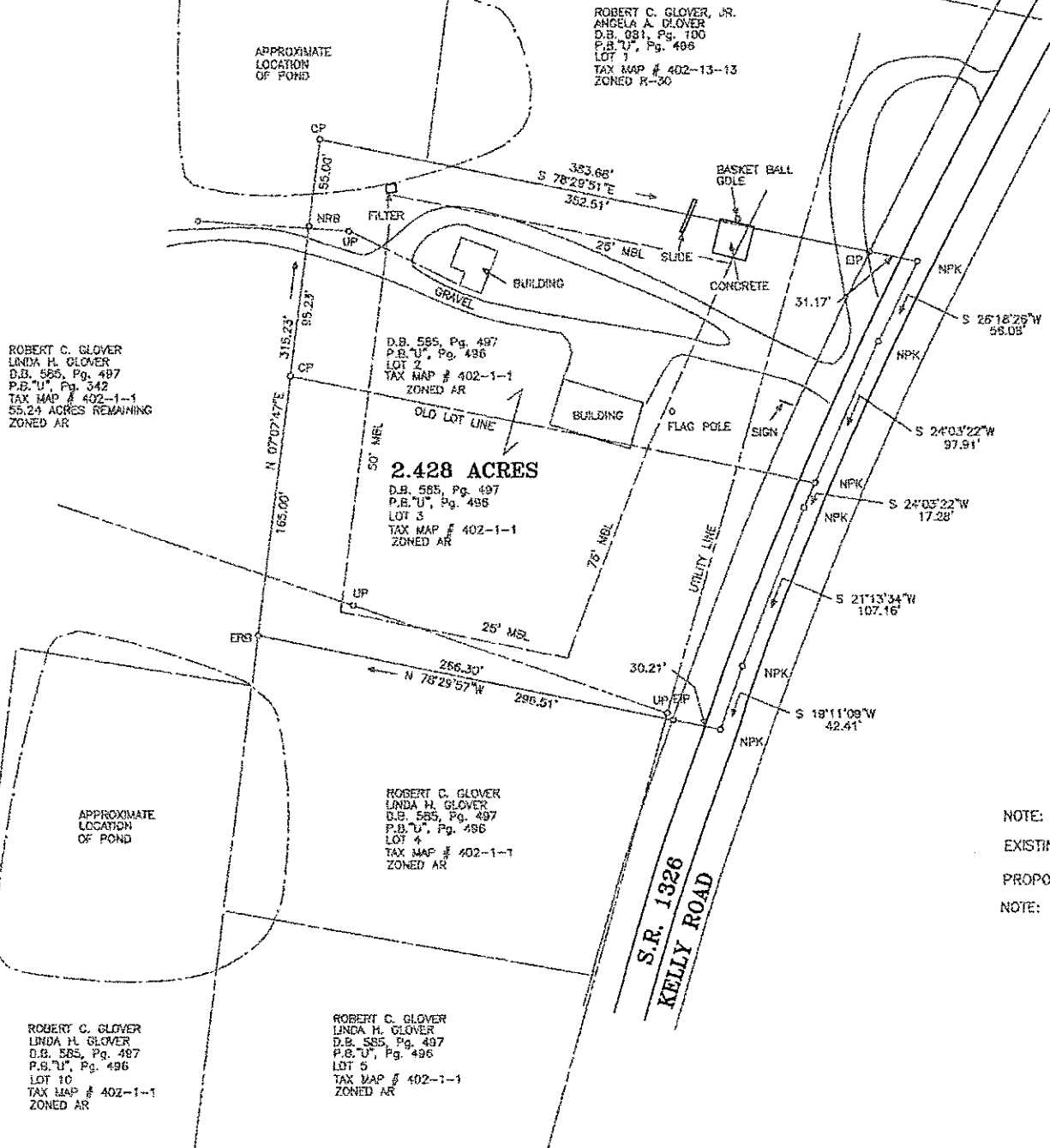
ALL OF THE FOLLOWING PROPERTY MARKERS ARE CONTROL CORNERS UNLESS OTHERWISE NOTED: NRB, NIS, NPK, EPK, ERB, EIS, EPK.

THIS SURVEY HAS BEEN PREPARED WITHOUT THE BENEFIT OF A TITLE REPORT AND DOES NOT THEREFORE NECESSARILY INDICATE ALL ENCUMBRANCES ON THE PROPERTY.

NOTE: Area computed by Coordinate Method

This plat is subject to all easements, agreements and rights of way of record prior to the date of this plat.

- LEGEND**
- EPK Existing Iron Pin Found
  - NIP New Iron Pipe Set
  - EIS Existing Iron Spike Found
  - NIS New Iron Spike Set
  - EPK Existing PK Nail Found
  - NPK New PK Nail Set
  - ERB Existing Rebar Found
  - NRB New Rebar Set
  - ERS Existing Railroad Spike Found
  - NRS New Railroad Spike Set
  - ECM Existing Concrete Monument Found
  - ENL Existing Nail Found
  - NL 50 Penny Nail Set
  - CP Computed Point
  - MBL Minimum Existing Limits
  - R/W Right-of-Way
  - UP Utility Pole
  - N/F Now or Formerly
  - WAS Magnetic Nail Found



I, \_\_\_\_\_ Subdivision Administrator of Vance County, certify that this plat does not create a subdivision subject to the subdivision approval regulations of the Vance County Subdivision Ordinance, (and that it meets all statutory requirements for recording.)

Date \_\_\_\_\_ Subdivision Administrator

State of North Carolina  
County of Vance  
I, \_\_\_\_\_ Review Officer of Vance County, certify that the map or plat to which this certification is affixed meets all statutory requirements for recording.

Review Officer

NOTE: THIS PLAT IS FOR REZONING PROCESS  
EXISTING ZONING: AR (4-1-2013)  
PROPOSED ZONING: G-C-1  
NOTE: MBL'S SHOWN AS ZONED G-C-1

I, Robert C. Cawthorne, certify that this plat was drawn under my supervision from an actual field survey made under my supervision from deeds referenced on the face of the plat; that any boundaries not surveyed are clearly indicated on the face of the plat; that the ratio of precision as calculated is 1 : 10,000; that this plat was prepared in accordance with G.S. 47-30 as amended. Witness my original signature, registration number and seal this 1 day of APRIL, 2013

Robert C. Cawthorne, P.L.S. L-3961

I certify that this survey is of a category, such as the recombination of existing parcels, a court ordered survey, or other exception to the definition of subdivision.

Robert C. Cawthorne, P.L.S.

PRELIMINARY SURVEY OR PROPOSAL NOT FOR SALES, CONVEYANCES OR RECORDATION

**CAWTHORNE & ASSOCIATES**  
Registered Land Surveyors, P.A.  
License No.: C-0378  
822 Dabney Drive  
Henderson, North Carolina 27536  
Phone # 252-492-0041 Fax # 252-492-2846

RECOMBINATION SURVEY FOR  
**ROBERT C. GLOVER**  
**LINDA H. GLOVER**  
OWNER ROBERT & LINDA GLOVER  
DABNEY TOWNSHIP  
VANCE COUNTY, NORTH CAROLINA  
SCALE 1" = 60' APRIL 1, 2013  
FILE # 91-13-017-L  
TAX MAP # 402-1-1



Case# 1305-2  
AR to G-C-1  
Current Zoning Map

0402 01002  
TILLOTSON GARY W

0402 01003  
TILLOTSON GARY W

0402 01002  
TILLOTSON GARY W

Kelly Rd

0402 01012  
GLOVER ROBERT C. & LINDA  
**R30  
Zoning Category**

0402 01013  
GLOVER ROBERT C JR

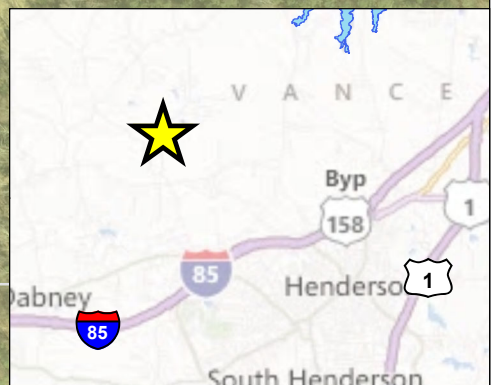
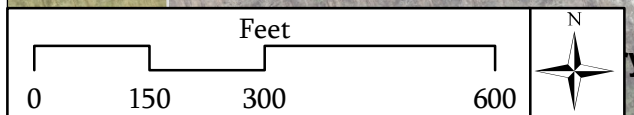
0402 01001  
GLOVER ROBERT C. & LINDA

0205 01003  
BOYD JERRY DEAN

**AR  
Zoning Category**

0205 01023  
FRANKLIN MELVIN D. & TABITHA  
**R30  
Zoning Category**

0405 01001  
TERRELL JACKIE J. SALLIE J.





***AGENDA APPOINTMENT FORM***

*June 3, 2013*

***Name:*** Karen Foster

***Name of Organization:*** Council of Governments

***Purpose of appearance:*** Public Hearing - Community Revitalization Project  
Julia Avenue Closeout

***Request of Board:*** Approve Closeout

***AGENDA APPOINTMENT FORM***

*June 3, 2013*

***Name:*** Karen Foster

***Name of Organization:*** Council of Governments

***Purpose of appearance:*** a. Award of Bid - Scattered Site Program  
b. Approval of Language Access Plan

***Request of Board:*** Award Bid and Approve Language Access Plan

## Language Access Plan

### *Vance County*

The purpose of this Plan is to ensure compliance with Title VI of the Civil Rights Act of 1964, 42 U.S.C. 2000(d) and Executive Order 13166 that require that recipients of federal funds take responsible steps to ensure meaningful access to programs by persons with limited English proficiency (LEP). A Limited English Proficient person is a person who does not speak English as his/her primary language and who has limited ability to read, to speak, to write or to understand English.

To ensure meaningful access to its programs Vance County has developed a Language Access Plan. In order to develop the plan, Vance County must identify the need for language services which involves a four factor analysis. The other areas to be addressed in the plan are the language assistance services that will be provided, if requested or needed; staff training; the LEP contact person; and the process for addressing complaints.

#### **A. Four Factor Analysis**

##### **1. The number or proportion of LEP persons eligible to be served or likely to be encountered by the program or recipient.**

Based on the information provided by the U.S. Census, 2005-2009 American Community Survey, Vance County has total population of 37,301. Of this number 2,720(6.9 %) of the population speak a language other than English at home (population 5 years and over). There are 2,689 (6.3%) Hispanic or Latino (of any race) in the County and 345 (0.8) Asian.

##### **2. The Frequency with which LEP individuals come in contact with the program**

Community Development Block Grant funds are available for housing and public facilities services on a regular funding cycle. Vance County has not had any request or response to public notices in which housing rehabilitation and sewer hook-up applications were solicited.

##### **3. The nature and importance of the program, activity, or service provided by the program to people's lives.**

The programs under consideration are federally funded housing rehabilitation programs—Scattered Site Housing Rehabilitation and Sewer Hook-up using Community Development Block Grant (CDBG) funds. The Housing Rehabilitation Program is a very important program in that it is one of the two major sources of funds used to bring privately owned dwelling units for low-to moderate income persons up to decent, safe, and sanitary living standards. It is the goal of Vance County to provide assistance in these programs to all eligible individuals regardless of race, color, national origin or English proficiency.

In order to determine if an individual is eligible to participate in the programs, an application/household survey form, the total household income, and proof of ownership of property must be submitted to the County upon request and in a timely fashion.

4. **The resources available to the recipient and costs.** CDBG administrative funds will be used to implement all LAP requirements. Translation and interpretation assistance will be provided to LEP individuals free of charge.

### **B. Language Assistance Services to Be Provided**

1. On an as needed basis Vance County will provide oral interpretation and written translation of all vital documents required to provide housing rehabilitation services to LEP individuals.
2. HUD's I Speak Cards will be available at the receptionist desk for LEP walk-ins. A LAP sign will be hung near the receptionist desk.
3. Vance County Health Department and the Social Service Department both have a Spanish bilingual Vance on staff available to provide translation and interpreting services.
4. Vance County will post a statement in Spanish at the end of CDBG public notices and other related documents which says "this information is available in Spanish or any other language upon request. Please contact a certain name and a phone number for accommodations for this request."
5. An organization which provides translation and interpreting services will be contacted to provide reasonable services on an as needed basis if a request is made for interpretations other than Spanish.
6. Vance County will maintain a record of all services provided and will complete an annual compliance report and send this report to CI.

### **C. Staff Training**

Vance County will provide training to the existing receptionist on LEP individuals and the LAP that will be utilized to assist the LEP access housing rehabilitation services for which they may be eligible. The receptionist will be trained on how to use HUD's I speak card, document the request in writing, and forward the request to the County Manager who shall follow through on the necessary assistance.

**D. LEP Contact**

Eddie Wright, County Manager  
122 Young Street  
Henderson NC 27536  
252/738-2001

**E. Process for Addressing Complaints**

1. Vance County will provide assistance to LEP individuals if they indicate that they would like to file a complaint. A complaint will be filed in writing, contain the name and address of the person filing it or his/her designee and briefly describe the alleged violation of this policy.
2. Records will be maintained of any complaints filed, the date of filing, actions taken and resolutions.
3. The County will notify CI of the complaint filed, the date of filing, actions taken and resolution. This information will be provided within 30 days of resolution.
4. CI will conduct an investigation. If the investigation indicates a failure to comply with the Act, County will inform the individual and the matter will be resolved by informal means whenever possible within 60 days.
5. If the matter cannot be resolved by informal means, then the individual will be informed of his or her right to appeal further to the Department of Justice. This notice will be provided in the primary language of individual with Limited English Proficiency.
6. If not resolved by DCA, then complaint will be forwarded to DOJ, HUD Field Office.

SUBMITTED AND APPROVED BY:

\_\_\_\_\_  
Chairman of Board

\_\_\_\_\_  
Date

***AGENDA APPOINTMENT FORM***

*June 3, 2013*

***Name:*** Karen Jackson

***Name of Organization:***

***Purpose of appearance:*** Appeal Ordinance #3 - Manufactured Housing Parks

***Request of Board:*** Approve Appeal

Michael & Karen Jackson  
507 Burts Road  
Grafton, Virginia 23692  
May 25, 2013

Vance County  
Board of Commissioners  
122 Young Street, Suite B  
Henderson, North Carolina 27536

Members of The Board of Commissioners:

Michael and I are appealing Vance County ordinance #3. I am writing this letter to give a thorough explanation of our thoughts and feelings for the reasons behind this action.

We purchased our land in 2010. We chose this property particularly because it was not located in a housing subdivision and it had **no restrictions**! We began preparing our property in the beginning of 2011 for use. We obtained all of the appropriate permits and had the water and electricity installed on the property. We worked with Vance County to assure everything was completed in accordance with codes and ensured all inspections were performed by Vance County after confirming the appropriate procedures. We obtained our dock permit then purchased a dock after working with the Army Core of Engineers. Later in the year, we obtained a permit for the installation of a septic system. We hired a local contractor recommended by Vance County to have it installed. We installed a system which accommodates a 2500 square foot home. Every event we have performed has been legal, the appropriate fees were paid, and all systems were inspected and approved by Vance County inspectors.

When we purchased the land located on Leisure Lane, it had NO restrictions, so we were allowed to utilize our camper on the property. This is a private lane and not a subdivision. We have paid careful attention to place our camper on the back of our over 2 acre lot. We only have one neighbor who lives on the right side of us and have spoken in length with him to assure we are not a bother to him or his family. There are three wooded lots, each over 2 acres, between our location and the remainder of the residents at the end of the lane. Our lot cannot be seen from the lake. We worked with Army Core to assure we created a path from our property to the lake that met their standards.

We are not wealthy and work very hard to obtain the luxuries we desire. Purchasing and constructing a home takes time and must be completed in incremental steps, with cost taking precedence over schedule. Our plan from the beginning was and still is to build a home on the land.

I have met with two separate contractors about purchasing a home. There is much planning involved in the construction of a home. Our intention is to construct a home in the near future. If we had been told 3 years ago that we could not use our camper on our



Board of Commissioners

May 25, 2013

Page 2

property, we would have proceeded differently and made arrangements to ensure we were acting in accordance with all laws and ordinances.

We love the beauty of the lake and we take all precautions to do our part to preserve this beauty so all can enjoy for years to come. We come to the lake on the average of every other weekend to maintain our property. The lawn is mowed and trimmed, the trash is properly disposed of, our camper is kept neatly, and we are respectful of our neighbors. We pay careful attention to be quiet. We have done nothing to cause any neighbor to become angry or upset with us. There is one resident on our lane, however, that does not want us to occupy our property. Despite having never met him, he has anonymously called Vance County on two occasions to file unfounded complaints.

This is not our primary residence. We live in Yorktown, Virginia, which is also where we both work fulltime; therefore, we cannot live here fulltime. I am a Registered Nurse who cares for Renal disease patients who are receiving hemodialysis and my husband does lawn maintenance for local residents in our area.

For three years, we have been allowed to utilize our campers on the weekends to maintain our property with Vance County's knowledge, and now we are being notified we cannot use our camper, nor can we store our camper on our property which had NO restrictions when purchased! We have no intent to make this camper our primary residence now or in the future.

We implore that we are allowed to continue to utilize our property as we have been permitted to do so, with the hope of having a home constructed in the near future.

I appreciate your time and consideration in this matter and if I can provide you any further information, please do not hesitate to contact me at 757-646-2393.

Sincerely,

Michael and Karen Jackson

***AGENDA APPOINTMENT FORM***

*June 3, 2013*

***Name:*** Paul McKenzie



***Name of Organization:*** Cooperative Extension

***Purpose of appearance:*** Provide Update on Farmers Market Project;  
Award Construction Bid

***Request of Board:*** Award Bid

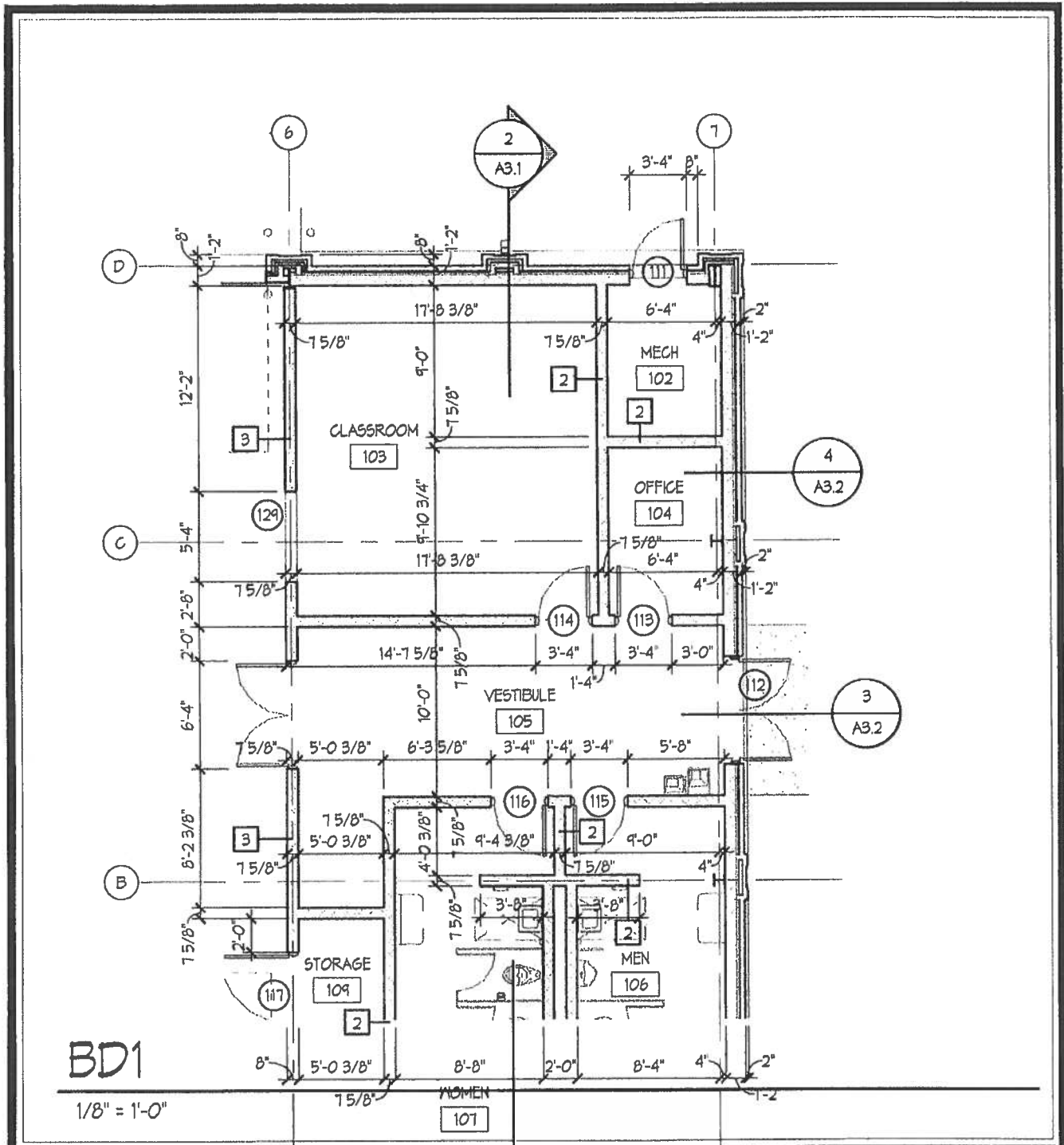
**FARMERS MARKET PROJECT UPDATES  
TO VANCE COUNTY BOARD OF COMMISSIONERS  
JUNE 3, 2013**

- 2013 Farmers Market opens June 19th!
  - Wednesday mornings at the YMCA
  - Saturday mornings at the City Operations Center
- Favorable proposal received for the new farmers market building, summarized below:
  - 7,668 sq. ft. building
  - Roll-up doors deleted from vendor area (but openings framed to add later)
  - Brick veneer deleted
  - Cement board siding added as required to meet appearance requirements
  - Cupolas deleted from roof
  - Rear entrance canopy deleted
  - Concession/storage area combined into one room (for classes, meetings, etc.)
  - Total price of \$523,277.00
- Staff recommendation:
  - Award bid to Calvin-Davenport, Inc., 3540 Hunter Hill Rd., Rocky Mount, NC 27804, in the amount of \$523,277.00 (this leaves a contingency of approximately \$25,000).
- Attachments
  - Floor plan revision
  - Certified bid sheet




**OCA** | OAKLEY COLLIER ARCHITECTS





BD1

1/8" = 1'-0"



4/26/13

**OCA** OAKLEY  
COLLIER  
ARCHITECTS

109 Candlewood Road, Rocky Mount, NC 27804  
(P) 252.937.2500 (F) 252.937.2525

NEW FACILITY FOR:  
VANCE COUNTY REGIONAL  
FARMERS MARKET

HENDERSON, NORTH CAROLINA

|                |             |
|----------------|-------------|
| Date           | Project No. |
| APR 26<br>2013 | 09043       |
| Drawn          | Sheet No.   |
| BFG            | BD2         |
| Checked        |             |
| TDO            |             |

OF


**BID TABULATION**

New Facility for:  
 Vance County Regional Farmers Market  
 Page 1 of 1

Oakley Collier Architects, PA-Project No. 09043  
 Thursday, February 21, 2012 at 2:00pm

| CONTRACTOR                           | LIC #       | Bonds    | Addenda  | MBE      | Base Bid                         | Site Subcontractor | Plumbing Subcontractor | Mechanical Subcontractor | Electrical Subcontractor | ALTERNATE                                 | ALTERNATE                                  |  |
|--------------------------------------|-------------|----------|----------|----------|----------------------------------|--------------------|------------------------|--------------------------|--------------------------|---|--|--|
|                                      |             |          |          |          |                                  |                    |                        |                          |                          | Alternate G-1:<br>Delete 4 Market<br>Bays | Alternate G-2:<br>Delete Asphalt<br>Paving |  |
| Bordeaux Construction Co.            | 9266-U      | X        | X        | X        | \$768,999                        | \$107,685          | \$25,000               | \$41,000                 | \$33,777                 | \$46,000                                  | \$28,800                                   |  |
| Bradley Construction Group           | 50221       | X        | X        | X        | \$744,444                        | \$85,000           | \$28,836               | \$47,250                 | \$40,706                 | \$42,193                                  | \$25,877                                   |  |
| Cade, Inc.                           |             |          |          |          | <b>NO BID</b>                    |                    |                        |                          |                          |   |  |  |
| <b>* Calvin Davenport, Inc.</b>      | <b>4056</b> | <b>X</b> | <b>X</b> | <b>X</b> | <b>\$729,750</b>                 | <b>\$176,864</b>   | <b>\$25,000</b>        | <b>\$29,775</b>          | <b>\$33,777</b>          | <b>\$32,106</b>                           | <b>\$52,144</b>                            |  |
| Central Builders, Inc. of Mebane     | 4176        | X        | X        | X        | \$788,900                        | \$90,815           | \$26,773               | \$47,200                 | \$38,000                 | \$35,700                                  | \$35,700                                   |  |
| D W Ward Construction                | 7244        | X        | X        | X        | \$802,255                        | \$29,000           | \$23,000               | \$47,250                 | \$38,800                 | \$41,200                                  | \$44,350                                   |  |
| HG Reynolds Co., Inc.                | 14149       | X        | X        | X        | \$761,800                        | \$175,000          | \$24,761               | \$47,000                 | \$39,375                 | \$42,000                                  | \$41,900                                   |  |
| H.M. Kern Corporation                | 8542        | X        | X        | X        | \$818,700                        | \$44,500           | \$25,400               | \$47,250                 | \$40,800                 | \$37,800                                  | \$33,700                                   |  |
| J.L. Williams Construction Co., Inc. |             |          |          |          | <b>NO BID</b>                    |                    |                        |                          |                          |   |  |  |
| Sunrise Contracting Services         |             |          |          |          | <b>NO BID</b>                    |                    |                        |                          |                          |   |  |  |
| Vance Construction Company           |             |          |          |          | <b>NO BID</b>                    |                    |                        |                          |                          |   |  |  |
| W.C. Construction Company, LLC       | 63557       |          |          |          | <b>NON - R E S P O N S I V E</b> |                    |                        |                          |                          |   |  |  |
| WECC, Inc.                           | 41383       | X        | X        | X        | \$982,960                        | \$185,200          | \$28,836               | \$49,700                 | \$52,465                 | \$40,200                                  | \$42,900                                   |  |

\* Apparent Low Bidder  
 I hereby certify the above information  
 to be correct and true to the best of my knowledge.

Signed:  Date: 2/26/13  
 Timothy D. Oakley, AIA, LEED © AP

*Committee Reports  
and Recommendations*



**Vance County**  
**Committee Reports and Recommendations**  
**June 3, 2013**

**Human Resources Committee**

**Position Vacancies.** (A) The Sheriff's Office has a position vacancy for a *Sheriff Deputy*. This position performs general duty law enforcement work to protect life and property in Vance County. (B) Social Services has a position vacancy for the *County Social Services Director*. This position is responsible for the directive/managerial work in serving as the executive officer of the county board of social services in executing the authority of the board as defined in GS 108A-14. **Committee Recommendation:** *[Recommendations are contingent upon endorsement by the Human Resources Committee]. Authorize the filling of the vacant positions as requested.*

**NACo Dental Discount Program.** In recent months, the National Association of Counties launched its new dental discount program for counties to offer residents help with saving money on some dental services through participating dentists. For a small monthly premium, participants could see savings ranging from 5 – 50% off regular service prices and 20% off on orthodontics. Counties incur administrative support cost in getting the program out to residents; however, all inquiries and questions about the program go directly to the established customer call center. **Committee Recommendation:** *[Recommendation is contingent upon endorsement by the Human Resources Committee]. Approve participation in the NACo Dental Discount Program and authorize the Chairman to execute the agreement with NACo and the provider (CAREington), effective upon acceptance by NACo.*

**Properties Committee**

**Henderson Collegiate Charter School.** HCCS has requested to add the adjacent tract of County-owned land to the existing lease agreement for their current site for up to two additional years. (The former Vance Manor building sits on this adjacent tract of land.) They plan to locate another mobile classroom on the edge of the property, use it for additional parking, form a "stacking lane" for parents dropping off and picking up children, and develop a play area in the rear of the tract. A special use permit must be obtained from the City of Henderson, including the requirement to combine the two tracts of land into one larger tract. HCCS is attempting to meet a deadline of the start of school in the second week of August to have the mobile classroom ready for students. The committee will be asked to review the request and formulate a recommendation to the full Board.

***David Street Park.*** The Henderson-Vance Recreation Commission has requested that the City and County act to add five (5) adjacent vacant lots on Lamb Street to their David Street Park. These lots are owned jointly by the City and County due to tax foreclosures. They require ongoing maintenance and would provide additional play area for neighborhood children. Inasmuch as the City of Henderson currently owns the parks operated and maintained by the Recreation Commission, it would be appropriate for the County to deed the five lots to the City for inclusion in the David Street Park. The committee will be asked to review the request and make a recommendation to the full Board. ***Manager's Recommendation:*** *Approve the transfer of 5 vacant lots on Lamb Street (Lots # 0061-05001, # 0061-05002, # 0061-05003, # 0061-05003, # 0061-05004, and # 0061-05005) to the City of Henderson for the purpose of inclusion in the David Street Park, with the provision that in the event of future sale of the property, the net proceeds be shared on an equal basis with the City.*




**Vance County Human Resources  
122 Young Street, Suite B  
Henderson, NC 27536**

(252) 738-2014 (Phone)

(252) 738-2039 (Fax)

**TO:** Vance County Board of Commissioners  
Mr. Jerry L. Ayscue

**FROM:** Argretta R. Johen 

**DATE:** May 29, 2013

**RE:** NACo Dental Discount Program

---

The Dental Discount Program sponsored by NACo for member counties was presented to you in April for consideration to extend to county residents. This program allows uninsured individuals (citizens) of the county to receive a savings of 5 - 50% on most dental procedures.

Advantages in addition to savings of the program:

- No income restrictions
- Discounts available at the time of service
- Unlimited plan usage, with no waiting periods or administrative forms
- Can complement health insurance plans for maximum savings
- Low premium cost: Individual (\$6.95/month or \$59/year or Family membership \$8.95/month or \$69/year)

Offers the following benefits for member counties offering the program:


- No enrollment fees
- No eligibility transmission required
- Marketing Kit
- Program participant ID cards co-branded with the county seal/logo
- All questions and inquiries from participants would be directed to a toll-free number on the card

Past research indicates that oral health is important to your overall health. Conditions that can be linked to oral health include Endocarditis (an infection of the inner lining of the heart); Cardiovascular disease; pregnancy and birth; diabetes; HIV/Aids; Osteoporosis; and Alzheimer's disease.

More information on the program is attached. Your approval will be appreciated.

**Dental Discount Card Providers in  
27536**


| <b>Center</b>                              | <b>Provider</b>   | <b>Network</b> |
|--|---|----------------|
| <b>CAROLINA DENTAL ARTS OF HENDERSON -</b> |   |                |
| General Dentistry                          | CHRISTOPHER POWELL, DDS<br>511 RUIN CREEK ROAD SUITE 201<br>HENDERSON, NC 27536<br>Phone: 2524388146<br><a href="#">Google Map View</a> | AETNA          |
| <b>CAROLINA DENTAL ARTS OF HENDERSON -</b> |   |                |
| General Dentistry                          | KYLE ROTH, DDS<br>511 RUIN CREEK ROAD SUITE 201<br>HENDERSON, NC 27536<br>Phone: 2524388146<br><a href="#">Google Map View</a>          | AETNA          |
| <b>PARADISE FAMILY DENTISTRY - GP</b>      |   |                |
| General Dentistry                          | THEODROS ABRAHA, DDS<br>895 SOUTH BECKFORD DRIVE<br>HENDERSON, NC 27536<br>Phone: 2524928080<br><a href="#">Google Map View</a>         | AETNA          |
| <b>SMILE STUDIO OF HENDERSON - GP</b>      |   |                |
| General Dentistry                          | TINA GUPTA, DDS<br>451 RUIN CREEK ROAD SUITE 201<br>HENDERSON, NC 27536<br>Phone: 2525722520<br><a href="#">Google Map View</a>         | AETNA          |
| <b>PARADISE FAMILY DENTISTRY - GP</b>      |   |                |
| General Dentistry                          | ELISE NEWSOME, DDS<br>895 SOUTH BECKFORD DRIVE<br>HENDERSON, NC 27536<br>Phone: 2524928080<br><a href="#">Google Map View</a>           | AETNA          |
| <b>HENDERSON FAMILY DENTISTRY</b>          |   |                |
| General Dentistry                          | HUSHANG GHODRAT, DDS<br>560 DABNEY DR STE C<br>HENDERSON, NC 275363946<br>Phone: 2524926004<br><a href="#">Google Map View</a>          | CAREINGTON     |
| <b>KIRBY J. RANSOM DMD P.A. - GP</b>       |   |                |
| General Dentistry                          | KIRBY RANSOM, DMD<br>215 CHARLES ROLLINS ROAD<br>HENDERSON, NC 27536<br>Phone: 2524927563<br><a href="#">Google Map View</a>            | AETNA          |




**NACO** National Association of Counties  
The Voice of America's Counties

### NACo Dental Discount Program

Save 5% to 50% on dental procedures including routine oral exams, cleanings, dentures, crowns, and more!



Administered by  
**Careington**  
Promoting Health and Well-Being



**NACO** National Association of Counties  
The Voice of America's Counties

### NACo and Careington have created a Dental Discount Program that is affordable and can save your county residents money on most dental procedures.

- Individual Rate: \$6.95/month or \$59/year
- Family Rate: \$8.95/month or \$69/year

**Dental Discount Program**  
Save 5% to 50% on dental procedures including routine oral exams, cleanings, dentures, crowns and more!

Administered by  
**Careington**  
Promoting Health and Well-Being

## Dental Discounts



- Save 5% to 50% on dental procedures including routine oral exams, cleanings, dentures, crowns and more!
- Savings of 20% on normal fees for all specialties – including endodontics, oral surgery, orthodontics, pediatric dentistry, periodontics and prosthodontics – where available for both children and adults.
- Can be used at participating dentists and specialists nationwide.



## Sample Savings



**Dental Sample Savings Chart**

| Description   | Regular Cost | Program Cost        | Savings    |
|---|--------------|---------------------|------------|
| Periodic Oral Evaluation  | \$49         | <b>\$24</b>         | <b>51%</b> |
| Bitewings-Four Films  | \$63         | <b>\$31</b>         | <b>51%</b> |
| Prophylaxis-Adult (light)                                       | \$91         | <b>\$48</b>         | <b>47%</b> |
| Amalgam-Three Surface, Primary or Permanent                     | \$210        | <b>\$99</b>         | <b>53%</b> |
| Crown-Porcelain Fused to High Noble Metal                       | \$1,070      | <b>\$600</b>        | <b>44%</b> |
| Root-Canal Molar (Excluding Final Restoration)                  | \$1,000      | <b>\$580</b>        | <b>42%</b> |
| Periodontal Scaling and Root Planing                            | \$248        | <b>\$124</b>        | <b>50%</b> |
| Extractions-Erupted Tooth or Exposed Root                       | \$167        | <b>\$81</b>         | <b>51%</b> |
| Comprehensive Orthodontic Treatment of the Adolescent Dentition | \$5,581      | <b>20% Discount</b> | <b>20%</b> |





## Discount programs are easy to use


- o Existing medical conditions OK
- o No waiting or administrative forms
- o Family plan includes all family members and anyone living with you
- o Everyone is accepted
- o Unlimited number of visits



### Did you know?


Nearly one-third of all adults in the United States have untreated tooth decay. Plus, one in seven adults aged 35 to 44 years has gum disease. In addition, nearly a quarter of all adults have experienced some facial pain in the past six months.

- Centers for Disease Control and Prevention




## How County Residents use the NACo Dental Discount Program

- o Visit [www.nacodentalprogram.com](http://www.nacodentalprogram.com) or contact Member Services at 877-354-NACo (6226) to sign up and locate a participating dentist in your area.
- o When calling to make an appointment with a participating dentist please identify the network name (Careington or Aetna) which is printed on the NACo Dental Program member ID card.
- o Show your Dental membership ID card at the time of visit to receive the discount.
- o Pay the discounted rate at the time of service.
- o Call Customer Service for answers to any questions your county residents may have.



## Sample Membership Kit


When residents join, they receive a personalized kit in the mail within 7-10 days. Membership kits are mailed first class.



**Nine closest dentists in your zip code**

|   |  |
|---|--|
| Judy Applegato<br>1003 Main Street<br>City, State, Zip<br>Phone | Fred Smith<br>1748 Apple Drive, STE 100<br>City, State, Zip<br>Phone |
|---|--|

**Two membership cards**



**Atlantic County**

Member: FIRSTNAME A LASTNAME  
 Membership: NAC 12345678  
 Policy ID: 12345678

Group ID: NACD-OP  
 Effective: 6/1/2019

**Care**

**THIS IS NOT INSURANCE.**

## Frequently asked Questions


**How do county residents join the program?**

1. Phone: (877) 354-NACo (6226)
2. Online: [www.nacodentalprogram.com](http://www.nacodentalprogram.com)
3. Fill out an application, and mail it to:  
 Careington International Corporation,  
 P.O. Box 2568  
 Frisco, Texas 75034-9929 or  
 Fax to (877) 335-7811

**How often can residents use their program?**  
 There are no limits on how often residents can use their program.

**Is this insurance?**  
**No, this is not an insurance program.**  
 This program provides discounted prices on a wide range of dental care services and products. Anyone can join, existing needs are accepted and residents can use it right away.


**Can residents use their discount card when they travel away from home?**  
 Yes, the program membership can be used at any participating dentist in the United States. *Not available in MT, VT, WA.*






## Sign up your County today: How to get Started

- For a list of participating dentists in your area or to get additional information on the program, please contact the NACo Membership Staff at 888.407.NACo (6226), e-mail [membership@naco.org](mailto:membership@naco.org), or, go to [www.naco.org/dentalprogram](http://www.naco.org/dentalprogram).
- Once contracting with the program is finished, then your county point person will interact with Careington and our client management team to develop marketing materials with your County logo.
- NACo and Careington provide approved marketing materials at [www.naco.org/dentalprogram](http://www.naco.org/dentalprogram) including brochures, posters, PSAs, and press releases.




## Sample Marketing Materials



Poster Example  
(English and Spanish versions available)



Take One holder w/ Take One  
(English and Spanish versions available)





Press Release  
Template




Radio Public Service  
Announcement Template

## Websites





**County Resident Website**  
([www.nacodentalprogram.com](http://www.nacodentalprogram.com))



**County Representative Support Website**  
(Can be accessed from NACo Portal)


**Functions:**

- o Additional information
- o Join the dental program online
- o Find a dentist in a specific area
- o Nominate a dental practitioner in your area

**Functions:**

- o Getting started: Go to [www.naco.org/dentalprogram](http://www.naco.org/dentalprogram)
- o Download sample marketing materials
- o FAQ's about the program
- o Find dentists in a specific county who participate in the program

## Marketing Strategies



**Print Advertising**

- o Initial press conference to roll out program to the County residents
- o Press releases on regular basis
- o County news updates
  - Magazine, email notices, inserts/mailers
- o Distribution of materials (flyers, brochures & posters) :
  - Senior centers, libraries, county buildings and facilities, welfare offices and job training locations, family centers, veterans offices, sheriff offices, public info kiosks

**Media Channels**

- o Radio public service announcements
- o Local radio talk shows
- o Social media
  - Facebook, Twitter, Linked In
- o "On hold messaging"
  - Pre-recorded audio messages at buildings and facilities, blended intermittently with overhead music, phone hold messaging

**Website**


- o County, municipal, school districts, health department
- o Online County video tour

**Direct Mail**

- o Statement messaging in utility bills
  - Gas, water, electric

**Point of Service**

- o Inbound county resident services call center
- o Job fairs, health fairs, community events, and special events
- o Phone surveys and online surveys
- o Regular reminder notices at public county commissioner meetings





## Disclosure

**THIS PROGRAM IS NOT INSURANCE.** This plan does not meet the minimum creditable coverage requirements under M.G.L. c. 111M and 956 CMR 5.00. The plan provides discounts at certain health care providers for medical services. The range of discounts will vary depending on the type of provider and service. The plan does not make payments directly to the providers of medical services. Plan members are obligated to pay for all health care services but will receive a discount from those health care providers who have contracted with the discount medical plan organization. You may access a list of participating health care providers at [www.nacodentalprogram.com](http://www.nacodentalprogram.com). Upon request the plan will make available a written list of participating health care providers. You have the right to cancel within the first 30 days after receipt of membership materials and receive a full refund, less a nominal processing fee (nominal fee for MD residents is \$5). Discount Medical Plan Organization and administrator: Careington International Corporation, 7400 Gaylord Parkway, Frisco, TX 75034; phone 800-441-0380.

The program and its administrators have no liability for providing or guaranteeing service by providers or the quality of service rendered by providers. This program is not available in Montana and Vermont. This plan is not currently available in Washington.



## Contact Information

Mark Roberts  
Careington International  
Manager of National Accounts  
Phone: 800-441-0380 x 2905  
Fax: 877-335-7811  
Email: [markr@careington.com](mailto:markr@careington.com)

Wendy Sideris  
Careington International  
VP of Client Relations  
Phone: 800-441-0380 x 2103  
Email: [wendys@careington.com](mailto:wendys@careington.com)

Ilene Goldberg  
Membership Coordinator  
NACo—National Association of Counties  
Phone: 888-407-NACo (6226) ext. 291  
Email: [igoldberg@naco.org](mailto:igoldberg@naco.org)

Andrew S. Goldschmidt, CAE, MBA  
Director, Membership Marketing  
NACo—National Association of Counties  
1-888-407-NACo (6226) ext. 221  
202-942-4221  
[agoldschmidt@naco.org](mailto:agoldschmidt@naco.org)





May 29, 2013

Dear Vance County Commissioners,

On behalf of Henderson Collegiate, it is my pleasure to present a request to the County pertaining to our current lease off of County Home Road in Henderson, NC.

As you are already aware, Henderson Collegiate is on a plan to continue expanding by one new grade level and 100 new students each year to serve more children in the community. These requests will enable the program to expand from serving 300 students in grades 4-6 to serving 400 students in grades 4-7 during the upcoming school year.

In order to enable that expansion, Henderson Collegiate is now respectfully submitting the following request:

1. That Vance County amend Henderson Collegiate's current lease to include the adjacent property currently containing the Old Vance Manor off of County Home Road. Henderson Collegiate will then do the following:
  - a. Regularly mow/maintain the lawn around Old Vance Manor.
  - b. Maintain the building's current exterior structures, such as boarding over the windows.
  - c. Enhance the exterior lighting around the current structure.
2. That Vance County recombine the adjacent property containing the Old Vance Manor off of County Home Road with the land currently leased to Henderson Collegiate in order to create one larger, single parcel of land.

Upon the County's approval of these requests, Henderson Collegiate will be able to bring in another modular classroom building to house the new grade starting in August 2013. To prepare the land for the new modular unit, which will be a temporary structure, the school will clear a handful of trees (probably about 10-12 medium and pine trees and about 2-5 large trees) from the tenth of an acre between the current school building and the Old Vance Manor. The area will be cleared of both the trees and the undergrowth currently there and comprises less than 6,000 total square feet. Henderson Collegiate will also do some very slight grading to place gravel in front of the Old Vance Manor to allow for two driving lanes and for a fire route next to the new modular unit.

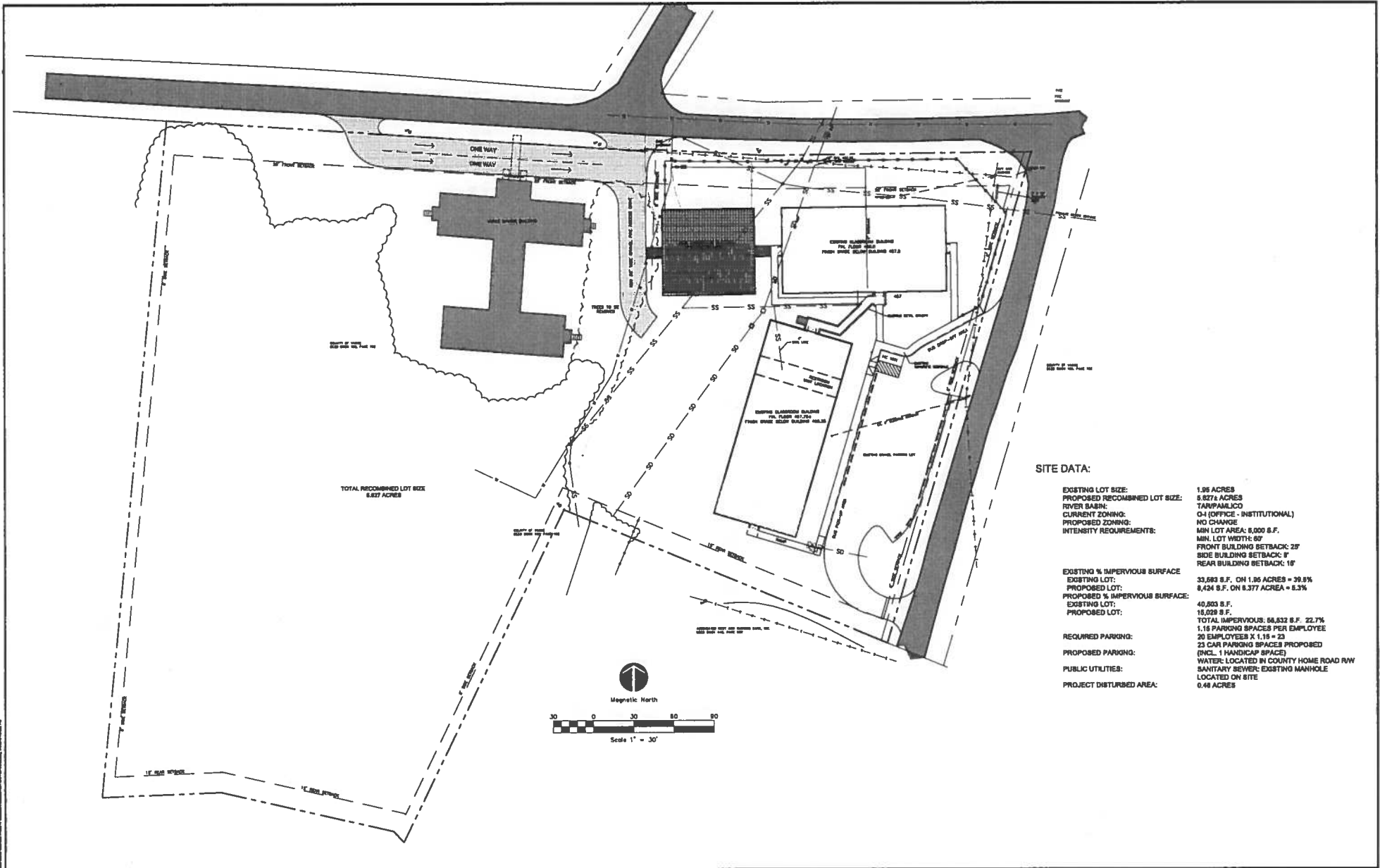
Henderson Collegiate would like to thank the County Commissioners and the County Manager for their efforts in supporting the school to better serve more children in Henderson and throughout the County. The school is honored to call Vance County home and greatly appreciates the County's time and consideration of this request, along with the County's willingness to continue to work together in a partnership for the benefit of the community.

Sincerely,

A handwritten signature in black ink that reads "Eric E. Sanchez". The signature is fluid and cursive, with a long horizontal stroke extending to the right.

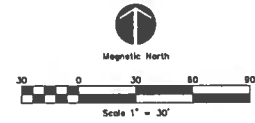
Eric E. Sanchez  
Co-Founder/School Leader  
Henderson Collegiate





**SITE DATA:**

**EXISTING LOT SIZE:** 1.86 ACRES  
**PROPOSED RECOMBINED LOT SIZE:** 8.827 ACRES  
**RIVER BANK:** TARP/PUBLIC  
**CURRENT ZONING:** O4 (OFFICE - INSTITUTIONAL)  
**PROPOSED ZONING:** NO CHANGE  
**INTENSITY REQUIREMENTS:** MIN LOT AREA: 8,000 S.F.  
 MIN. LOT WIDTH: 50'  
 FRONT BUILDING SETBACK: 25'  
 SIDE BUILDING SETBACK: 10'  
 REAR BUILDING SETBACK: 10'  
  
**EXISTING % IMPERVIOUS SURFACE:** 33,683 S.F. ON 1.86 ACRES = 39.8%  
**PROPOSED LOT:** 8,424 S.F. ON 8.377 ACRES = 8.3%  
**EXISTING LOT:** 49,503 S.F.  
**PROPOSED LOT:** 18,029 S.F.  
**TOTAL IMPERVIOUS:** 68,532 S.F. 22.7%  
**REQUIRED PARKING:** 1.16 PARKING SPACES PER EMPLOYEE  
 26 EMPLOYEE X 1.16 = 23  
**PROPOSED PARKING:** 23 CAR PARKING SPACES PROPOSED  
 (INCL. 1 HANDICAP SPACE)  
**PUBLIC UTILITIES:** WATER: LOCATED IN COUNTY HOME ROAD RW  
 SANITARY SEWER: EXISTING MANHOLE  
 LOCATED ON SITE  
**PROJECT DISTURBED AREA:** 0.48 ACRES



| NO. | REVISIONS          | DATE     |
|-----|--------------------|----------|
| 1   | PRELIMINARY DESIGN | 3/7/2013 |
| 2   | FINAL DESIGN       |          |



**SITE TECHNOLOGIES, INC.**  
 Land Planning & Landscape Architecture  
 P.O. Box 1812 Oxford, NC 27565  
 910-683-2927 EMAIL: [taustak@earthlink.net](mailto:taustak@earthlink.net)

**Henderson Collegiate Charter School**  
 Eric Sanchez, Co-Founder / Principal  
 P.O. Box 2183, Henderson, North Carolina 27538  
 (252) 578-7053

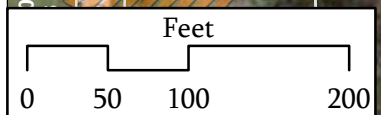
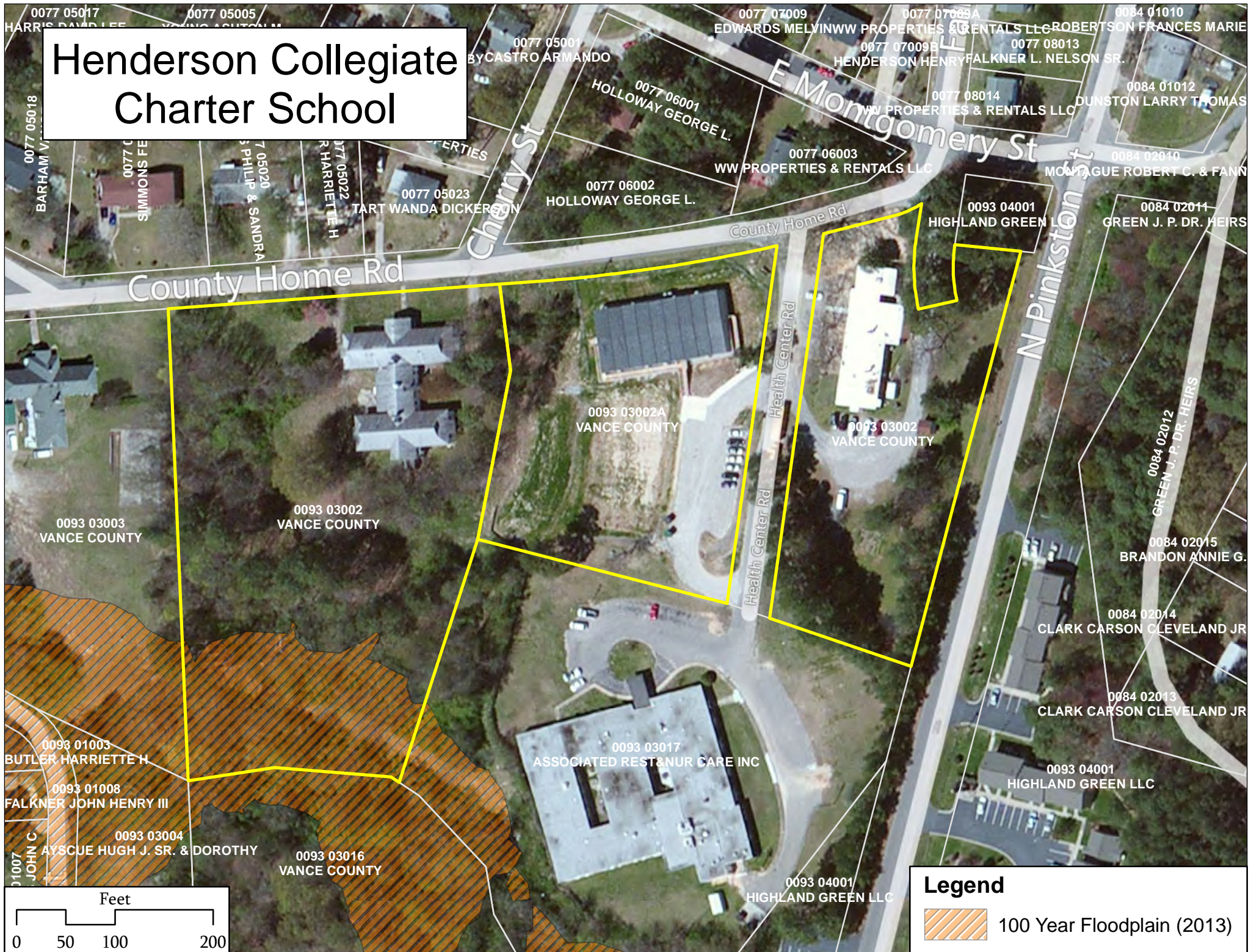
|              |          |
|--------------|----------|
| DESIGNED BY: | T.A.S.   |
| DRAWN BY:    | T.A.S.   |
| DATE:        | 3/4/2013 |
| SCALE:       | 1"=30'   |

**SITE PLAN**


|             |      |
|-------------|------|
| SHEET:      | 1    |
| OF:         | 1    |
| JOB NUMBER: | 1304 |



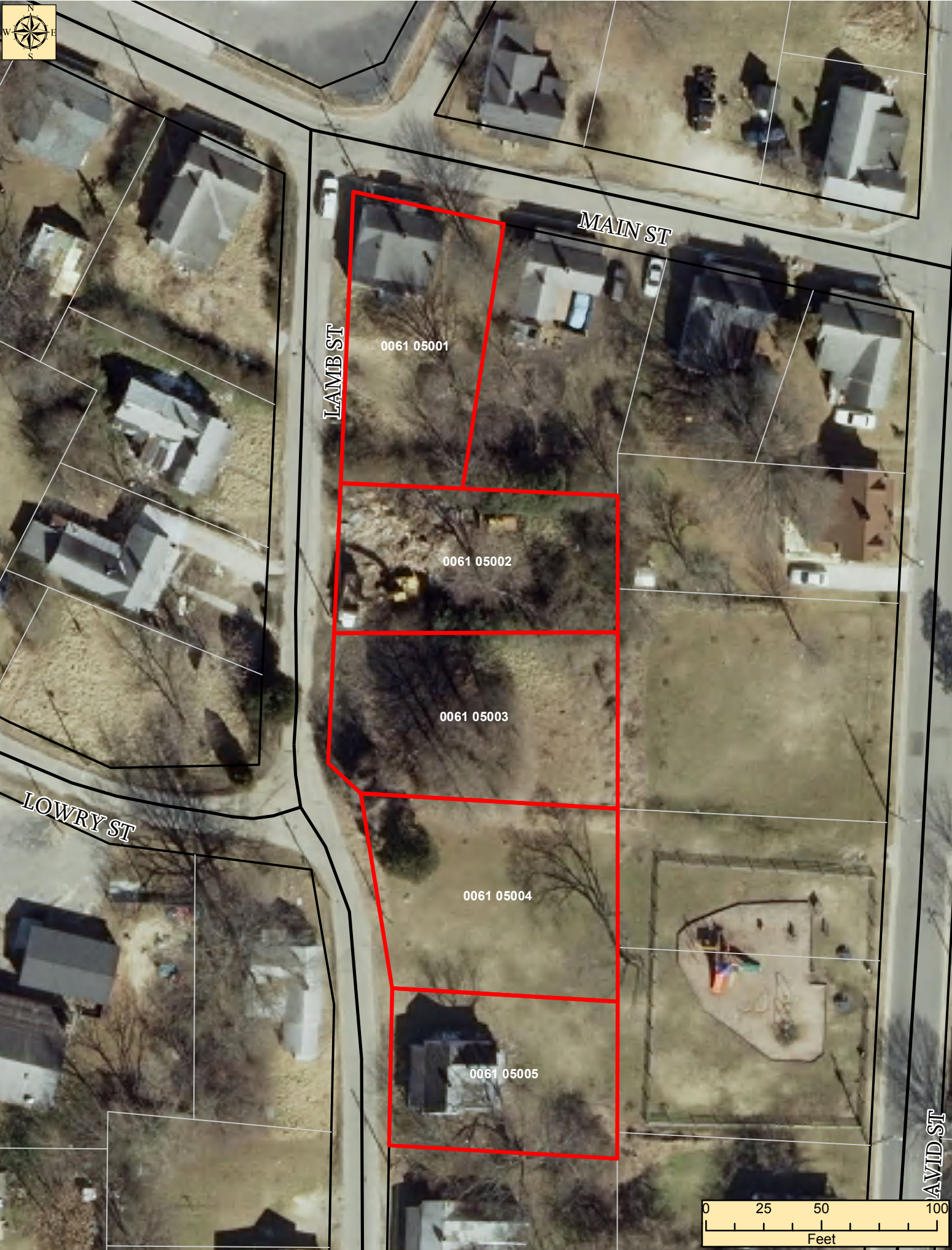
# Henderson Collegiate Charter School



**Legend**

-  100 Year Floodplain (2013)





LAMB ST

MAIN ST

0061 05001

0061 05002

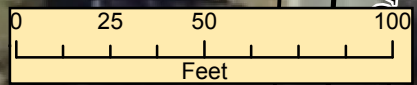
0061 05003

0061 05004

0061 05005

LOWRY ST

DAVID ST



*Finance Director's  
Report*

**VANCE COUNTY**  
**DEPARTMENTAL LINE-ITEM TRANSFER REQUEST**  
 2012 - 2013 Fiscal Year

Department Name: Board of Elections**Request for Funds to be Transferred From:**

| ACCOUNT TITLE         | ACCOUNT NUMBER | AMOUNT  |
|-----------------------|----------------|---------|
| Maintenance Equipment | 10430-500016   | \$4,186 |
|                       |                |         |
|                       |                |         |
|                       |                |         |

TOTAL \$ 4,186.00Explanation of transfer request: Funds needed in other line items where there are budget shortfalls.**Request for Funds to be Transferred To:**

| ACCOUNT TITLE        | ACCOUNT NUMBER | AMOUNT |
|----------------------|----------------|--------|
| Travel/Training      | 10430-500014   | 754    |
| Telephone & Postage  | 10430-500011   | 430    |
| Office Supplies      | 10430-500032   | 377    |
| Advertising          | 10430-500026   | 785    |
| Dues & Subscriptions | 10430-500053   | 110    |
| Contracted Services  | 10430-500045   | 1,730  |

TOTAL \$ 4,186.00Explanation of transfer request: See aboveRequested by: Faye Gill Date 5-21-13

PRESENTED:  
 VANCE COUNTY BOARD OF COMMISSIONERS  
 IN MEETING OF

---



---

Reviewed by DCB 5-28-13  
 Finance Office

**VANCE COUNTY**  
**DEPARTMENTAL LINE-ITEM TRANSFER REQUEST**  
 2012 - 2013 Fiscal Year

Department Name: Animal Control

**Request for Funds to be Transferred From:**

| ACCOUNT TITLE | ACCOUNT NUMBER | AMOUNT  |
|---------------|----------------|---------|
| Contingency   | 10999-500099   | \$3,500 |
|               |                |         |
|               |                |         |
|               |                |         |

TOTAL \$ 3,500.00

Explanation of transfer request: Allocation of funds for special use permits required for proposed new Animal Shelter site. Approved by Board at March 11, 2013 meeting.

**Request for Funds to be Transferred To:**

| ACCOUNT TITLE       | ACCOUNT NUMBER | AMOUNT |
|---------------------|----------------|--------|
| Permits New Shelter | 10599-500342   | 3,500  |
|                     |                |        |
|                     |                |        |
|                     |                |        |

TOTAL \$ 3,500.00

Explanation of transfer request: See above

Requested by: \_\_\_\_\_ Date \_\_\_\_\_

|  |
|--|
| PRESENTED:<br>VANCE COUNTY BOARD OF COMMISSIONERS<br>IN MEETING OF<br>_____<br>_____ |
|--|

Reviewed by DCB 5-28-13  
 Finance Office \_\_\_\_\_



**VANCE COUNTY**  
**DEPARTMENTAL LINE-ITEM TRANSFER REQUEST**  
 2012 - 2013 Fiscal Year

Department Name: Contribution Other Agencies

**Request for Funds to be Transferred From:**

| ACCOUNT TITLE | ACCOUNT NUMBER | AMOUNT   |
|---------------|----------------|----------|
| Contingency   | 10999-500099   | \$40,941 |
|               |                |          |
|               |                |          |
|               |                |          |

TOTAL \$ 40,941.00

Explanation of transfer request: Allocation of funds for special assessment by Kerr-Tar Council Of Governments. Approved by Board at May 2013 meeting.

**Request for Funds to be Transferred To:**

| ACCOUNT TITLE          | ACCOUNT NUMBER | AMOUNT |
|------------------------|----------------|--------|
| Council of Governments | 10600-500207   | 40,941 |
|                        |                |        |
|                        |                |        |
|                        |                |        |

TOTAL \$ 40,941.00

Explanation of transfer request: See above

Requested by: \_\_\_\_\_ Date \_\_\_\_\_

PRESENTED:  
 VANCE COUNTY BOARD OF COMMISSIONERS  
 IN MEETING OF  
 \_\_\_\_\_  
 \_\_\_\_\_

Reviewed by PCB 5-28-13  
 Finance Office \_\_\_\_\_

**VANCE COUNTY BUDGET AMENDMENT REQUEST**  
2012 - 2013 Fiscal Year

A request to amend the 2012-2013 Vance County Budget is hereby submitted to the Vance County Board of Commissioners as follows:

Department Name: Economic Development

**Revenue Amendment Request**

| ACCOUNT TITLE              | ACCOUNT NUMBER | REVENUE INCREASE (DECREASE) |
|----------------------------|----------------|-----------------------------|
| Transfer from General Fund | 47397-439710   | 600,000.00                  |
|                            |                |                             |

TOTAL REVENUE INCREASE (DECREASE) \$ 600,000.00

Reason for Revenue Amendment Request: For accounting purposes only. No additional funds allocated or given to Semprius. Original amendment to allocate funds to Semprius requires a two part amendment because it involves a transfer across funds and only the first amendment has been approved and entered so far.

**Request for Funds to be Transferred To:**

| ACCOUNT TITLE             | ACCOUNT NUMBER | EXPENSE INCREASE (DECREASE) |
|---------------------------|----------------|-----------------------------|
| Construction & Renovation | 47445-500106   | 600,000.00                  |
|                           |                |                             |
|                           |                |                             |
|                           |                |                             |
|                           |                |                             |
|                           |                |                             |
|                           |                |                             |

TOTAL \$ 600,000.00

Reason for Expense Amendment Request: For accounting purposes only.

Requested by: DCB Date 5-28-13

APPROVED:  
VANCE COUNTY BOARD OF COMMISSIONERS  
IN MEETING OF  
\_\_\_\_\_

Reviewed by Finance Office DCB 5-28-13

**VANCE COUNTY BUDGET AMENDMENT REQUEST**  
2012 - 2013 Fiscal Year

A request to amend the 2012-2013 Vance County Budget is hereby submitted to the Vance County Board of Commissioners as follows:

Department Name: Animal Control

**Revenue Amendment Request**

| ACCOUNT TITLE   | ACCOUNT NUMBER | REVENUE INCREASE (DECREASE) |
|-----------------|----------------|-----------------------------|
| Petfinder Grant | 10332-438072   | 1,000.00                    |
|                 |                |                             |

TOTAL REVENUE INCREASE (DECREASE) \$ 1,000.00

Reason for Revenue Amendment Request: Grant funds received to be used towards expenses related to adoption of animals from the shelter.

**Request for Funds to be Transferred To:**

| ACCOUNT TITLE                       | ACCOUNT NUMBER | EXPENSE INCREASE (DECREASE) |
|-------------------------------------|----------------|-----------------------------|
| Petfinder Grant Adoption Assistance | 10599-500138   | 1,000.00                    |
|                                     |                |                             |
|                                     |                |                             |
|                                     |                |                             |
|                                     |                |                             |
|                                     |                |                             |
|                                     |                |                             |

TOTAL \$ 1,000.00

Reason for Expense Amendment Request: See above

Requested by: Frankie Nobler Date 5-15-13

APPROVED:  
VANCE COUNTY BOARD OF COMMISSIONERS  
IN MEETING OF  
\_\_\_\_\_  
\_\_\_\_\_

Reviewed by Finance Office DCB 5-28-13

VANCE COUNTY BUDGET AMENDMENT REQUEST  
2012 - 2013 Fiscal Year

A request to amend the 2012-2013 Vance County Budget is hereby submitted to the Vance County Board of Commissioners as follows:

Department Name: Contribution Other Agencies

**Revenue Amendment Request**

| ACCOUNT TITLE                        | ACCOUNT NUMBER | REVENUE INCREASE (DECREASE) |
|--------------------------------------|----------------|-----------------------------|
| Henderson Appliance Bldg Reuse Grant | 10380-438073   | 24,278.00                   |
|                                      |                |                             |

TOTAL REVENUE INCREASE (DECREASE) \$ 24,278.00

Reason for Revenue Amendment Request: Grant funds received from the Rural Center for a building reuse project at the former Henderson Appliance location.

**Request for Funds to be Transferred To:**

| ACCOUNT TITLE                        | ACCOUNT NUMBER | EXPENSE INCREASE (DECREASE) |
|--------------------------------------|----------------|-----------------------------|
| Henderson Appliance Bldg Reuse Grant | 10600-500280   | 24,278.00                   |
|                                      |                |                             |
|                                      |                |                             |
|                                      |                |                             |
|                                      |                |                             |
|                                      |                |                             |
|                                      |                |                             |

TOTAL \$ 24,278.00

Reason for Expense Amendment Request: See above

Requested by: David Beck Date 5-28-13

APPROVED:  
VANCE COUNTY BOARD OF COMMISSIONERS  
IN MEETING OF  
\_\_\_\_\_

Reviewed by Finance Office DCB 5-28-13

**RESOLUTION**  
by the  
**Vance County Board of Commissioners**  
*Approving Financing Terms*

**WHEREAS**, Vance County, North Carolina (the “County”) has previously determined to undertake a project for purchase of 10 Dodge Chargers and 2 Chevy Tahoes and Equipment (the “Project”), and the Finance Officer has now presented a proposal for the financing of such Project.

**NOW THEREFORE BE IT RESOLVED AS FOLLOWS:**

1. The County hereby determines to finance the Project through Branch Banking and Trust Company (BB&T), in accordance with the proposal dated May 9, 2013. The amount financed shall not exceed \$323,910.00, the annual interest rate (in the absence of default or change in tax status) shall not exceed 1.59%, and the financing term shall not exceed four (4) years from closing.
2. All financing contracts and all related documents for the closing of the financing (the “Financing Documents”) shall be consistent with the foregoing terms. All officers and employees of the County are hereby authorized and directed to execute and deliver any Financing Documents, and to take all such further action as they may consider necessary or desirable, to carry out the financing of the Project as contemplated by the proposal and this resolution. The Financing Documents shall include a Financing Agreement as BB&T may request.
3. The Finance Officer is hereby authorized and directed to hold executed copies of the Financing Documents until the conditions for the delivery of the Financing Documents have been completed to such officer’s satisfaction. The Finance Officer is authorized to approve changes to any Financing Documents previously signed by County officers or employees, provided that such changes shall not substantially alter the intent of such documents or certificates from the intent expressed in the forms executed by such officers. The Financing Documents shall be in such final forms as the Finance Officer shall approve, with the Finance Officer’s release of any Financing Document for delivery constituting conclusive evidence of such officer’s final approval of the Document’s final form.
4. The County shall not take or omit to take any action the taking or omission of which will cause its interest payments on this financing to be includable in the gross income for federal income tax purposes of the registered owners of the interest payment obligations. The County hereby designates its obligations to make principal and interest payments under the Financing Documents as “qualified tax-exempt obligations” for the purpose of Internal Revenue Code Section 265(b)(3).

5. The County intends that the adoption of this resolution will be a declaration of the County's official intent to reimburse expenditures for the project that is to be financed from the proceeds of the BB&T financing described above. The County intends that funds that have been advanced, or that may be advanced, from the County's general fund, or any other County fund related to the project, for project costs may be reimbursed from the financing proceeds.
6. All prior actions of County officers in the furtherance of the purposes of this resolution are hereby ratified, approved and confirmed. All other resolutions (or parts thereof) in conflict with this resolution are hereby repealed, to the extent of the conflict. This resolution shall take effect immediately.

This, the 3<sup>rd</sup> day of June, 2013.

---

Thomas S. Hester, Jr., Chairman  
Vance County Board of Commissioners



## Vance County Farmer's Market Capital Project Ordinance

BE IT ORDAINED by the Governing Board of the County of Vance, North Carolina, that, pursuant to Section 13.2 of Chapter 159 of the General Statutes of North Carolina, the following capital project ordinance is hereby adopted:

Section 1. The project authorized is the construction of the Vance County Farmer's Market to be financed through a combination of grant funding and donations.

Section 2. The officers of this unit are hereby directed to proceed with the capital project within the terms of the budget contained herein.

Section 3. The following amounts are appropriated for the project:

|                     |    |                       |
|---------------------|----|-----------------------|
| Legal/Fiscal Costs  | \$ | 3,000                 |
| Contracted Services |    | 71,417                |
| Contingency         |    | 29,754                |
| Construction        |    | <u>523,277</u>        |
| <b>TOTAL</b>        |    | <b><u>627,448</u></b> |

Section 4. The following revenues are anticipated to be available to complete this project:

|                            |    |                       |
|----------------------------|----|-----------------------|
| NCTTFC Grant 2010          | \$ | 27,448                |
| NCTTFC Grant 2011          |    | 300,000               |
| NCTTFC Grant 2012          |    | 100,000               |
| NCADFPTF Grant             |    | 100,000               |
| Farm Bureau Donation       |    | 50,000                |
| Transfer from General Fund |    | <u>50,000</u>         |
| <b>TOTAL</b>               |    | <b><u>627,448</u></b> |

Section 5. The Finance Director is hereby directed to maintain within the Capital Project Fund sufficient detailed accounting records to satisfy the requirements of the grantor agency, the grant agreements, and federal regulations.

Section 6. Funds may be advanced from the General Fund for the purpose of making payments as due. Reimbursement requests should be made to the grantor agency in an orderly and timely manner.

Section 7. The Finance Director is directed to report, on a monthly basis, on the financial status of each project element in Section 3.

Section 8. The Budget Officer is directed to include a detailed analysis of past and future costs and revenues on this capital project in every budget submission made to this Board.

Section 9. Copies of this capital project ordinance shall be furnished to the Clerk to the Governing Board, and to the Budget Officer and the Finance Director for direction in carrying out the project.

Adopted this 3rd day of June, 2013.

---

Thomas S. Hester Jr., Chairman  
Vance County Board of Commissioners

Vance County Board of Commissioners  
Vance County Administration Building  
122 Young Street, Suite B  
Henderson, N.C. 27536



Jerry L. Ayscue  
County Manager

Telephone (252) 738-2001  
Fax (252) 738-2039

Kelly H. Grissom  
Clerk to Board

Telephone (252) 738-2001

To: Vance County Board of Commissioners  
From: David C. Beck, Finance Director  
**Re: Purchase Order Requisition Procedure**  
Date: June 3, 2013

## MEMORANDUM

Vance County currently requires a purchase order for all purchases of \$50.00 or more. This is a very low threshold in relation to a total general fund budget that exceeds \$40,000,000. Over the three most recent completed fiscal years, the average number of purchase orders processed per year is 2,671. 58% of the total purchase orders processed the past three fiscal years were for purchases in the \$50.00 - 499.99 range.

To create a more efficient purchasing system, it is the recommendation of staff to raise the purchase order threshold from \$50.00 to \$500.00. This would streamline the purchasing process and allow department heads the opportunity to make small purchases in a timelier manner. If approved, Finance Office staff and department heads will continue to closely monitor purchasing activity to ensure the policy is being followed.

c.c. Jerry L. Ayscue, County Manger

PHILLIPS, DORSEY, THOMAS, WATERS & BRAFFORD, P.A.  
CERTIFIED PUBLIC ACCOUNTANTS

Drawer 1359 • 349 Ruin Creek Rd. • Henderson, NC 27536  
252-438-8154 • Wats 800-356-7674 • Fax 252-492-5066

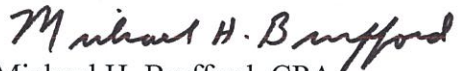
Susan R. Waters, CPA  
Michael H. Brafford, CPA  
Franklin L. Irvin, Jr., CPA  
Janet N. Green, CPA  
Cecilia E. Leahy, CPA  
Ronald S. Dorsey, CPA (Retired)

May 30, 2013

David Beck  
Finance Director  
Vance County, North Carolina

In reply to your recent telephone call concerning the single audit for Vance County, North Carolina for the year ended June 30, 2013, we are pleased to offer our proposal. We propose to perform the single audit for \$42,000 and write the audit report for an additional \$5,000, for a total of \$47,000. We are, of course, including the "75% of billing" clause, and will be happy to charge a reduced fee in the event that the time required is less than we are currently anticipating.

We would be happy to discuss our proposal with you further. Please give us a call if you have any questions or concerns.



Michael H. Brafford, CPA  
PHILLIPS, DORSEY, THOMAS, WATERS & BRAFFORD, P.A.

*County Attorney's  
Report*

**RESOLUTION ACCEPTING BID FOR  
COUNTY OWNED REAL PROPERTY**

**WHEREAS**, the Vance County Board of County Commissioners received an offer for the purchase and sale of County owned real property, which is more particularly described below:

**601 East Avenue, Henderson, North Carolina 27536, Vance County Tax  
Department Parcel Number 0079 04 002.**

**WHEREAS**, pursuant to NCGS 160A-269, a notice was published in the *Daily Dispatch* on May 17, 2013, stating that said offer had been received and that any person wishing to submit an upset bid should do so within 10 days; and

**WHEREAS**, no upset bids were received within the statutorily prescribed time period;

**THEREFORE, BE IT RESOLVED** by the Vance County Board of Commissioners, pursuant to NCGS 160A-269 that:

The bid submitted by *EarlyFalsom Properties, Inc.* in the amount of **\$2,000.00** subject to the terms and conditions contained in the submitted bid, attached hereto as Exhibit "A", is hereby accepted for the property described herein and the Board's Chairperson shall execute the documents necessary to complete the transfer of title to such property.

Adopted this the 3<sup>rd</sup> day of June, 2013.

---

Thomas S. Hester, Jr., Chairman  
Vance County Board of Commissioners

ATTEST:

---

Kelly H. Grissom, Clerk to the Board

**RESOLUTION ACCEPTING BID FOR  
COUNTY OWNED REAL PROPERTY**

**WHEREAS**, the Vance County Board of County Commissioners received an offer for the purchase and sale of County owned real property, which is more particularly described below:

**102 N. Hacienda Lane, Henderson, North Carolina 27537, Vance County Tax Department Parcel Number 0552D 01 002.**

**WHEREAS**, pursuant to NCGS 160A-269, a notice was published in the *Daily Dispatch* on May 17, 2013, stating that said offer had been received and that any person wishing to submit an upset bid should do so within 10 days; and

**WHEREAS**, no upset bids were received within the statutorily prescribed time period;

**THEREFORE, BE IT RESOLVED** by the Vance County Board of Commissioners, pursuant to NCGS 160A-269 that:

The bid submitted by *Duvel William White* in the amount of **\$1,000.00** subject to the terms and conditions contained in the submitted bid, attached hereto as Exhibit "A", is hereby accepted for the property described herein and the Board's Chairperson shall execute the documents necessary to complete the transfer of title to such property.

Adopted this the 3<sup>rd</sup> day of June, 2013.

---

Thomas S. Hester, Jr., Chairman  
Vance County Board of Commissioners

ATTEST:

---

Kelly H. Grissom, Clerk to the Board



*County Manager's  
Report*

**Vance County**  
**County Manager's Report to the Board**  
**June 3, 2013**

**A. Fireworks Permit.** The Vance County Tourism Department is requesting approval of a fireworks permit for its annual Independence Day celebration at Kerr Lake. According to Nancy Wilson, the work will be contracted with a professional pyrotechnics firm which has the appropriate credentials and insurance coverage. **Recommendation:** *Approve the request for a permit to discharge fireworks at its annual Independence Day celebration at Kerr Lake on July 6, 2013 (no rain date), contingent upon the contractor being adequately insured.*

**B. EDC Request for Comprehensive Marketing Plan.** The Henderson-Vance Economic Development Commission requests that the Vance County Board of Commissioners endorse its request to the Kerr-Tar Regional Economic Development Corporation (Triangle North) to strengthen its marketing of the four industrial/commerce parks in the four-county area by contracting with a specialized firm or individual. **Recommendation:** *Endorse the action by the Henderson-Vance Economic Development Commission that requests the Board of Directors of the Kerr-Tar Regional Economic Development Corporation to develop a stronger marketing program for the four industrial/commerce parks by utilizing the professional services of a qualified firm or individual to create jobs.*

**C. World Elder Abuse Awareness Day.** As a means of bringing greater awareness to the growing problem of abuse and neglect of senior citizens, June 15<sup>th</sup> is nationally recognized as World Elder Abuse Awareness Day. The Adult Protective Services Unit of the Vance County Department of Social Services is working diligently to bring a greater awareness to this great social problem throughout Henderson and Vance County. **Recommendation:** *Adopt the resolution as requested by the Vance County Department of Social Services to designate Friday, June 15, 2012 as World Elder Abuse Awareness Day in Vance County.*

**D. SECU Internship.** The North Carolina Rural Economic Development Center has approved the engagement of Mr. Byron Mason of Vance County as an intern to work with County government for 160 hours this summer. He will work 80 hours in June and 80 hours in July. The State Employees Credit Union has provided funds to pay the student and County for the internship. **Recommendation:** *For information only.*

**E. Budget Work Session.** The next budget work session of the Board of Commissioners is set for Tuesday, June 4, at 6:00 p.m. **Recommendation:** *For information only.*

To: Vance County Board of Commissioners

From: Nancy F. Wilson, Executive Director  
Vance County Tourism Development Authority

Subject: Independence Day Fireworks - Satterwhite Point, Kerr Lake

Date: May 30, 2013



Please let this memo serve as my request to hold our annual Independence Day Celebration featuring a fireworks exhibition over the water near Satterwhite Point Park at Kerr Lake on Saturday, July 6, 2013. I already have the necessary permission and permits from the NC State Parks office, Corps of Engineers, US Coast Guard and cooperation from the NC Highway Patrol and the Vance County Sheriffs Office to handle the traffic control.

# ★ INDEPENDENCE DAY WEEKEND ★

## July 6 CELEBRATION July 6

### Saturday, July 6, 2013

**Fireworks Display, Entertainment & Food Vendors**



## The Seaside Band

Satterwhite Point - Kerr Lake  
Henderson, NC

**6:30 - 10:00 PM No Admission Fee**

Food Vendors, T-shirts and Glow Sticks

• PARK & RIDE • FREE SHUTTLE SERVICE

Roses' Parking Lot (Norlina Road) to Satterwhite Point

Leave 4:00 pm - 7:30 pm • Return 10:00 pm

I-85, exit 217, follow signs to Satterwhite Point, Kerr Lake

*Sponsored by: Vance County Department of Tourism*

252-438-2222 • 866-438-4565

[www.kerrlake-nc.com](http://www.kerrlake-nc.com)





**HENDERSON - VANCE COUNTY**  
*Economic Development Commission*

May 13, 2013

Mr. Tommy Hester, Chair  
Vance County Board of Commissioners  
122 Young Street, Suite B  
Henderson, NC 27536

*I am ok with  
this / one agent  
for  
sure to approve  
or disapprove  
Board*

Dear Mr. Hester,

At the May 8<sup>th</sup> Board of Directors meeting of the Economic Development Commission a motion was made and unanimously approved that the Triangle North Executive Committee develop a comprehensive marketing plan for the four industrial/commerce parks. The attached letter includes the recommendation for Triangle North to engage an individual or contract with a firm to be responsible for these activities.

The EDC Board of Directors respectfully request that the Vance County Board of Commissioners consider endorsing this action and to submit letters of support to the Chair of the Triangle North Board of Directors.

Thank you for your consideration.

Sincerely,

Sam M. Watkins, Jr., Chair  
Henderson-Vance County EDC

Attachment

*"The Leading Edge of the Research Triangle"*



**HENDERSON - VANCE COUNTY**  
*Economic Development Commission*

May 13, 2013

Mr. Don Lancaster, Chair  
Triangle North Executive Committee  
75 Remington Court  
Youngsville, NC 27596

Dear Mr. Lancaster,

At the May 8<sup>th</sup> meeting of the Henderson-Vance County Economic Development Commission a motion was made and unanimously carried that the Triangle North Executive Committee develop a comprehensive plan for the coordination and marketing of the four industrial/commerce parks in Triangle North. The Board expressed concern over the lack of success in attracting a location to any of the parks over the past five years and the level of activity during that time.

The Board of Directors therefore strongly urge that a more robust and pro-active marketing effort be developed by the Board of Triangle North. It was the consensus that Triangle North considers the engagement of an individual or contract with a firm to assume responsibility for this function. This person or firm would coordinate and cooperate with the respective four county economic development entities.

It is believed that having someone responsible for this activity, with the appropriate metrics by which to measure success, would be more effective than the present system which has not provided the desired results. It is the strong opinion of the Economic Development Commission that a change in the way the four parks are marketed are warranted.

Therefore the Economic Development Commission respectfully requests that the Triangle North Board of Directors re-evaluate the marketing effort and act on this request in an expeditious manner.

Thank you for your consideration.

Sincerely,



Sam M. Watkins, Jr., Chair  
Henderson-Vance County EDC

*"The Leading Edge of the Research Triangle"*

**RESOLUTION**  
by the  
**Vance County Board of Commissioners**

*World Elder Abuse Awareness Day in Vance County*

**WHEREAS**, people who are elderly have significantly contributed to the general welfare of Vance County by helping to preserve customs, convictions, and traditions of many people from diverse backgrounds; and

**WHEREAS**, elderly residents are vital and integral members of society, and their wisdom and experience have strengthened and enriched the lives of all citizens; and

**WHEREAS**, abuse of the elderly in domestic and institutional settings is a wide-spread problem, affecting hundreds of thousands of people across the country; and

**WHEREAS**, elder abuse is thought to be grossly under-reported because the elderly who are being abused find it very difficult to tell anyone and are usually ashamed and often afraid of retaliation or abandonment; and

**WHEREAS**, elder abuse happens to men and women of all income levels, all cultural and ethnic groups, whether they are in good health or incapacitated in some way, and in poor neighborhoods and in suburbia; and

**WHEREAS**, self-neglect is often a part of many of the cases reported to and evaluated by Vance County Adult Protective Services, which has the legal and professional obligation to reach out to those in need and provide services and support.

**NOW THEREFORE BE IT RESOLVED**, that the Vance County Board of Commissioners does hereby recognize June 15, 2013 as Elder Abuse Awareness Day in Vance County and urges all citizens to work together to help prevent abuse and neglect of the elderly, showing support by wearing a purple and silver ribbon or by wearing a combination of the two colors on that date.

**This, the 3rd day of June, 2013.**

---

**Thomas S. Hester, Jr., Chairman**



# *Pending Business*

# Vance County

## Pending Business

### June 3, 2013

**County Water Project. *Phase 1A.*** A total of 871 customers are enrolled in Phase 1A as of the last week in May, and there are 14 additional dry taps. Additional roads will be presented to Commissioners for inclusion in Phase 1A through the traditional change order process. Engineers and staff continue to work together to identify and prepare additional roads for extension of lines, and will work through the Planning & Environmental Committee in identifying the added areas. The construction of the elevated storage tank, painting, and signage are completed. Tank sterilization is being done and connections are being made to the system. Fencing will soon be installed and basic clean-up will be done in order to complete this part of construction. Three full-time work crews continue working on line installations. Over 98% of the construction of Contract 1 has been completed (primarily taps remain) and close to 90% of Contract 2 is complete. More water taps and meter boxes have been put in along a portion of the installed lines areas. On May 6, the Warren County Board of Commissioners approved an intergovernmental agreement to allow the Vance County Water District to serve five customers on Tower Road just inside Warren County. The City of Henderson has also approved the agreement, thus the Vance County Board of Commissioners and the Water District Board will have to act likewise. County staff continues to deliver letters and pin flags to residents who have purchased taps for installation of the meter boxes. Monthly construction meetings are being held with work crews, engineers, DOT officials, etc. to coordinate on various issues with construction, safety, billing, traffic control, etc. Weekly staff and consultant meetings are being held to develop policies for rate and fee schedules, cross connections, water conservation, tank leasing, etc. Staff will use the Planning & Environmental Committee to review policies prior to submission to the Water Board for approval. Discussions regarding potential customers on Foster Road and whether they should remain in Phase 1A or be moved to Phase 1B have taken place and the Water Board will be asked in its May meeting to provide direction. *Phase 1B.* USDA Rural Development and Kittrell Water Association continue to work together to seek funding for Phase 1B, consistent with action taken by the Commissioners in December 2009. *Phases 2A & 2B.* Approval of the County's request for an extension of time for ARRA grant and loan funding for Phases 2A and 2B has been granted. Regional and state USDA RD staffs continue to encourage the County to continue to proceed as expeditiously as possible. A preliminary sign-up analysis has been completed for these two phases which will enable the County to know which project areas to bid initially. All State permits have been obtained. Erosion control permits and permits from the Army Corps of Engineers have been acquired. USDA Rural Development has given its approval for the County to proceed with bidding. A pre-application meeting has been scheduled for County staff and engineers to meet with the NC Local Government Commission that will enable the Water District to move forward with the sale of bond anticipation notes. Kerr Lake Operations staff members are processing new easements for crossing of Kerr Lake. Sites for the water tank and one meter vault in the area covered by Phase 2A and 2B have been approved by the Schools System. Negotiations have taken place with two additional property owners for two meter vault sites and options to purchase are currently being processed. Engineers are pursuing a lake crossing permit and a Kerr Lake Reservoir utility crossing easement through the U.S. Army Corps of Engineers. There are some low pressures concerns in the Poplar Creek Road area that are being studied and addressed. The approved O&M services contract will cover Phases 2A and 2B in addition to 1A. Additional sign-ups remain essential in Phases 2A and 2B due to the current lack of substantial customer concentration. Current sign-up totals remain at 370 for Phase 2A and are 373 for Phase 2B.

VFD Contracts and Audits. (See below)

**Vance County Volunteer Fire Departments  
Vance County Rescue Squad  
Contracts and Audit Reports  
June 3, 2013**

| <b>Department</b> | <b>Contract Received</b> | <b>Audit Due</b>  | <b>Audit Received</b>     |
|-------------------|--------------------------|-------------------|---------------------------|
| Bearpond          | ✓                        | April 30, 2013    | ✓                         |
| Cokesbury         | ✓                        | April 30, 2013    | at CPA's Office           |
| Drewry            | ✓                        | October 31, 2012  | ✓                         |
| Epsom             | ✓                        | October 31, 2012  | ✓                         |
| Kittrell          | ✓                        | April 30, 2013    | ✓                         |
| Hicksboro         | ✓                        | February 28, 2013 | ✓                         |
| Townsville        | ✓                        | October 31, 2012  | ✓                         |
| Watkins           | ✓                        | April 30, 2013    | ✓                         |
| Rescue Squad      | ✓                        | April 30, 2013    | deadline extended 60 days |

# *Consent Agenda Items*

Tax Refunds and Releases  
Minutes

## Monthly Reports

911 Emergency Operations  
Administrative Ambulance Charge-Offs  
Community Development Block Grant  
Health Department  
Human Resources  
Information Technology  
Planning and Development  
Social Services  
Tax Office  
Veterans Service

## Tax Office Refund and Release Report for April 2013

| Taxpayer Name              | Tax Year | Real   | Personal | Motor Vehicle | MV Fee | Solid Waste Fee | Reason           |
|----------------------------|----------|--------|----------|---------------|--------|-----------------|------------------|
| Carter A T Est & Clark J W | 2003     | 16.31  | 0        | 0             | 0      | 0               | foreclosure      |
| Crews William Thomas       | 2003     | 46.06  | 0        | 0             | 0      | 0               | foreclosure      |
| Davis Hallie heirs         | 2003     | 34.28  | 0        | 0             | 0      | 0               | foreclosure      |
| Davis Hallie heirs         | 2003     | 0      | 153.75   | 0             | 0      | 0               | foreclosure      |
| Newton Virgie O.           | 2003     | 27.90  | 0        | 0             | 0      | 75.00           | foreclosure      |
| White Rush A.              | 2003     | 0      | 257.80   | 0             | 0      | 0               | did not own in 2 |
| Carter A T Est & Clark J W | 2004     | 16.63  | 0        | 0             | 0      | 0               | foreclosure      |
| Crews William Thomas       | 2004     | 46.97  | 0        | 0             | 0      | 0               | foreclosure      |
| Davis Hallie heirs         | 2004     | 34.96  | 0        | 0             | 0      | 0               | foreclosure      |
| Newton Virgie O.           | 2004     | 27.90  | 0        | 0             | 0      | 75.00           | foreclosure      |
| Carter A T Est & Clark J W | 2005     | 17.18  | 0        | 0             | 0      | 0               | foreclosure      |
| Crews William Thomas       | 2005     | 48.50  | 0        | 0             | 0      | 0               | foreclosure      |
| Davis Hallie heirs         | 2005     | 36.09  | 0        | 0             | 0      | 0               | foreclosure      |
| Davis Hallie heirs         | 2005     | 0      | 80.00    | 0             | 0      | 0               | foreclosure      |
| Newton Virgie O.           | 2005     | 28.50  | 0        | 0             | 0      | 90.00           | foreclosure      |
| Carter A T Est & Clark J W | 2006     | 17.18  | 0        | 0             | 0      | 0               | foreclosure      |
| Crews William Thomas       | 2006     | 48.50  | 0        | 0             | 0      | 0               | foreclosure      |
| Davis Hallie heirs         | 2006     | 36.09  | 0        | 0             | 0      | 0               | foreclosure      |
| Newton Virgie O.           | 2006     | 12.35  | 0        | 0             | 0      | 0               | foreclosure      |
| Carter A T Est & Clark J W | 2007     | 17.18  | 0        | 0             | 0      | 0               | foreclosure      |
| Crews William Thomas       | 2007     | 48.50  | 0        | 0             | 0      | 0               | foreclosure      |
| Davis Hallie heirs         | 2007     | 36.09  | 0        | 0             | 0      | 0               | foreclosure      |
| Evans Cornell G Est        | 2007     | 51.68  | 0        | 0             | 0      | 0               | foreclosure      |
| Newton Virgie O.           | 2007     | 12.35  | 0        | 0             | 0      | 0               | foreclosure      |
| Stitt Joy Stevenson        | 2007     | 228.66 | 0        | 0             | 0      | 95.00           | correct situs    |
| Brodie Charlene            | 2008     | 726.28 | 0        | 0             | 0      | 102.50          | foreclosure      |
| Carter A T Est & Clark J W | 2008     | 19.08  | 0        | 0             | 0      | 0               | foreclosure      |
| Crews William Thomas       | 2008     | 54.11  | 0        | 0             | 0      | 0               | foreclosure      |
| Davis Hallie heirs         | 2008     | 44.98  | 0        | 0             | 0      | 0               | foreclosure      |
| Evans Cornell G Est        | 2008     | 77.70  | 0        | 0             | 0      | 0               | foreclosure      |
| Newton Virgie O.           | 2008     | 44.33  | 0        | 0             | 0      | 0               | foreclosure      |
| Rogers John C.             | 2008     | 389.96 | 0        | 0             | 0      | 205.00          | real prop - bill |
| Stitt Joy Stevenson        | 2008     | 333.39 | 0        | 0             | 0      | 102.50          | correct situs    |
| Wimbush Ellis              | 2008     | 312.79 | 0        | 0             | 0      | 102.50          | correct value    |
| Brodie Charlene            | 2009     | 712.17 | 0        | 0             | 0      | 102.50          | foreclosure      |
| Carter A T Est & Clark J W | 2009     | 19.14  | 0        | 0             | 0      | 0               | foreclosure      |
| Crews William Thomas       | 2009     | 54.27  | 0        | 0             | 0      | 0               | foreclosure      |
| Davis Hallie heirs         | 2009     | 45.12  | 0        | 0             | 0      | 0               | foreclosure      |
| Davis Melvin heirs         | 2009     | 29.97  | 0        | 0             | 0      | 0               | foreclosure      |
| Evans Cornell G Est        | 2009     | 77.92  | 0        | 0             | 0      | 0               | foreclosure      |
| Newton Virgie O.           | 2009     | 43.47  | 0        | 0             | 0      | 0               | foreclosure      |
| Rogers John C.             | 2009     | 391.10 | 0        | 0             | 0      | 205.00          | real prop - bill |
| Stitt Joy Stevenson        | 2009     | 326.92 | 0        | 0             | 0      | 102.50          | correct situs    |
| Wimbush Ellis              | 2009     | 306.72 | 0        | 0             | 0      | 102.50          | correct value    |
| Brodie Charlene            | 2010     | 712.17 | 0        | 0             | 0      | 102.50          | foreclosure      |
| Carter A T Est & Clark J W | 2010     | 19.14  | 0        | 0             | 0      | 0               | foreclosure      |
| Crews William Thomas       | 2010     | 54.27  | 0        | 0             | 0      | 0               | foreclosure      |
| Davis Hallie heirs         | 2010     | 45.12  | 0        | 0             | 0      | 0               | foreclosure      |
| Davis Melvin heirs         | 2010     | 29.97  | 0        | 0             | 0      | 0               | foreclosure      |
| Evans Cornell G Est        | 2010     | 77.92  | 0        | 0             | 0      | 0               | foreclosure      |
| Newton Virgie O.           | 2010     | 43.47  | 0        | 0             | 0      | 0               | foreclosure      |

| Taxpayer Name                | Tax Year | Real   | Personal | Motor Vehicle | MV Fee | Solid Waste Fee | Reason           |
|------------------------------|----------|--------|----------|---------------|--------|-----------------|------------------|
| Rogers John C.               | 2010     | 391.10 | 0        | 0             | 0      | 205.00          | real prop - bill |
| Stitt Joy Stevenson          | 2010     | 326.92 | 0        | 0             | 0      | 102.50          | correct situs    |
| Wimbush Ellis                | 2010     | 306.72 | 0        | 0             | 0      | 102.50          | correct value    |
| Tunstall James Thomas        | 2011     | 0      | 0        | 23.98         | 0      | 0               | pro-rate         |
| Allen James Wesley Jr.       | 2011     | 0      | 0        | 3.53          | 0      | 0               | pro-rate         |
| Brodie Charlene              | 2011     | 712.19 | 0        | 0             | 0      | 105.00          | foreclosure      |
| Carter A T Est & Clark J W   | 2011     | 19.19  | 0        | 0             | 0      | 0               | foreclosure      |
| Crews William Thomas         | 2011     | 54.24  | 0        | 0             | 0      | 0               | foreclosure      |
| Curin Elizabeth Morris       | 2011     | 0      | 0        | 13.33         | 0      | 0               | transfer out     |
| Davis Hallie heirs           | 2011     | 45.05  | 0        | 0             | 0      | 0               | foreclosure      |
| Davis Melvin heirs           | 2011     | 29.97  | 0        | 0             | 0      | 0               | foreclosure      |
| Dixon J. T.                  | 2011     | 0      | 35.64    | 0             | 0      | 105.00          | pers prop billed |
| Evans Cornell G Est          | 2011     | 77.92  | 0        | 0             | 0      | 0               | foreclosure      |
| Newton Virgie O.             | 2011     | 43.44  | 0        | 0             | 0      | 0               | foreclosure      |
| Perry Lucas Irdell           | 2011     | 0      | 0        | 6.87          | 0      | 0               | pro-rate         |
| Person Torrey Terrence       | 2011     | 0      | 0        | 8.11          | 0      | 0               | pro-rate         |
| Rogers John C.               | 2011     | 391.13 | 0        | 0             | 0      | 210.00          | real prop - bill |
| Silver Patsy Langley         | 2011     | 0      | 0        | 53.77         | 0      | 0               | pro-rate         |
| Stitt Joy Stevenson          | 2011     | 326.92 | 0        | 0             | 0      | 105.00          | correct situs    |
| Walker Wayne                 | 2011     | 0      | 48.05    | 0             | 0      | 105.00          | pers prop billed |
| Wilson Jacquetta Marie       | 2011     | 0      | 0        | 27.70         | 0      | 0               | pro-rate         |
| Wimbush Ellis                | 2011     | 306.73 | 0        | 0             | 0      | 105.00          | correct value    |
| Branch Exterminating Co Inc. | 2012     | 0      | 353.05   | 0             | 0      | 0               | pers prop billed |
| Branch Exterminating Co Inc. | 2012     | 0      | 227.56   | 0             | 0      | 0               | pers prop billed |
| Branch Exterminating Co Inc. | 2012     | 0      | 144.59   | 0             | 0      | 0               | pers prop billed |
| Branch Exterminating Co Inc. | 2012     | 0      | 277.56   | 0             | 0      | 0               | pers prop billed |
| Barreiro Christie Lynn       | 2012     | 0      | 0        | 7.11          | 0      | 0               | pro-rate         |
| Branch Exterminating Co Inc. | 2012     | 0      | 203.15   | 0             | 0      | 0               | pers prop billed |
| Carraway Chadwick Seth       | 2012     | 0      | 0        | 1.76          | 0      | 0               | pro-rate         |
| Chavis James Lee             | 2012     | 0      | 0        | 16.28         | 0      | 0               | pro-rate         |
| Cheatham John Douglas        | 2012     | 0      | 0        | 13.81         | 0      | 0               | transfer out     |
| Clayton James Dale Jr.       | 2012     | 0      | 0        | 18.06         | 0      | 0               | pro-rate         |
| Dickerson Linwood Ray Jr.    | 2012     | 0      | 0        | 13.53         | 0      | 0               | pro-rate         |
| Eaton Jonah Marshall Jr.     | 2012     | 0      | 0        | 21.33         | 0      | 0               | pro-rate         |
| Faulkner Roy Hurst           | 2012     | 0      | 0        | 0.35          | 0      | 0               | pro-rate         |
| Hargrove Darrica Jean        | 2012     | 0      | 0        | 36.54         | 0      | 0               | pro-rate         |
| Hargrove John III            | 2012     | 0      | 0        | 6.86          | 0      | 0               | pro-rate         |
| Holt Karen Edwards           | 2012     | 0      | 0        | 3.26          | 0      | 0               | pro-rate         |
| Jefferson Tiffany            | 2012     | 0      | 0        | 20.76         | 0      | 0               | pro-rate         |
| M R Williams Inc.            | 2012     | 0      | 0        | 5.86          | 0      | 0               | pro-rate         |
| Person J Y                   | 2012     | 0      | 0        | 4.36          | 0      | 0               | transfer out     |
| Person J Y                   | 2012     | 0      | 0        | 28.60         | 0      | 0               | transfer out     |
| Pettaway Bryan Oneal         | 2012     | 0      | 0        | 314.95        | 10.00  | 0               | military non res |
| Soto Irma Santiago           | 2012     | 0      | 0        | 19.90         | 10.00  | 0               | correct situs    |
| Townes Lawanda Renee         | 2012     | 0      | 0        | 192.06        | 10.00  | 0               | reg veh billed i |
| Troutman William Marlin      | 2012     | 0      | 0        | 146.14        | 10.00  | 0               | transfer out     |
| Vann Michael Dale            | 2012     | 0      | 0        | 44.73         | 0      | 0               | correct value    |
| Wardrett Brenda Faye         | 2012     | 0      | 0        | 33.83         | 0      | 0               | pro-rate         |
| Williams Elvin Thomas        | 2012     | 0      | 0        | 7.97          | 0      | 0               | pro-rate         |
| Abbott Mandy                 | 2012     | 0      | 67.09    | 0             | 0      | 105.00          | pers prop billed |
| Allen Jerry Wayne            | 2012     | 0      | 60.99    | 0             | 0      | 105.00          | pers prop billed |
| Arren Peter Christopher      | 2012     | 0      | 0        | 121.69        | 0      | 0               | pro-rate         |
| Arren Peter Christopher      | 2012     | 0      | 0        | 4.69          | 0      | 0               | pro-rate         |

| Taxpayer Name                | Tax Year | Real   | Personal | Motor Vehicle | MV Fee | Solid Waste Fee | Reason            |
|------------------------------|----------|--------|----------|---------------|--------|-----------------|-------------------|
| Ayscue Bobby R Jr.           | 2012     | 0      | 69.12    | 0             | 0      | 0               | hadnt own since   |
| Ayscue Bobby R Jr.           | 2012     | 0      | 0.90     | 0             | 0      | 0               | pers prop billed  |
| Baggett Joseph Sr.           | 2012     | 0      | 44.43    | 0             | 0      | 105.00          | pers prop billed  |
| Baines James Lacurtis        | 2012     | 0      | 0        | 4.64          | 0      | 0               | pro-rate          |
| Belgrave Gerard John         | 2012     | 0      | 0        | 37.31         | 0      | 0               | correct value     |
| Betz Daniel Lawrence         | 2012     | 0      | 0        | 21.70         | 0      | 0               | correct value     |
| Biggins Ashley Lynn          | 2012     | 0      | 0        | 8.20          | 0      | 0               | pro-rate          |
| Biggins Ashley Lynn          | 2012     | 0      | 0        | 7.34          | 0      | 0               | pro-rate          |
| Bond Ambrose Lemarshell      | 2012     | 0      | 71.52    | 0             | 0      | 0               | listed in wake co |
| Brame William Alvin Jr.      | 2012     | 0      | 0        | 45.37         | 0      | 0               | pro-rate          |
| Branch Exterminating Co Inc. | 2012     | 0      | 166.52   | 0             | 0      | 0               | pers prop billed  |
| Branche Armentha Darlene     | 2012     | 0      | 0        | 13.19         | 0      | 0               | pro-rate          |
| Brodie Charlene              | 2012     | 724.53 | 0        | 0             | 0      | 105.00          | foreclosure       |
| Bryant Alice Faye            | 2012     | 0      | 0        | 5.17          | 0      | 0               | pro-rate          |
| Bullock Ronald               | 2012     | 0      | 48.87    | 0             | 0      | 105.00          | pers prop billed  |
| Bullock Tanishia Leshun      | 2012     | 0      | 0        | 99.71         | 0      | 0               | transfer out      |
| Burgess Scott                | 2012     | 0      | 102.30   | 0             | 0      | 0               | pers prop billed  |
| Butts Timothy Allen          | 2012     | 0      | 0        | 24.91         | 0      | 0               | pro-rate          |
| Cain Catherine Smith         | 2012     | 0      | 0        | 53.84         | 0      | 0               | pro-rate          |
| Callis Cecil A               | 2012     | 0      | 52.36    | 0             | 0      | 0               | pers prop billed  |
| Canfield Joseph Robert       | 2012     | 0      | 0        | 15.35         | 0      | 0               | correct value     |
| Carter A T Est & Clark J W   | 2012     | 19.19  | 0        | 0             | 0      | 0               | foreclosure       |
| Chavis James Lee             | 2012     | 0      | 0        | 23.91         | 0      | 0               | pro-rate          |
| Crews William Thomas         | 2012     | 54.24  | 0        | 0             | 0      | 0               | foreclosure       |
| Critcher Waverly Nelson      | 2012     | 0      | 0        | 13.04         | 0      | 0               | pro-rate          |
| Crudup Samuel Jr.            | 2012     | 0      | 0        | 14.60         | 0      | 0               | pro-rate          |
| Cruz Vargas Lara             | 2012     | 0      | 44.43    | 0             | 0      | 105.00          | pers prop billed  |
| Currin Elizabeth Morris      | 2012     | 0      | 0        | 12.16         | 0      | 0               | transfer out      |
| Davis Hallie heirs           | 2012     | 45.05  | 0        | 0             | 0      | 0               | foreclosure       |
| Davis Melvin heirs           | 2012     | 30.49  | 0        | 0             | 0      | 0               | foreclosure       |
| Dillard Elton Leon           | 2012     | 0      | 0        | 69.47         | 0      | 0               | pro-rate          |
| Dixon J. T.                  | 2012     | 0      | 36.26    | 0             | 0      | 105.00          | pers prop billed  |
| Dunston Makecia Rachelle     | 2012     | 0      | 0        | 4.42          | 0      | 0               | pro-rate          |
| ETC of Henderson Inc.        | 2012     | 0      | 0        | 28.33         | 0      | 0               | correct value     |
| Evans Cornell G Est          | 2012     | 77.92  | 0        | 0             | 0      | 0               | foreclosure       |
| Fields Beatrice Helen        | 2012     | 0      | 0        | 57.15         | 0      | 0               | pro-rate          |
| Fisher Steven Curtis         | 2012     | 0      | 0        | 24.81         | 0      | 0               | correct value     |
| Fleming Pamela Spence        | 2012     | 0      | 0        | 42.48         | 0      | 0               | pro-rate          |
| Flores Jose F.               | 2012     | 11.00  | 0        | 0             | 0      | 0               | correct value     |
| Forbes Virginia              | 2012     | 0      | 44.43    | 0             | 0      | 105.00          | double listed     |
| Franklin Karen Pernell       | 2012     | 0      | 0        | 72.18         | 0      | 0               | pro-rate          |
| Fuller Patricia Rowland      | 2012     | 0      | 0        | 30.21         | 0      | 0               | pro-rate          |
| Garner Cynthia Roadifer      | 2012     | 0      | 0        | 17.81         | 0      | 0               | pro-rate          |
| Garner Cynthia Roadifer      | 2012     | 0      | 0        | 21.05         | 0      | 0               | pro-rate          |
| Gill Sheila                  | 2012     | 0      | 44.43    | 0             | 0      | 105.00          | pers prop billed  |
| Gill Sheila                  | 2012     | 0      | 44.43    | 0             | 0      | 105.00          | pers prop billed  |
| Gilleland Claudia            | 2012     | 0      | 0        | 15.69         | 0      | 0               | pro-rate          |
| Green-Bello Carolyne Augusta | 2012     | 0      | 0        | 32.45         | 0      | 0               | pro-rate          |
| Hanks Sandra Nelson          | 2012     | 0      | 0        | 64.60         | 0      | 0               | pro-rate          |
| Hargrove Tammy Jones         | 2012     | 0      | 9.86     | 0             | 0      | 0               | pers prop billed  |
| Hargrove Tammy Yolanda Jones | 2012     | 0      | 0        | 6.09          | 0      | 0               | pro-rate          |
| Helsel Bobbie Husser         | 2012     | 0      | 0        | 35.57         | 0      | 0               | pro-rate          |
| Henderson Family YMCA        | 2012     | 0      | 0        | 232.39        | 10.00  | 0               | charitable all o  |

| Taxpayer Name                      | Tax Year | Real   | Personal | Motor Vehicle | MV Fee | Solid Waste Fee | Reason           |
|------------------------------------|----------|--------|----------|---------------|--------|-----------------|------------------|
| Hicks Michael Antonio              | 2012     | 0      | 0        | 91.53         | 0      | 0               | transfer out     |
| Holden Lucille Brandon             | 2012     | 0      | 0        | 53.71         | 0      | 0               | pro-rate         |
| Hoyle Jason Barkley                | 2012     | 0      | 0        | 15.67         | 0      | 0               | pro-rate         |
| James Thomas Paul                  | 2012     | 0      | 0        | 14.35         | 0      | 0               | correct value    |
| Jennings David Clay                | 2012     | 0      | 0        | 37.12         | 0      | 0               | pro-rate         |
| Jones Clementine Dale              | 2012     | 0      | 0        | 20.82         | 0      | 0               | pro-rate         |
| Kerr Area Transportation Authority | 2012     | 0      | 0        | 888.55        | 10.00  | 0               | charitable all o |
| Kersey Elane Brat                  | 2012     | 0      | 0        | 136.38        | 0      | 0               | pro-rate         |
| King Kenneth Jerome                | 2012     | 0      | 67.82    | 0             | 0      | 0               | pd in gran co fo |
| Lawing James R Jr.                 | 2012     | 0      | 16.77    | 0             | 0      | 0               | pers prop billed |
| Lemay Tashon Nakia                 | 2012     | 0      | 0        | 16.71         | 0      | 0               | pro-rate         |
| Leonard Michael E.                 | 2012     | 0      | 21.82    | 0             | 0      | 0               | pers prop billed |
| Leonard Michael E.                 | 2012     | 0      | 21.82    | 0             | 0      | 0               | pers prop billed |
| Lozano Maria Isabel Renteral       | 2012     | 0      | 0        | 7.12          | 0      | 0               | pro-rate         |
| M R Williams Inc.                  | 2012     | 0      | 0        | 47.80         | 0      | 0               | pro-rate         |
| M R Williams Inc.                  | 2012     | 0      | 0        | 73.55         | 0      | 0               | pro-rate         |
| Maddox Deborah Hughes              | 2012     | 0      | 0        | 11.56         | 0      | 0               | pro-rate         |
| Marrow Chiquita Marie              | 2012     | 0      | 0        | 16.96         | 0      | 0               | pro-rate         |
| Mojica Dalila Valle                | 2012     | 0      | 67.09    | 0             | 0      | 105.00          | pers prop billed |
| Morgan William Joshua              | 2012     | 0      | 0        | 220.06        | 0      | 0               | correct value    |
| Morgan William Joshua              | 2012     | 0      | 0        | 220.06        | 0      | 0               | correct value    |
| MR Williams Inc.                   | 2012     | 0      | 0        | 28.16         | 0      | 0               | pro-rate         |
| Munoz-Tavera Nettaly               | 2012     | 0      | 44.43    | 0             | 0      | 0               | moved to durham  |
| Nduku Tongama Annie                | 2012     | 0      | 0        | 24.34         | 0      | 0               | pro-rate         |
| Neal Demarcus Jerrod               | 2012     | 0      | 0        | 41.50         | 0      | 0               | pro-rate         |
| Nevils Ralph T III                 | 2012     | 0      | 37.60    | 0             | 0      | 0               | pers prop billed |
| Newton Virgie O.                   | 2012     | 44.19  | 0        | 0             | 0      | 0               | foreclosure      |
| Norwood Carla Michele              | 2012     | 0      | 0        | 87.62         | 0      | 0               | transfer out     |
| Norwood Joseph E.                  | 2012     | 0      | 22.61    | 0             | 0      | 0               | pers prop billed |
| Pena Amada Morales                 | 2012     | 0      | 73.89    | 0             | 0      | 105.00          | billed twice for |
| Pernell Ronnie Dale                | 2012     | 0      | 0        | 57.54         | 0      | 0               | correct value    |
| Pernell Ronnie Dale                | 2012     | 0      | 0        | 75.62         | 0      | 0               | correct value    |
| Perry William Reuben Jr.           | 2012     | 0      | 0        | 27.66         | 0      | 0               | pro-rate         |
| Person Torrey Terrence             | 2012     | 0      | 0        | 42.11         | 0      | 0               | pro-rate         |
| Powell Charles Edward              | 2012     | 0      | 0        | 10.81         | 0      | 0               | correct value    |
| Powell Charles Edward              | 2012     | 0      | 0        | 22.45         | 0      | 0               | correct value    |
| Proffitt Patrick Shane             | 2012     | 0      | 48.38    | 0             | 0      | 0               | pers prop billed |
| Rebuilding Hope Inc.               | 2012     | 0      | 0        | 16.27         | 0      | 0               | charitable all o |
| Redevelopment Commission of        | 2012     | 46.13  | 0        | 0             | 0      | 0               | government       |
| Redevelopment Commission of        | 2012     | 46.13  | 0        | 0             | 0      | 0               | government       |
| Redevelopment Commission of        | 2012     | 204.49 | 0        | 0             | 0      | 105.00          | government       |
| Redevelopment Commission of        | 2012     | 200.29 | 0        | 0             | 0      | 105.00          | government       |
| Redevelopment Commission of        | 2012     | 101.84 | 0        | 0             | 0      | 105.00          | government       |
| Redevelopment Commission of        | 2012     | 69.19  | 0        | 0             | 0      | 0               | government       |
| Redevelopment Commission of        | 2012     | 38.55  | 0        | 0             | 0      | 0               | government       |
| Redevelopment Commission of        | 2012     | 48.19  | 0        | 0             | 0      | 0               | government       |
| Redevelopment Commission of        | 2012     | 24.16  | 0        | 0             | 0      | 0               | government       |
| Redevelopment Commission of        | 2012     | 100.05 | 0        | 0             | 0      | 0               | government       |
| Redevelopment Commission of        | 2012     | 51.10  | 0        | 0             | 0      | 0               | government       |
| Redevelopment Commission of        | 2012     | 431.32 | 0        | 0             | 0      | 210.00          | government       |
| Redevelopment Commission of        | 2012     | 55.36  | 0        | 0             | 0      | 0               | government       |
| Redevelopment Commission of        | 2012     | 241.55 | 0        | 0             | 0      | 105.00          | government       |
| Redevelopment Commission of        | 2012     | 226.95 | 0        | 0             | 0      | 0               | government       |



| <b>Taxpayer Name</b>           | <b>Tax Year</b> | <b>Real</b> | <b>Personal</b> | <b>Motor Vehicle</b> | <b>MV Fee</b> | <b>Solid Waste Fee</b> | <b>Reason</b>    |
|--------------------------------|-----------------|-------------|-----------------|----------------------|---------------|------------------------|------------------|
| Redevelopment Commission of    | 2012            | 61.52       | 0               | 0                    | 0             | 0                      | government       |
| Redevelopment Commission of    | 2012            | 281.09      | 0               | 0                    | 0             | 0                      | government       |
| Redevelopment Commission of    | 2012            | 202.43      | 0               | 0                    | 0             | 105.00                 | government       |
| Redevelopment Commission of    | 2012            | 238.51      | 0               | 0                    | 0             | 105.00                 | government       |
| Redevelopment Commission of    | 2012            | 73.30       | 0               | 0                    | 0             | 0                      | government       |
| Rogers John C.                 | 2012            | 391.13      | 0               | 0                    | 0             | 210.00                 | real prop - bill |
| Satterwhite Larry M.           | 2012            | 0           | 107.46          | 0                    | 0             | 0                      | never owned      |
| Satterwhite Larry M.           | 2012            | 0           | 0.9             | 0                    | 0             | 0                      | never owned      |
| Seaboard Coast Line Railroad   | 2012            | 289.72      | 0               | 0                    | 0             | 0                      | state assessed   |
| Sleboda Monica Dori            | 2012            | 0           | 0               | 27.15                | 0             | 0                      | correct value    |
| Sneed Mary                     | 2012            | 0           | 73.89           | 0                    | 0             | 105.00                 | pers prop billed |
| Sneed Ruth Lavern              | 2012            | 0           | 0               | 61.16                | 0             | 0                      | pro-rate         |
| Stainback Sherry Gail          | 2012            | 0           | 192.73          | 0                    | 0             | 0                      | pers prop billed |
| Stainback Sherry Gail          | 2012            | 0           | 0.82            | 0                    | 0             | 0                      | transfer out     |
| Steagall Shannon Ranes         | 2012            | 0           | 0               | 12.08                | 0             | 0                      | correct value    |
| Stucky Shirley                 | 2012            | 0           | 44.43           | 0                    | 0             | 105.00                 | pers prop billed |
| Taylor Larry                   | 2012            | 0           | 44.43           | 0                    | 0             | 105.00                 | pers prop billed |
| Teeter Charles Lavette Jr.     | 2012            | 0           | 0               | 253.12               | 0             | 0                      | transfer out     |
| Thompson David Robert          | 2012            | 0           | 0               | 91.98                | 0             | 0                      | pro-rate         |
| Thompson Steven                | 2012            | 0           | 113.68          | 0                    | 0             | 105.00                 | pers prop billed |
| Tillman Richard Gary           | 2012            | 0           | 0               | 153.78               | 0             | 0                      | pro-rate         |
| Townes Vernon Lee              | 2012            | 0           | 0               | 281.19               | 10.00         | 0                      | transfer out     |
| Townes Vernon Lee              | 2012            | 0           | 0               | 10.69                | 0             | 0                      | transfer out     |
| Valdeolibar Ivan               | 2012            | 0           | 67.09           | 0                    | 0             | 105.00                 | pers prop billed |
| Valdes Evelin                  | 2012            | 0           | 67.09           | 0                    | 0             | 105.00                 | billed twice     |
| Vallejo Joel Gerardo           | 2012            | 0           | 0               | 15.76                | 0             | 0                      | pro-rate         |
| Vallejo Joel Gerardo           | 2012            | 0           | 0               | 15.30                | 0             | 0                      | pro-rate         |
| Vance County                   | 2012            | 0           | 0               | 0                    | 0             | 105.00                 | government       |
| Vance County                   | 2012            | 0           | 0               | 0                    | 0             | 105.00                 | government       |
| Vance County                   | 2012            | 0           | 0               | 0                    | 0             | 105.00                 | government       |
| Vance County                   | 2012            | 0           | 0               | 0                    | 0             | 105.00                 | government       |
| Vance County                   | 2012            | 0           | 0               | 0                    | 0             | 105.00                 | government       |
| Vance County Housing Authority | 2012            | 0           | 0               | 0                    | 0             | 7,875.00               | government       |
| Vance County-City of Henderson | 2012            | 0           | 0               | 0                    | 0             | 105.00                 | government       |
| Vance County-City of Henderson | 2012            | 0           | 0               | 0                    | 0             | 105.00                 | government       |
| Vance County-City of Henderson | 2012            | 0           | 0               | 0                    | 0             | 105.00                 | government       |
| Vance County-City of Henderson | 2012            | 0           | 0               | 0                    | 0             | 105.00                 | government       |
| Vance County-City of Henderson | 2012            | 0           | 0               | 0                    | 0             | 105.00                 | government       |
| Vance County-City of Henderson | 2012            | 0           | 0               | 0                    | 0             | 105.00                 | government       |
| Vance County-City of Henderson | 2012            | 0           | 0               | 0                    | 0             | 105.00                 | government       |
| Vance County-City of Henderson | 2012            | 0           | 0               | 0                    | 0             | 315.00                 | government       |
| Variety Wholesalers Inc.       | 2012            | 0           | 0               | 79.28                | 0             | 0                      | pro-rate         |
| Variety Wholesalers Inc.       | 2012            | 0           | 0               | 61.70                | 0             | 0                      | pro-rate         |
| Variety Wholesalers Inc.       | 2012            | 0           | 0               | 63.35                | 0             | 0                      | pro-rate         |
| Variety Wholesalers Inc.       | 2012            | 0           | 0               | 86.12                | 0             | 0                      | pro-rate         |
| Variety Wholesalers Inc.       | 2012            | 0           | 0               | 86.12                | 0             | 0                      | pro-rate         |
| VCS Pupil Transportation       | 2012            | 0           | 149.96          | 0                    | 0             | 0                      | government       |
| Vick Frederick Earl Jr.        | 2012            | 0           | 0               | 8.50                 | 0             | 0                      | pro-rate         |
| Walker Kristin                 | 2012            | 0           | 41.37           | 0                    | 0             | 105.00                 | pers prop billed |
| Walton Charles Edward          | 2012            | 0           | 0               | 133.90               | 10.00         | 0                      | correct situs    |
| Ward James                     | 2012            | 0           | 183.31          | 0                    | 0             | 0                      | pers prop billed |
| Ward James                     | 2012            | 0           | 0.82            | 0                    | 0             | 0                      | pers prop billed |
| Wardrett Brenda Faye           | 2012            | 0           | 0               | 35.71                | 0             | 0                      | pro-rate         |
| Waste Industries LLC           | 2012            | 0           | 0               | 149.60               | 0             | 0                      | transfer out     |


| <b>Taxpayer Name</b>              | <b>Tax Year</b>  | <b>Real</b>      | <b>Personal</b> | <b>Motor Vehicle</b> | <b>MV Fee</b> | <b>Solid Waste Fee</b> | <b>Reason</b>     |
|-----------------------------------|------------------|------------------|-----------------|----------------------|---------------|------------------------|-------------------|
| Weatherford Michael Anthony       | 2012             | 0                | 0               | 10.48                | 0             | 0                      | pro-rate          |
| Weaver Melissa Dawn               | 2012             | 0                | 0               | 10.25                | 0             | 0                      | pro-rate          |
| West Kristen Leigh                | 2012             | 0                | 0               | 18.51                | 0             | 0                      | pro-rate          |
| Wheeler Henry Lee Jr.             | 2012             | 0                | 73.28           | 0                    | 0             | 0                      | pers prop billed  |
| Wilbur Phyllis Ann                | 2012             | 0                | 0               | 35.42                | 0             | 0                      | transfer out      |
| Williams Alfreda                  | 2012             | 0                | 0               | 27.01                | 0             | 0                      | pro-rate          |
| Wilmouth Louis                    | 2012             | 0                | 13.56           | 0                    | 0             | 0                      | never in vance co |
| Wilmouth Louis                    | 2012             | 0                | 13.56           | 0                    | 0             | 0                      | never in vance co |
| Wilson Christopher Scott          | 2012             | 0                | 0               | 5.30                 | 0             | 0                      | pro-rate          |
| Wilson Joseph Avon Jr.            | 2012             | 0                | 0               | 38.37                | 0             | 0                      | pro-rate          |
| Woodby Regina Journigan           | 2012             | 0                | 0               | 6.65                 | 0             | 0                      | pro-rate          |
| Word Michael Eugene               | 2012             | 0                | 0               | 1.24                 | 0             | 0                      | pro-rate          |
| Wrenn Christopher Fitzgerald S.   | 2012             | 0                | 0               | 125.52               | 0             | 0                      | military non res  |
| Yarborough Martin Antonio         | 2012             | 0                | 0               | 5.95                 | 0             | 0                      | pro-rate          |
| Nelson Susie                      | 2013             | 0                | 0               | 0                    | 0             | 0                      | correct value     |
|                                   |                  |                  |                 |                      |               |                        |                   |
| <b>Total</b>                      |                  | <b>13,342.47</b> | <b>4,299.70</b> | <b>6,594.08</b>      | <b>80.00</b>  | <b>14,997.50</b>       |                   |
|                                   |                  |                  |                 |                      |               |                        |                   |
| <b>Total Releases And Refunds</b> | <b>39,313.75</b> |                  |                 |                      |               |                        |                   |

HENDERSON-VANCE COUNTY 911

NUMBER OF CALLS REPORT BY COMPLAINT (ALL UNITS) TOTAL 5,891  
 TIME PERIOD: 04/21/2012 09:00:00 Through 05/20/2013 23:59:59

| DEPARTMENT                                | COMMENT                       | TOTAL        | COUNTY       | CITY         | STATE     | OTHER      |
|---|-------------------------------|--------------|--------------|--------------|-----------|------------|
| DATA WITH NO DEPARTMENT                   |                               | 174          |              |              |           | 174        |
| AFTON VOLUNTEER FIRE DEPARTMENT           | County VFD Dispatch           | 1            | 1            |              |           |            |
| AMERICAN RED CROSS                        | Other Dispatch                | 0            |              |              |           | 0          |
| BEARPOND VOLUNTEER FIRE DEPARTMENT        | County VFD Dispatch           | 29           | 29           |              |           |            |
| COKEBURY VOLUNTEER FIRE DEPARTMENT        | County VFD Dispatch           | 21           | 21           |              |           |            |
| CSX RAILROAD                              | Other Dispatch                | 1            |              |              |           | 1          |
| DREWRY VOLUNTEER FIRE DEPARTMENT          | County VFD Dispatch           | 15           | 15           |              |           |            |
| EMBARQ                                    | Other Dispatch                | 1            |              |              |           | 1          |
| EPSOM VOLUNTEER FIRE DEPARTMENT           | County VFD Dispatch           | 16           | 16           |              |           |            |
| HENDERSON FIRE DEPARTMENT-STA 1           | City Dispatch                 | 276          |              | 276          |           |            |
| HENDERSON FIRE DEPARTMENT-STA 2           | City Dispatch                 | 152          |              | 152          |           |            |
| HENDERSON POLICE DEPARTMENT               | City Dispatch                 | 2,853        |              | 2,853        |           |            |
| HENDERSON STREET DEPT                     | City Dispatch                 | 12           |              | 12           |           |            |
| HENDERSON WATER DEPARTMENT                | City Dispatch                 | 17           |              | 17           |           |            |
| HICKSBORO VOLUNTEER FIRE DEPARTMENT       | County VFD Dispatch           | 21           | 21           |              |           |            |
| KITTRELL VOLUNTEER FIRE DEPARTMENT        | County VFD Dispatch           | 17           | 17           |              |           |            |
| NORTH CAROLINA DEPT OF PARKS              | State Dispatch                | 0            |              |              | 0         |            |
| NORTH CAROLINA DEPT OF TRANSPORTATION     | State Dispatch                | 14           |              |              | 14        |            |
| NORTH CAROLINA DIVISION OF MOTOR VEHICLES | State Dispatch                | 0            |              |              | 0         |            |
| NORTH CAROLINA FORESTRY SERVICE           | State Dispatch                | 4            |              |              | 4         |            |
| NORTH CAROLINA MAGISTRATE OFFICE          | State Dispatch                | 0            |              |              | 0         |            |
| NORTH CAROLINA MEDICAL EXAMINER           | State Dispatch                | 4            |              |              | 4         |            |
| NORTH CAROLINA PROBATION & PAROLE         | State Dispatch                | 0            |              |              | 0         |            |
| NORTH CAROLINA STATE HIGHWAY PATROL       | State Dispatch                | 32           |              |              | 32        |            |
| NORTH CAROLINA UNDERWATER RECOVERY        | Other Dispatch                | 0            |              |              | 0         |            |
| NORTH CAROLINA WILDLIFE                   | State Dispatch                | 1            |              |              | 1         |            |
| PROGRESS ENERGY                           | Other Dispatch                | 11           |              |              |           | 11         |
| PUBLIC SERVICE GAS                        | Other Dispatch                | 1            |              |              |           | 1          |
| RIDGEWAY VOLUNTEER FIRE DEPARTMENT        | County VFD Dispatch           | 1            | 1            |              |           |            |
| TOWNSVILLE VOLUNTEER FIRE DEPARTMENT      | County VFD Dispatch           | 20           | 20           |              |           |            |
| VANCE COUNTY AMBULANCE SERVICE (EMS)      | City & County Dispatch-actual | 532          | 216          | 311          |           | 5          |
| VANCE COUNTY ANIMAL CONTROL               | County Dispatch               | 95           | 95           |              |           |            |
| VANCE CO DEPT OF SOCIAL SERVICES          | County Dispatch               | 2            | 2            |              |           |            |
| VANCE COUNTY EMERGENCY MANAGEMENT         | City & County Dispatch        | 3            | 3            |              |           |            |
| VANCE COUNTY FIRE DEPARTMENT              | County Dispatch/FIRE          | 107          | 107          |              |           |            |
| VANCE COUNTY RESCUE SQUAD                 | County Dispatch               | 30           | 30           |              |           |            |
| VANCE COUNTY SHERIFF DEPARTMENT           | County Dispatch               | 2,242        | 2,242        |              |           |            |
| WAKE ELECTRIC COOPERATIVE                 | Other Dispatch                | 0            |              |              |           | 0          |
| WATKINS VOLUNTEER FIRE DEPARTMENT         | County VFD Dispatch           | 16           | 16           |              |           |            |
| <b>TOTALS</b>                             |                               | <b>6,721</b> | <b>2,852</b> | <b>3,621</b> | <b>55</b> | <b>193</b> |

Signature:   
 Prepared by: Carey D. Thompson, 911 Database Coordinator

Signature:   
 Reviewed by Brian K. Short, Director  
 05/29/2013

# ***HENDERSON-VANCE CO 911***

## ***Number Of Calls Report by Complaint***

*Jurisdiction:* HEN-VAN

*First Date:* 04/21/2013

*Last Date:* 05/20/2013

| <i>Complaint</i> |                                   | <i>Number</i> |
|------------------|-----------------------------------|---------------|
| 911HU            | 911 HANG UP CALL                  | 70            |
| ABAND            | ABANDONED OR JUNKED CARS          | 4             |
| ABDOM-EMD        | ABDOMINAL PAIN OR PROBLEMS        | 28            |
| ACC-PD           | ACCIDENT PROPERTY DAMAGE          | 108           |
| ACC-PI           | ACCIDENT PERSONAL INJURY          | 29            |
| ALARM            | ALARM RESIDENCE OR BUSINESS       | 252           |
| ALARMFALSE       | ALARM FALSE                       | 120           |
| ALARMMED         | ALARM MEDICAL                     | 9             |
| ALLERG-EMD       | ALLERGIC REACTION / ENVENOMATIC   | 7             |
| ANIMAL-EMD       | ANIMAL BITE / ATTACK              | 8             |
| ANIM             | ANIMAL COMPLAINT/VISCIOUS ANIMAL  | 85            |
| ARMED SUSP       | ARMED SUSPECT (MAN WITH A GUN)    | 11            |
| ARRE             | ARREST                            | 6             |
| ASAG             | ASSIST OTHER AGENCY               | 16            |
| ASMO             | ASSIST MOTORIST                   | 59            |
| ASSAULIP-EMD     | ASSAULT OR SEXUAL ASSAULT - IN PI | 5             |
| ASSAULT-EMD      | ASSAULT OR SEXUAL ASSAULT         | 46            |
| BACKPAIN-EMD     | BACK PAIN (NON-TRAUMATIC)         | 4             |
| BE MV            | BREAKING AND ENTERING TO A MOTC   | 25            |
| BOATING          | BOATING ACCIDENTS                 | 1             |
| BON              | BONDING                           | 21            |
| BREATH-EMD       | BREATHING PROBLEMS                | 62            |
| BURG-IP          | BURGULARY/B&E IN PROGRESS         | 7             |
| BURGLARY         | BURGLARY                          | 73            |
| CARBON-EMD       | CARBON MONOXIDE / INHALATION / H. | 1             |
| CAR              | CARELESS AND RECKLESS DRIVER      | 46            |
| CARDIAC-EMD      | CARDIAC/RESPIRATORY ARREST OR I   | 9             |
| CHASE            | CHASE                             | 3             |
| CHESTPAI-EMD     | CHEST PAIN                        | 50            |
| CHILD-ABU        | CHILD ABUSE OR NEGLECT            | 3             |
| CHOKING-EMD      | CHOKING                           | 2             |
| CIVDIS           | CIVIL DISPUTE                     | 78            |
| COMTHR           | COMMUNICATING THREATS             | 11            |
| CONTROLBURN      | CONTROLLED BURN                   | 1             |
| CONVULS-EMD      | CONVULSIONS / SEIZURES            | 24            |
| DIABETIC-EMD     | DIABETIC PROBLEMS                 | 18            |
| DIRTRF           | DIRECTING TRAFFIC/TRAFFIC CONTRI  | 4             |
| DISO             | DISORDERLY PERSON                 | 85            |
| DOMESTIP/W       | DOMESTICE DISPUTE - IN PROGRESS,  | 2             |
| DOM-PROB         | DOMESTIC PROBLEM                  | 111           |
| DRUGALC          | DRUG OR ALCOHOL COMPLAINT         | 42            |
| DRUNKDRIV        | DRUNK DRIVER                      | 4             |
| DVO              | DOMESTIC VIOLENCE ORDER           | 13            |
| EMERG TRANS      | EMERGENCY TRANSPORT               | 3             |
| ESCO             | ESCORT                            | 220           |
| EVICION          | EVICION CARRIED OUT               | 20            |
| FALLS-EMD        | FALLS (SUBJECT FALLEN)            | 55            |
| FIGHT            | FIGHT                             | 33            |
| FIGHT-IP/W       | FIGHT IN PROGRESS/W-WEAPONS       | 1             |
| FIRE AL          | FIRE ALARM                        | 28            |
| FIRE BRU         | BRUSH/GRASS FIRE                  | 4             |
| FIRE ELEC        | ELECTRICAL FIRE                   | 7             |

# ***HENDERSON-VANCE CO 911***

## ***Number Of Calls Report by Complaint***

**Jurisdiction:** HEN-VAN

**First Date:** 04/21/2013

**Last Date:** 05/20/2013

| <b><i>Complaint</i></b> |                                    | <b><i>Number</i></b> |
|-------------------------|------------------------------------|----------------------|
| FIRE GRE                | GREASE FIRE                        | 1                    |
| FIRE SMOKE              | SMOKE REPORT                       | 2                    |
| FIRE STRUC              | STRUCTURE FIRE                     | 12                   |
| FIRE TRANS              | TRANSFORMER FIRE                   | 2                    |
| FIRE VEHI               | VEHICLE FIRE                       | 5                    |
| FRAUD                   | FRAUD/FORGERY                      | 21                   |
| FUELSPILL               | FUEL SPILL                         | 1                    |
| GASLEA                  | GAS LEAK                           | 5                    |
| HARR                    | HARRASSMENT/THREATS                | 47                   |
| HEADACHE-EMD            | HEADACHE                           | 9                    |
| HEART-EMD               | HEART PROBLEMS - AICD              | 7                    |
| HEMORR-EMD              | HEMORRHAGE / LACERATION            | 8                    |
| HOMEINV                 | HOME INVASION                      | 1                    |
| HRPD                    | HIT & RUN PD                       | 23                   |
| HRPI                    | HIT & RUN PI                       | 2                    |
| ILL-DUMP                | ILLEGAL DUMPING                    | 17                   |
| INDEXPO                 | INDECENT EXPOSURE                  | 1                    |
| INSPECTION              | FIRE INSPECTION                    | 47                   |
| INTPERS                 | INTOXICATED PERSON                 | 21                   |
| INVE                    | INVESTIGATE ----- AT               | 757                  |
| IPV                     | IMPROPERLY PARKED VEHICLE          | 9                    |
| JUV                     | JUVENILE PROBLEMS                  | 44                   |
| LARC                    | LARCENY - ALREADY OCCURRED         | 162                  |
| LIVEST                  | LIVESTOCK IN ROADWAY               | 2                    |
| LOIT                    | LOITERING COMPLAIN                 | 8                    |
| LOST                    | LOST PROPERTY                      | 4                    |
| LOUD                    | LOUD MUSIC                         | 73                   |
| MEDICAL                 | MEDICAL                            | 1                    |
| MEN                     | MENTAL SUBJECT                     | 76                   |
| MISS                    | MISSING PERSON                     | 13                   |
| OPEN                    | OPEN DOOR/WINDOW                   | 7                    |
| OVERDOSE-EMD            | OVERDOSE / POISONING (INGESTION)   | 5                    |
| PDAMG                   | PROPERTY DAMAGE ALREADY OCCUI      | 72                   |
| PDMGIP                  | PROPERTY DAMAGE IN PROGRESS        | 1                    |
| PREGNANT-EMD            | PREGNANCY/CHILDBIRTH/MISCARRIA     | 5                    |
| PROW                    | PROWLER                            | 29                   |
| RAPE                    | RAPE                               | 2                    |
| RECFPI                  | RECOVERED/FOUND PROPERTY           | 26                   |
| ROBARM                  | ROBBERY ARMED                      | 1                    |
| ROBBERY                 | ROBBERY                            | 2                    |
| ROBSA                   | ROBERY STRONG ARM                  | 1                    |
| RUN                     | RUNAWAY                            | 7                    |
| SHOP                    | SHOPLIFTER                         | 20                   |
| SHOTS                   | SHOTS FIRED                        | 52                   |
| SICK-EMD                | SICK PERSON                        | 116                  |
| STABBING-EMD            | STABBING / GUNSHOT / PENETRATING   | 3                    |
| STOLV                   | STOLEN VEHICLE                     | 4                    |
| STROKE-EMD              | STROKE (CVA)                       | 9                    |
| SUBINCUS                | SUBJECT IN CUSTODY                 | 16                   |
| SUICIDE-EMD             | SUICIDE / PSYCHIATRIC / ABNORMAL I | 2                    |
| SUMMONS                 | CIVIL / CRIMINAL SUMMONS           | 342                  |
| SUPSUB                  | SUSPICIOUS SUBJECT                 | 77                   |

# ***HENDERSON-VANCE CO 911***

## ***Number Of Calls Report by Complaint***

***Jurisdiction:*** HEN-VAN

***First Date:*** 04/21/2013

***Last Date:*** 05/20/2013

---

| <b><i>Complaint</i></b> |                                   | <b><i>Number</i></b> |
|-------------------------|-----------------------------------|----------------------|
| SURR                    | SURRENDER                         | 12                   |
| SUSPAC                  | SUSPICIOUS PACKAGE                | 1                    |
| SUSVEH                  | SUSPICIOUS VEHICLE                | 93                   |
| TEST                    | TEST CALL                         | 67                   |
| Traffic Stop            | VEHICLE STOP                      | 670                  |
| TRANSPORT               | TRANSPORT                         | 4                    |
| TRAUMA-EMD              | TRAUMATIC INJURY (SPECIFY IN NARI | 5                    |
| TREEDWN                 | TREE DOWN                         | 8                    |
| TRES                    | TRESPASSING SUSPECT               | 122                  |
| UNAUTHVEH               | UNAUTHORIZED USE VEHICLE          | 6                    |
| UNCONC-EMD              | UNCONCIOUS / FAINTING OR NEAR     | 36                   |
| UNKNOWN-EMD             | UNKNOWN PROBLEM (MAN DOWN)        | 5                    |
| WARRANT                 | WARRANT                           | 729                  |
| WATER                   | WATER RELATED PROBLEM             | 16                   |
| WRIT                    | WRIT OF EXECUTION                 | 3                    |

---

***Report Total:*** 5891

# ***HENDERSON-VANCE CO 911***

## ***Number Of Calls Report by Department (All Units)***

*First Date:* 04/21/2013

*Jurisdiction:* HEN-VAN

*Last Date:* 05/20/2013

---

|    | <i>Department</i>        | <i>Number</i> |
|----|--------------------------|---------------|
| 1  | Data with no Department. | 174           |
| 2  | AFTO                     | 1             |
| 3  | BVFD                     | 29            |
| 4  | CSX                      | 1             |
| 5  | CVFD                     | 21            |
| 6  | DOT                      | 14            |
| 7  | DSS                      | 2             |
| 8  | DVFD                     | 15            |
| 9  | EM                       | 3             |
| 10 | EMBQ                     | 1             |
| 11 | EMS                      | 532           |
| 12 | EVFD                     | 16            |
| 13 | FOR                      | 4             |
| 14 | GAS                      | 1             |
| 15 | HFD1                     | 276           |
| 16 | HFD2                     | 152           |
| 17 | HPD                      | 2853          |
| 18 | HVFD                     | 21            |
| 19 | KVFD                     | 17            |
| 20 | ME                       | 4             |
| 21 | PE                       | 11            |
| 22 | RIDG                     | 1             |
| 23 | SHP                      | 32            |
| 24 | STRE                     | 12            |
| 25 | TVFD                     | 20            |
| 26 | VCAC                     | 95            |
| 27 | VCFD                     | 107           |
| 28 | VCR                      | 30            |
| 29 | VCSO                     | 2242          |
| 30 | WATE                     | 17            |
| 31 | WILD                     | 1             |
| 32 | WVFD                     | 16            |

---

***Total:* 5891**

A call with multiple Departments assigned will be counted in the group total for each of these Departments, therefore such calls will be counted more than once. For this reason, the total number of calls may not equal the sum of the group totals

ADMINISTRATIVE AMBULANCE CHARGE-OFFS

FOR INFORMATION ONLY

MAY 2013

| <u>NAME</u>               | <u>DATES OF SERVICE</u> | <u>AMOUNT</u> | <u>REASON</u>                                     |
|---------------------------|-------------------------|---------------|---|
| Mary Frances Jones Fuller | 02/02/2010 – 02/10/2010 | 300.00        | Deceased-Statute of limitation beyond 3 yrs       |
| Turner Mitchell           | 07/12/2009              | 150.00        | Deceased-Statute of limitation beyond 3 yrs       |
| Carol Beckett             | 04/26/2003              | 475.50        | Uncollectible-Statute of limitation beyond 10 yrs |
| Harold Beckett            | 04/26/2003              | 475.50        | Uncollectible-Statute of limitation beyond 10 yrs |
| Lawanda Beckett           | 04/26/2003              | 475.50        | Uncollectible-Statute of limitation beyond 10 yrs |
| Chris Beddingfield        | 04/08/2003              | 150.00        | Uncollectible-Statute of limitation beyond 10 yrs |
| Donovan Bell              | 04/26/2003              | 475.50        | Uncollectible-Statute of limitation beyond 10 yrs |
| Deanna G. Bentley         | 04/25/2003              | 411.00        | Uncollectible-Statute of limitation beyond 10 yrs |
| Ricky Bullock             | 04/25/2003              | 384.00        | Uncollectible-Statute of limitation beyond 10 yrs |
| Milton Clark              | 04/09/2003              | 51.56         | Uncollectible-Statute of limitation beyond 10 yrs |
| Ossye S. Cook             | 04/06/2003              | 8.43          | Uncollectible-Statute of limitation beyond 10 yrs |
| Sergio Cordova-Reyes      | 04/20/2003              | 492.50        | Uncollectible-Statute of limitation beyond 10 yrs |
| Willard W. Delbridge      | 04/09/2003 & 04/26/2003 | 196.54        | Uncollectible-Statute of limitation beyond 10 yrs |
| Ann Dudley                | 04/08/2003 – 04/17/2003 | 347.16        | Uncollectible-Statute of limitation beyond 10 yrs |
| Wesley Duncan             | 04/01/2003 & 04/09/2003 | 100.94        | Uncollectible-Statute of limitation beyond 10 yrs |



|                     |            |        |   |
|---------------------|------------|--------|---|
| Kevin A. Faulkner   | 04/04/2003 | 445.00 | Uncollectible-Statute of limitation beyond 10 yrs |
| Robert G. Fleming   | 04/03/2003 | 472.00 | Uncollectible-Statute of limitation beyond 10 yrs |
| Gwendolyn E. Floyd  | 04/15/2003 | 418.00 | Uncollectible-Statute of limitation beyond 10 yrs |
| Juan Franco         | 04/12/2003 | 492.50 | Uncollectible-Statute of limitation beyond 10 yrs |
| Virginia M. Fulghum | 04/08/2003 | 30.36  | Uncollectible-Statute of limitation beyond 10 yrs |
| Fred W. Goode       | 04/17/2003 | 88.43  | Uncollectible-Statute of limitation beyond 10 yrs |
| Lloyd Hanks         | 04/10/2003 | 171.66 | Uncollectible-Statute of limitation beyond 10 yrs |
| Mikarri D. Hargrove | 04/30/2003 | 150.00 | Uncollectible-Statute of limitation beyond 10 yrs |
| Shevin M. Hargrove  | 04/13/2003 | 358.50 | Uncollectible-Statute of limitation beyond 10 yrs |
| Abby Hattenbrun     | 04/08/2003 | 477.00 | Uncollectible-Statute of limitation beyond 10 yrs |
| Charles L. Hawkins  | 04/16/2003 | 150.00 | Uncollectible-Statute of limitation beyond 10 yrs |
| Johnetta Hicks      | 04/02/2003 | 766.50 | Uncollectible-Statute of limitation beyond 10 yrs |
| Lonnie Justice      | 04/13/2003 | 99.49  | Uncollectible-Statute of limitation beyond 10 yrs |
| David Lanier        | 04/11/2003 | 773.00 | Uncollectible-Statute of limitation beyond 10 yrs |
| Norman S. Lassiter  | 04/19/2003 | 484.00 | Uncollectible-Statute of limitation beyond 10 yrs |
| Joseph R. Moss      | 04/03/2003 | 452.00 | Uncollectible-Statute of limitation beyond 10 yrs |
| Richard C. Newman   | 04/18/2003 | 484.00 | Uncollectible-Statute of limitation beyond 10 yrs |
| Lurae Paynter       | 04/13/2003 | 21.00  | Uncollectible-Statute of limitation beyond 10 yrs |
| Billy Peace         | 04/02/2003 | 418.00 | Uncollectible-Statute of limitation beyond 10 yrs |
| Elvis T. Perry      | 04/03/2003 | 426.50 | Uncollectible-Statute of limitation beyond 10 yrs |

|                      |                         |        |   |
|----------------------|-------------------------|--------|---|
| Bessie Person        | 04/18/2003              | 32.02  | Uncollectible-Statute of limitation beyond 10 yrs |
| Crystal Radford      | 04/13/2003              | 102.70 | Uncollectible-Statute of limitation beyond 10 yrs |
| Amelia B. Richardson | 04/05/2003              | 384.00 | Uncollectible-Statute of limitation beyond 10 yrs |
| Yolanda Rios         | 04/06/2003              | 392.50 | Uncollectible-Statute of limitation beyond 10 yrs |
| Thomas S. Rogers     | 04/10/2003              | 452.00 | Uncollectible-Statute of limitation beyond 10 yrs |
| Lashonda T. Royster  | 04/23/2003              | 418.00 | Uncollectible-Statute of limitation beyond 10 yrs |
| Anthony C. Sanders   | 04/10/2003              | 150.00 | Uncollectible-Statute of limitation beyond 10 yrs |
| Leopoldo Sandoval    | 04/13/2003              | 401.00 | Uncollectible-Statute of limitation beyond 10 yrs |
| Henry C. Schumann    | 04/25/2003              | 150.00 | Uncollectible-Statute of limitation beyond 10 yrs |
| Penny J. Simmons     | 04/10/2003              | 150.00 | Uncollectible-Statute of limitation beyond 10 yrs |
| William K. Tillotson | 04/24/2003              | 384.00 | Uncollectible-Statute of limitation beyond 10 yrs |
| Brenda L. Watson     | 04/01/2003 & 04/20/2003 | 788.00 | Uncollectible-Statute of limitation beyond 10 yrs |
| Kelvin S. Wiggins    | 04/04/2003              | 384.00 | Uncollectible-Statute of limitation beyond 10 yrs |
| David A. Wilkerson   | 04/07/2003              | 418.00 | Uncollectible-Statute of limitation beyond 10 yrs |
| Mary R. Williams     | 04/08/2003              | 69.83  | Uncollectible-Statute of limitation beyond 10 yrs |

TOTAL                    \$ 16,348.12

# Monthly Performance Status Report

(Due on 15<sup>th</sup> of each month)

Grantee Name: Vance Grant Number: 09-C-2077 Month: May Year: 2013

Community Revitalization (Julia Ave)

| <u>Activity</u>             | <u>Performance Schedule (On/Off)</u> | <u>Current Performance Status (If Off Schedule)</u> | <u>Remedy to get back on Schedule (If Off Schedule)</u> |
|-----------------------------|--------------------------------------|---|---|
| Street Improvements         | On                                   |   |   |
| Flood/Drainage Improvements | On                                   |   |   |
| Public Sewer Improvements   | On                                   |   |   |
| Public Water Improvements   | On                                   |   |   |
| Clearance Activities        | On                                   |   |   |
| Rehabilitation              | On                                   |   |   |
| Planning                    | On                                   |   |   |
| Administration              | On                                   |   |   |
|                             |                                      |   |   |

Prepared By: \_\_\_\_\_

Title: \_\_\_\_\_

Approved and Emailed By: \_\_\_\_\_

Title: \_\_\_\_\_ (City/County Manager or Clerk)

Board or Council Update: \_\_\_\_\_

Date: \_\_\_\_\_

**Performance Schedule**  
(Based on *Performance Based Contract*)  
On/Off Schedule

- ❖ *On* Performance Schedule: Stop and submit report, no current performance status or remedy to get back on schedule is required
- ❖ *Off* Performance Schedule: Provide current performance status and remedy to get back on schedule and submit report

# Monthly Performance Status Report

(Due on 15<sup>th</sup> of each month)

Grantee Name: Vance Grant Number: 10-C-2131 Month: May Year: 2013

Scattered Site Project

| <u>Activity</u>      | <u>Performance Schedule (On/Off)</u> | <u>Current Performance Status (If Off Schedule)</u> | <u>Remedy to get back on Schedule (If Off Schedule)</u> |
|----------------------|--------------------------------------|---|---|
| Rehabilitation       | On                                   |   |   |
| Planning             | On                                   |   |   |
| Rehabilitation       | On                                   |   |   |
| Clearance            | On                                   |   |   |
| Reconstruction       | On                                   |   |   |
| Temporary Relocation | On                                   |   |   |
|                      |                                      |   |   |
|                      |                                      |   |   |
|                      |                                      |   |   |
|                      |                                      |   |   |
|                      |                                      |   |   |
|                      |                                      |   |   |

Prepared By: \_\_\_\_\_

Title: \_\_\_\_\_

Approved and Emailed By: \_\_\_\_\_

Title: \_\_\_\_\_ (City/County Manager or Clerk)

Board or Council Update:

Date: \_\_\_\_\_

**Performance Schedule**  
(Based on *Performance Based Contract*)  
On/Off Schedule

- ❖ *On* Performance Schedule: Stop and submit report, no current performance status or remedy to get back on schedule is required
- ❖ *Off* Performance Schedule: Provide current performance status and remedy to get back on schedule and submit report

**GRANVILLE-VANCE DISTRICT HEALTH DEPARTMENT  
VANCE COUNTY HEALTH DEPARTMENT REPORT**

| <b>PROGRAM</b>  | <b>APRIL 1-30, 2013</b> |
|---|-------------------------|
| <b>PRENATAL SERVICES (OB)</b>   | <b>186</b>              |
| ❖ Pregnancy Care Management (OBCM)  | 84                      |
| ❖ Postpartum Home Visits  | 15                      |
| ❖ Clinical Services   | 84                      |
| ❖ Prenatal classes  | 3                       |
| <b>CHILD HEALTH</b>   | <b>145</b>              |
| ❖ Child Coordination for Children (CC4C)  | 93                      |
| ❖ Newborn Home Visits   | 15                      |
| ❖ Clinical Services   | 31                      |
| ❖ Dental Varnishing   | 6                       |
| <b>FAMILY PLANNING</b>  | <b>99</b>               |
| ❖ Clinical Services   | 76                      |
| ❖ Pregnancy Tests   | 21                      |
| ❖ Family Planning Classes   | 1                       |
| <b>HIV TESTS</b>  | <b>57</b>               |
| <b>STD TESTS</b>  | <b>43</b>               |
| <b>TB TESTING</b>   | <b>30</b>               |
| ❖ PPD   | 0                       |
| ❖ PPD Reading   | 17                      |
| ❖ TB Cases  | 12                      |
| ❖ TB Contacts tested  | 1                       |
| <b>IMMUNIZATIONS</b>  | <b>131</b>              |
| ❖ Universal   | 130                     |
| ❖ Flu   | 1                       |
| <b>LABORATORY TESTS</b>   | <b>631</b>              |
| ❖ In-house  | 388                     |
| ❖ Reference Laboratories  | 243                     |
| <b>ANIMAL BITES/POSSIBLE RABIES EXPOSURE</b>  | <b>1</b>                |
| <b>REPORTABLE DISEASE/INVESTIGATION &amp; SURVEILLANCE</b>  | <b>61</b>               |
| <b>VITAL RECORDS</b>  | <b>103</b>              |
| ❖ Births  | 59                      |
| ❖ Deaths  | 44                      |
| ❖ Fetal Deaths  | 0                       |
| <b>MISCELLANEOUS GENERAL SERVICES</b><br>(Allergy shots, B12 Injections, Blood Pressure checks, etc.) | <b>15</b>               |
| <b>HOME HEALTH AGENCY</b>   | <b>653</b>              |
| ❖ Physical Therapy  | 116                     |
| ❖ Occupational Therapy  | 33                      |
| ❖ Speech Therapy  | 3                       |
| ❖ Skilled Nursing   | 359                     |
| ❖ Med Social Worker   | 6                       |
| ❖ Aide/Home Health  | 86                      |
| <b>HEALTH EDUCATION AND PROMOTION</b>   | <b>6</b>                |
| ❖ Meetings, Community Collaboration   | 4                       |
| ❖ Presentations/Health Fairs  | 2                       |
| ❖ Workshops/Trainings/Girls on the Run Program  | 0                       |
| <b>SUPPLEMENTAL NUTRITION PROGRAM FOR WOMEN, INFANTS AND CHILDREN (WIC)</b>                           | <b>1,514</b>            |

*Viccie Boyd 5/28/13  
Lisa M. Hanson 5/28/13*

| 2013  | April            | CAT |
|---|------------------|-----|
| 04091020249<br>PAPA JOHN'S PIZZA<br>1526 Dabney Drive<br>PJNC<br>431-1999           | 4-1-13 A<br>98   | 2   |
| 04091010338<br>SUBWAY<br>1520-E Dabney Drive<br>430-1590                            | 4-1-13 A<br>99.5 | 2   |
| 04091010344<br>THE OLDE FARM HOUSE<br>RESTAURANT<br>12809 HWY 39 N<br>919-693-0033  | 4-1-13 A<br>95.5 | 4   |
| 04091010319<br>HAMPTON INN OF HENDERSON<br>385 Ruin Creek Road<br>492-3007          | 4-2-13 A<br>98.5 | 2   |
| 04091010242<br>McDONALD'S<br>1421 E Andrews Ave<br>189 Andrea Endrusick<br>436-0295 | 4-3-13 A<br>99   | 2   |
| 04091010268<br>AMBASSADORES INN & SUITE<br>Carnelius<br>197 Parham Road<br>492-1126 | 4-3-13 H         | 4   |
| 04091010362<br>Boondocks<br>197 Parham Road<br>919-537-8230                         | 4-4-13 T         | 4   |
| 04091010355<br>TAQUERIA DONA MINA<br>2684 Raleigh Road<br>252-425-4005              | 4-4-13 A<br>96.5 | 4   |
| 04091010185<br>ARBY'S<br>403 Raleigh Road<br>188 RTM<br>430-1064                    | 4-4-13 A<br>98.5 | 2   |

LMAH

| 2013  | April             | CAT |
|---|-------------------|-----|
| 04091010915<br>BOJANGLES<br>1425 East Andrews Ave<br>438-7529                                   | 4-5-13 A<br>99.5  | 3   |
| 4091020250<br>LITTLE CAESARS<br>208 Dabney Drive<br>436-0025                                    | 4-8-13 A<br>98    | 2   |
| 04091010165<br>BURGER KING<br>1817 N Garnett Street<br>201 Carolina Quality Inc<br>431-0596     | 4-9-13 A<br>96.5  | 2   |
| 04091160001<br>GREENE-BULLOCK ASST DI<br>County Home Road<br>492-0001                           | 4-9-13 A<br>95    | 2   |
| 04091016112<br>ON THE MARK<br>585 Bearpond Road<br>492-7755                                     | 4-9-13 A<br>97    | 2   |
| 04091010214<br>GILLBURG BEST BET<br>4765 HWY 39 S<br>239 Bowers & Burrows<br>433-8875           | 4-9-13 A<br>95    | 2   |
| 04091160004<br>SENIOR CITIZENS DIET<br>2275 Ruin Creek Road<br>305 Herman Davis<br>492-0066     | 4-10-13 A<br>96   | 2   |
| 04091010360<br>SANDRA'S SNACK BAR<br>917 Poplar Creek Rd.<br>738-3230                           | 4-10-13 A<br>97.5 | 2   |
| 04091160002<br>ADDICTION RECOVERY DI<br>1020 County Home Road<br>099 Leonard Watson<br>492-5746 | 4-11-13 A<br>97.5 | 2   |

*LMAH*



| 2013  | April             | CAT |
|---|-------------------|-----|
| 04091010274<br>HENDERSON PIT STOP<br>1205 W Andrews Ave<br>252-226-6475                         | 4-11-13 A<br>95.5 | 3   |
| 04091160005<br>KINDRED NURSING & REHAB<br>280 S Beckford Drive<br>303 Lynn Bullock<br>438-6141  | 4-12-13 A<br>99.5 | 2   |
| 04091010473<br>SUBWAY<br>1413 N Garnett Street<br>208 Maghadass Inc<br>430-1500                 | 4-12-13 A<br>97.5 | 2   |
| 04091010317<br>McDONALD'S<br>200 N Cooper Drive<br>433-8422                                     | 4-15-13 A<br>99.5 | 2   |
| KERR LAKE NURSING &<br>REHABILITATION CENTER<br>1245 Park Ave<br>304 Britthaven Inc<br>492-7021 | 4-15-13 A<br>99.5 | 2   |
| 04091010012<br>CAROLINA LANES<br>US 158 By-Pass<br>112 Benton Height<br>492-1112                | 4-16-13 A<br>97.5 | 2   |
| 04091010160<br>BURGER KING<br>567 Ruin Creek Road<br>197 Combo Foods Inc<br>492-5855            | 4-16-13 A<br>97   | 2   |
| 04091020064<br>CRUIZER'S #240<br>800 Dabney Drive<br>014 Holmes Oil Company<br>438-2433         | 4-17-13 A<br>98   | 2   |
| 04091010181<br>BEST BET<br>615 Raleigh Road<br>215 Abdo Saleh<br>492-1165                       | 4-17-13 A<br>90.5 | 2   |

YnH

| 2013  | April                          | CAT |
|---|--------------------------------|-----|
| 04091110012<br>EO YOUNG ELEMENTARY<br>6655 Broad Street<br>6 Esther Alston<br>492-0996    | 4-17-13 A<br>98.5              | 4   |
| 04091110009<br>EM ROLLINS ELEMENTARY<br>1600 S Garnett Street<br>5 Faye Adcox<br>438-2189 | 4-18-13 A<br>98.5              | 4   |
| 04091010037<br>KFC<br>130 Raleigh Road<br>136 Mike Luihn<br>492-2342                      | 4-19-13 A<br>98                | 3   |
| 04091010330<br>UNCLE BUNKIE'S<br>2726 Raleigh Road<br>693-2745                            | 4-22-13 H                      | 2   |
| 04091010251<br>BIG CHEESE PIZZA<br>901-0 Beckford Drive<br>107 Scott Capman<br>492-4500   | 4-18-13 A<br>96.5              | 2   |
| 04091010318<br>WAFFLE HOUSE # 1876<br>942 W Andrews Ave<br>430-0218                       | 4-22-13 A<br>94.5              | 3   |
| 04091110011<br>LB YANCEY ELEMENTARY<br>311 Hawkins Drive<br>9 Patricia Finch<br>438-6923  | 4-23-13 A<br>99                | 4   |
| 04091026907<br>BOBBITT GROCERY<br>3332 Bobbitt Road W<br>492-6983                         | 4-29-13 A<br>95                | 2   |
| 04091010349<br>KIGER'S GROCERY<br>4742 Raleigh Road<br>492-8600                           | 11-5-12 V<br>4-29-13 A<br>96.5 | 2   |

*JNH*

| 2013   | April             | CAT |
|--|-------------------|-----|
| 04091110006<br>NEW HOPE ELEMENTARY<br>10199 NC HWY 39 N<br>10 Clarice Mosley<br>492-2483 | 4-29-13 A<br>98.5 | 4   |
|  |                   |     |
|  |                   |     |
| *<br><br>I= New Business<br>C= Closed<br>H= Out of Business<br>B= Seasonal               |                   |     |

*Nancy Brewer 5-8-2013*

*Lisa M. Harrison 5-28-13*

**WELL APPLICATION LOG**

| Name  | W1<br>Evaluated | W2<br>Grouting | W4<br>Head<br>Inspected | W6<br>Permit<br>Issued<br>New | W8<br>Permit Issued<br>Abandonment | W10<br>Completion<br>Issued New | W13<br>Bacteriological | W14<br>Other<br>Sample | W15<br>Complaint<br>Investigation | Permit # | Address                   | Septic<br>Permit # | Date of<br>Request |
|---|-----------------|----------------|-------------------------|-------------------------------|------------------------------------|---------------------------------|------------------------|------------------------|-----------------------------------|----------|---------------------------|--------------------|--------------------|
| Morgan, JB                                  | 4/3/2013        | 4/30/2013      |                         | 4/3/2013                      |                                    |                                 |                        |                        |                                   | 835      | 260 Water's Edge Loop     | Dry                | 4/2/2013           |
| Myers, Donald                               | 4/4/2013        |                |                         | 4/4/2013                      |                                    |                                 |                        |                        |                                   | 836      | 404 Ross Ave              | Dry                | 4/4/2013           |
| Cloninger, Randall                          | 4/5/2013        |                |                         | 4/5/2013                      |                                    |                                 |                        |                        |                                   | 837      | Pool Rock Shores          | 7419               | 4/5/2013           |
| Fowler, Geogage S                           | 4/15/2013       |                |                         | 4/15/2013                     |                                    |                                 |                        |                        |                                   | 838      | 86 Gwynn Pond Lane        | Dry                | 4/15/2013          |
| Long, Bernice                               | 4/17/2013       | 4/26/2012      |                         | 4/17/2013                     |                                    |                                 |                        |                        |                                   | 839      | 2600 Community House Road | Dry                | 4/16/2013          |
| Maldonado, Kelly                            | 4/23/2013       | 4/26/2013      |                         | 4/23/2013                     |                                    |                                 |                        |                        |                                   | 841      | 4136 Charlie Grissom Road | Dry                | 4/23/2013          |
| * PO=pending owner: more information needed |                 |                |                         |                               |                                    |                                 |                        |                        |                                   |          |                           |                    |                    |
| * PHD=pending H.D.: in process              |                 |                |                         |                               |                                    |                                 |                        |                        |                                   |          |                           |                    |                    |

*Nancy Brewer 5-8-2013  
 Joan M. DeLuca 5-28-13*

### SEPTIC APPLICATION

| DATE<br>RECVD | SITE<br>READY | PARCEL NO<br>SUBDIVISION | LOT<br># | APPLICANT                                   | OWNER | EHS | PERMIT<br>ISSUED | PERMIT # | ADDRESS                   |
|---------------|---------------|--------------------------|----------|---|-------|-----|------------------|----------|---------------------------|
| 4/4/2013      | 4/4/2013      |                          |          | James Vaughan                               | Same  | WV  | 4/9/2013         | 7420     | Roberson Hollow<br>Lane   |
| 4/10/2013     | 4/30/2013     |                          | 2        | Wayland Beddingfield                        | Same  | WV  | 5/3/2013         | 7431     | Morgan Road               |
| 4/11/2013     | 4/11/2013     |                          |          | Kenneth Dickerson                           | Same  | WV  | 4/11/2013        | 7423     | 1517 Stewart Farm<br>Road |
| 4/22/2013     | 4/22/2013     |                          |          | Dwayne Ayscue                               | Same  |     |                  | PO       | 1546 White Farm<br>Lane   |
| 4/26/2013     | 5/2/2013      |                          |          | Thomas Grastu                               | Same  |     |                  | PO       | Shepards Way Lane         |
|               |               |                          |          | * PO=pending owner: more information needed |       |     |                  |          |                           |
|               |               |                          |          | * PHD=pending H.D.: in process              |       |     |                  |          |                           |

*Nancy Brewer 5 8 2013*  
*Lisa M. Harmon 5-28-13*

(a) A local health department shall provide food, lodging, and institutional sanitation and public swimming pools and spas services within the jurisdiction of the local health department. A local health department shall establish, implement, and maintain written policies which shall include:

- (1) The frequency of inspections of food, lodging, and institutional facilities and public swimming pools and spas with the following being the minimum:

| Type of Establishment   | Frequency Per Fiscal Year (July 1 – June 30) |
|---|--|
| Adult Day Service Facilities  | 1/year                                       |
| Bed and breakfast homes   | 1/year                                       |
| Bed and breakfast inns  | 1/6 months                                   |
| Child day-care facilities   | 1/6 months                                   |
| Food Service Establishments   |  |
| Risk Category I   | 1/year                                       |
| Risk Category II  | 1/6 months                                   |
| Risk Category III   | 1/4 months                                   |
| Risk Category IV  | 1/3 months                                   |
| Institutions  | 1/6 months                                   |
| Local confinement facilities  | 1/year                                       |
| Lodging   | 1/year                                       |
| Migrant housing water and sewage evaluation   | 1/year                                       |
| Primitive Experience Camps  |  |
| Operating 6 months or less per year   | 1/year                                       |
| Operating more than 6 months per year   | 1/6 months                                   |
| Private boarding schools and colleges   | 1/year                                       |
| Public swimming pools and spas which operate only between April 1 and October 31 each year                | 1/operational season                         |
| Public swimming pools and spas which operate at times other than between April 1 and October 31 each year | 2/year                                       |
| Residential care facilities   | 1/year                                       |
| Schools   | 1/year                                       |
| Summer camps  | 1/year                                       |
| Tattoo Artists  | 1/year                                       |

Risk Category I applies to food service establishments that prepare only non-potentially hazardous foods.

Risk Category II applies to food service establishments that cook and cool no more than two potentially hazardous foods. Potentially hazardous raw ingredients shall be received in a ready-to-cook form.

Risk Category III applies to food service establishments that cook and cool no more than three potentially hazardous foods.

Risk Category IV applies to food service establishments that cook and cool an unlimited number of potentially hazardous foods. This category also includes those facilities using specialized processes or serving a highly susceptible population.

- (2) Provisions for investigating complaints and suspected outbreaks of illness associated with food, lodging, and institutional facilities, and public swimming pools. Corrective actions shall be taken in cases of valid complaints and confirmed outbreaks of illness.
- (3) Provisions for keeping records of activities described in Subparagraphs (1) and (2) of this Paragraph.

(b) A local health department shall establish, implement, and maintain written policies for the provision of sanitation education for food service personnel and orientation and in-service training for Environmental Health Specialists. The policies shall include the following requirements for Environmental Health Specialists providing food, lodging, and institutional sanitation services:

- (1) Completion of the centralized training course provided by the Division for newly employed Environmental Health Specialists;
- (2) Compliance with Delegation of Authority as stated in 15A NCAC 010 .0100; and

(3) Compliance with the Board of Sanitarian Examiners' requirements.

*History Note: Authority G.S. 130A-4(b); 130A-9;  
Eff. October 1, 1984;  
Amended Eff. March 1, 1988; December 1, 1987; October 1, 1986;  
Transferred and Recodified from 10 NCAC 12 .0239 Eff. April 4, 1990;  
Amended Eff. August 1, 2007; May 1, 1996; July 1, 1993; October 1, 1992; December 1, 1991.*



## Monthly Activities Report for the Information Technology Department

May 2013

Kevin M. Brown, IT Director.

1. Worked with ATCOM to continue to change/add/remove as needed to the phone system.
2. Planned and scheduled the installation of a new paging system at DSS to be installed by ATCOM and to work with the new phone system.
3. Monitored Jail Control Room computers for consistent and continuous operation. Made changes as needed.
4. Worked with executive assistant (Kelly Grissom) to create and upload documents as part of training on Adobe Acrobat.
5. Installed new AV application on several county workstations.
6. Installed new computers for Tax Director and Medical Billing.
7. Repaired issues with IBM/AS400 and Windows compatibility in the Tax Office.
8. Setup new laptop for the Finance Director.
9. Continued to improve bandwidth management in an attempt to resolve NC Fast performance issues. NC Fast performance is predominantly a state issue as indicated by their weekly statistical performance updates. Will continue to monitor and make changes as needed.
10. Monitored and helped to resolve several virus issues with LSI software vendor and Deeds office.
11. Configured new tablet for executive assistant (Kelley Grissom).
12. Configured new workstations for e911.
13. Worked with NCOL to resolve issues with the email server.
14. Worked with Senior Center to get new wiring installed and to set up a new computer for an electronic events calendar.

15. Continue to move user files from old server to new Storage servers.
16. Continue working with Southern Software to fix issues related to the migration of Sheriff/Jail data and to plan for application updates over the summer months.
17. Continue to review phone usage and billing information to find unused or canceled circuits throughout the county. Will meet with consultant (Ike Bunn) to review usage during the end of May.
18. Worked on 2013-2014 budgets and advised several departments regarding their budgets.
19. Continue to review Internet usage to identify possible bandwidth and security issues. Reconfigured the firewall for prioritization of traffic in favor of state servers used by DSS.
20. Regular monitoring of the main firewall that includes content filtering, intrusion prevention, application control and gateway AV and malware protection.
21. Monitor the anti-virus servers for possible virus problems.
22. Continue to assist employees in the use of the content management system.
23. Continued to perform internal and external network security vulnerability checks.
24. Continued daily monitoring of server and firewall logs and backup jobs.
25. Continued ongoing research into regulatory and legal concerns regarding data security for government entities.
26. Helped users upload documents to the CMS and make those documents available to the public.
27. Performed additional day to day troubleshooting and repairs on various issues as required and continue to repair lingering issues from pre-existing problems.

**VANCE COUNTY PLANNING & DEVELOPMENT  
ACTIVITY SUMMARY REPORT  
April 26, 2012 - May 25, 2013**

**GENERAL ACTIVITY**

| Type of Activity          | Total Records | Fees            | Job Cost           |
|---------------------------|---------------|-----------------|--------------------|
| Violations                | 4             | \$0             | \$0                |
| Complaints                | 3             | \$0             | \$0                |
| Projects                  | 6             | N/A             | N/A                |
| Miscellaneous Fees        | 10            | \$238           | \$0                |
| Planning Fees             | 5             | \$150           | \$0                |
| *Zoning Permits*          | 27            | \$1,290         | \$0                |
| Board of Adjustment       | 1             | \$250           | \$0                |
| Planning Board / Rezoning | 1             | \$250           | \$0                |
| Mechanical                | 8             | \$860           | \$30,833           |
| Electrical                | 26            | \$1,145         | \$35,320           |
| Plumbing                  | 6             | \$330           | \$9,852            |
| Water Taps                | 4             | \$500           | N/A                |
| ** Building **            | 67            | \$14,505        | \$2,919,825        |
| <b>TOTAL ALL ACTIVITY</b> | <b>168</b>    | <b>\$19,518</b> | <b>\$2,995,830</b> |


**\* ZONING PERMITS BREAKDOWN \***

| Residential Zoning Permits  | Total     | Fees           |
|-----------------------------|-----------|----------------|
| Single Family Dwellings     | 7         | \$420          |
| Multi-Family Dwellings      | 0         | \$0            |
| Residential Additions       | 7         | \$420          |
| Commercial                  | 2         | \$140          |
| Miscellaneous               | 1         | \$60           |
| Sign                        | 0         | \$0            |
| Cell Tower                  | 0         | \$0            |
| Perk Test Authorizations    | 10        | \$250          |
| Dev Permit (Kittrell)       | 0         | \$0            |
| <b>TOTAL ZONING PERMITS</b> | <b>27</b> | <b>\$1,290</b> |

**\*\* BUILDING PERMITS BREAKDOWN \*\***

| Residential Building Permits       | Total     | Fees            | Job Cost           |
|------------------------------------|-----------|-----------------|--------------------|
| (SFR) Single Family Residential    | 2         | \$1,388         | \$259,260          |
| (MOD) Modular                      | 0         | \$0             | \$0                |
| (SWMH) Single Wide Mobile Home     | 3         | \$465           | \$5,550            |
| (DWMH) Double Wide Mobile Home     | 2         | \$565           | \$64,000           |
| (TWMH) Triple Wide Mobile Home     | 0         | \$0             | \$0                |
| (ADD) Addition                     | 14        | \$2,069         | \$178,145          |
| Remodel                            | 6         | \$2,363         | \$215,850          |
| Shingles                           | 9         | \$595           | \$28,400           |
| (Demo) Demolition                  | 3         | \$230           | \$72,255           |
| <b>Total Residential</b>           | <b>39</b> | <b>\$7,675</b>  | <b>\$823,460</b>   |
| <b>Commercial Building Permits</b> |           |                 |                    |
| (CN) Commercial - New              | 2         | \$2,415         | \$1,850,000        |
| (CA) Commercial - Addition         | 2         | \$165           | \$3,250            |
| (CU) Commercial - Upfit            | 4         | \$2,350         | \$195,100          |
| (OC) Occupancy Change              | 3         | \$830           | \$45,000           |
| (FS) Fire/Safety                   | 10        | \$630           | \$630              |
| <b>Total Commercial</b>            | <b>21</b> | <b>\$6,390</b>  | <b>\$2,093,980</b> |
| Misc (Residential & Commercial)    | 7         | \$440           | \$2,385            |
| <b>TOTAL BUILDING PERMITS</b>      | <b>67</b> | <b>\$14,505</b> | <b>\$2,919,825</b> |

Prepared by:  
5/28/2013



Approved by:  
5/28/2013



# Zoning Permits Subtotal Report

## Sorted by Permit Type

Report for 04/26/2013 to 05/25/2013

| Date                            | Permit Type  | Site Address          | Issued to                  | Project Scope                   | Fee              |
|---------------------------------|--------------|-----------------------|----------------------------|---------------------------------|------------------|
| 05/14/2013                      | ZCOMMERCIAL  | 845 COMMERCE DR       | VANCE CONSTRUCTION: B      | VEHICLE & RAIL CAR SAMPLING     | 140.00           |
| 05/14/2013                      | ZCOMMERCIAL  | 5859 NC 39 HWY SOUTH  | STRATA LAND HOLDINGS, LLC  | 5MW AC SOLAR FARM               |                  |
| <b>Permit Type ZCOMMERCIAL</b>  |              | <b>Total Permits</b>  | <b>2</b>                   | <b>Fees Total</b>               | <b>\$ 140.00</b> |
| 05/23/2013                      | ZMISC        | 693 WALTER BOWEN RD   | MARY WHITE                 | IN HOME CHILD CARE              | 60.00            |
| <b>Permit Type ZMISC</b>        |              | <b>Total Permits</b>  | <b>1</b>                   | <b>Fees Total</b>               | <b>\$ 60.00</b>  |
| 04/26/2013                      | ZPERKTEST    | 298 BILL BRAGG MORTON | SALLY CRUTE                | RECERT EXIST SEPTIC 2 BRMS      | 25.00            |
| 04/26/2013                      | ZPERKTEST    | SHEPARDS WAY LN       | GRASTY, THOMAS W. &        | PERK TEST 4 BRMS                | 25.00            |
| 04/26/2013                      | ZPERKTEST    | 8430 US 1-158 HWY     | KNIGHT, JAMES T            | RECERT EXIST SEPTIC 3 BRMS      | 25.00            |
| 04/29/2013                      | ZPERKTEST    | 77 CLARK LN           | CLOPTON, MICHAEL           | RECERTIFY EXIST SEPTIC 2 BRMS   | 25.00            |
| 05/08/2013                      | ZPERKTEST    | 135 BEVERLY LN WEST   | FAULKNER, M. EDNA          | PERK TEST 3 BRMS                | 25.00            |
| 05/09/2013                      | ZPERKTEST    | 220 SATTERWHITE POINT | ED REEVES                  | PERK TEST 3 BRMS                | 25.00            |
| 05/09/2013                      | ZPERKTEST    | 344 KITTRELL RD       | BUILDER-TONY HIRST: B TONY | PERK TEST 4 BEDROOMS            | 25.00            |
| 05/13/2013                      | ZPERKTEST    | 1520 WHITE FARM LN    | BALTIMORE, LISA A          | RECERT EXIST SEPTIC 3 BRMS      | 25.00            |
| 05/15/2013                      | ZPERKTEST    | BUCHANAN RD           | FRANCINE BURWELL           | PERK TEST 3 BRMS 2 BATH         | 25.00            |
| 05/15/2013                      | ZPERKTEST    | SHEPARDS WAY LN       | BRIAN ADNER                | PERK TEST 4 BRMS                | 25.00            |
| <b>Permit Type ZPERKTEST</b>    |              | <b>Total Permits</b>  | <b>10</b>                  | <b>Fees Total</b>               | <b>\$ 250.00</b> |
| 05/03/2013                      | ZRESADDITION | 459 POLLYANNA RD      | TARHEEL WOODCRAFTERS: B    | REMODEL & ADD DECK              | 60.00            |
| 05/06/2013                      | ZRESADDITION | 1520 WHITE FARM LN    | BALTIMORE, LISA A          | 16 X 24 STORAGE BUILDING        | 60.00            |
| 05/15/2013                      | ZRESADDITION | 950 COOPERS GROVE RD  | BARNETTE CONSTRUCTION:     | 20 X 24 CARPORT, 8 X 20 PORCH   | 60.00            |
| 05/16/2013                      | ZRESADDITION | 148 BAPTIST CHURCH RD | JAMES DAVIS                | 20 X 21 METAL CARPORT           | 60.00            |
| 05/17/2013                      | ZRESADDITION | 151 FRANKLIN LN       | WORTH TAYLOR               | RMV & RPL 16 X 24 DECK          | 60.00            |
| 05/21/2013                      | ZRESADDITION | 1485 WILSON BROTHERS  | BURTON, JOAN W & WALTER    | 6'X16' ROOM ADDITION            | 60.00            |
| 05/23/2013                      | ZRESADDITION | 46 DABNEY WOODS LN    | CONLY LANCE STRICKLAND:    | 10 X 22 SCREENED PORCH          | 60.00            |
| <b>Permit Type ZRESADDITION</b> |              | <b>Total Permits</b>  | <b>7</b>                   | <b>Fees Total</b>               | <b>\$ 420.00</b> |
| 05/02/2013                      | ZSFR         | 112 PERRYWOOD LN      | AMERICA'S HOME PLACE       | 1 STORY SFR GARAGE              | 60.00            |
| 04/26/2013                      | ZSFR         | 3674 HICKSBORO RD     | PENDERGRASS, JAMES         | 1999 14 X 76 SWMH 3 BRMS        | 60.00            |
| 04/29/2013                      | ZSFR         | 606 FOSTER RD EXT     | GARRETT, ANDREW K          | 2013 24 X 48 DWMH & 8 X 12 DECK | 60.00            |
| 05/02/2013                      | ZSFR         | 298 BILL BRAGG MORTON | SALLY CRUTE                | 1985 14 X 52 SWMH 2             | 60.00            |
| 05/03/2013                      | ZSFR         | 8430 US 1-158 HWY     | ORYLYN MOLOCK              | 2002 14 X 80 SWMH               | 60.00            |
| 05/09/2013                      | ZSFR         | 160 HUNTER RD         | AGUILAR,JUAN CARLOS & LUZ  | 1993 27 X 52 DWMH 3 BRMS        | 60.00            |
| 05/20/2013                      | ZSFR         | 27 STONEWOOD LOOP LN  | SCHUMACHER HOMES OF NC,    | 1 STORY SFR, ATT GARAGE, PORCH  | 60.00            |

# Zoning Permits Subtotal Report

## Sorted by Permit Type

Report for 04/26/2013 to 05/25/2013

| Date  | Permit Type      | Site Address  | Issued to | Project Scope | Fee                    |
|-------|------------------|---------------|-----------|---------------|------------------------|
|       | Permit Type ZSFR | Total Permits | 7         |               | Fees Total \$ 420.00   |
| <hr/> |                  |               |           |               |                        |
|       |                  | Total Permits | 27        |               | Fees Total \$ 1,290.00 |

# Board of Adjustment

## (Conditional Use Permits, Variances and Appeals Report)

Applicants for 04/26/2013 to 05/25/2013

Report Date 05/28/2013

App #: L2011-0013 Entered: 05/08/2013 Type: VARIANCE

Decision:

Decision Date: / /

Applicant: ANTHONY D. PEACE

Address: 23 FRANK BULLOCK ROAD MANSON, NC 27553

Description: Request for setback variance from 30ft. front setback to 15 ft. Existing home is nonconforming (currently within setback);  
Renovation will expand 2 additional feet into the setback area.

---

# Building Permits Subtotal Report

## Sorted by PERMIT TYPE CODE

Report for 04/26/2013 to 05/25/2013

Report Date 05/28/2013

| Permit Type Code             | Permit Date | Site Address            | General Contractor               | Owner Name                    | Project Scope        | Permit Fee                                  | Estimated Cost |
|------------------------------|-------------|-------------------------|----------------------------------|-------------------------------|----------------------|---|----------------|
| ADD                          | 05/01/2013  | 546 SAGEFIELD DR        | REBUILDING HOPE, INC.:           | MURPHY, EUGENE T & SUSIE      | 4X16 RAMP            | \$55.00                                     | \$300.00       |
| ADD                          | 05/01/2013  | 1421 ROSS MILL RD       | CLAUDE PERRY                     | LEWIS, MAGGIE                 | 4X26 RAMP            | \$55.00                                     | \$1,400.00     |
| ADD                          | 05/24/2013  | 114 DORSEY PL           | OWNER AS CONTRACTOR:             | CRONINGER, WILLIAM & ELLEN    | ADDING A 15X20 DECK  | \$55.00                                     | \$1,000.00     |
| ADD                          | 05/16/2013  | 621 MARSHALL ST         | REBUILDING HOPE, INC.:           | MAJESTIC OAKS PROPERTIES LLC  | 4X26 HANDICAP RAMP   | \$55.00                                     | \$300.00       |
| ADD                          | 05/13/2013  | 133 ANDREWS AVE WEST    | OWNER AS CONTRACTOR:             | FOGG, JOHN EARL               | 15 X 20 CARPORT      | \$55.00                                     | \$200.00       |
| ADD                          | 05/21/2013  | 191 WEYBOSSETT RD       | TJ CONSTRUCTION OF HNSN, LLC:    | TAYLOR, ALBERT L,JR& SHIRLEY  | SCREEN PORCH         | \$120.00                                    | \$11,964.00    |
| ADD                          | 05/01/2013  | 7720 HICKSBORO RD       | TARHEEL WOODCRAFTERS:            | EDWARDS, JOHN DENNIS & LISA H | 16 X 16 KITCHEN ADD  | \$729.00                                    | \$60,000.00    |
| ADD                          | 05/21/2013  | 1485 WILSON BROTHERS RD | OWNER AS CONTRACTOR:             | BURTON, JOAN W & WALTER       | ADDING 6X16 ROOM     | \$210.00                                    | \$2,581.00     |
| ADD                          | 05/06/2013  | 1520 WHITE FARM LN      | OWNER AS CONTRACTOR:             | BALTIMORE, LISA A             | 16 X 24 STORAGE BLDG | \$165.00                                    | \$8,000.00     |
| ADD                          | 05/15/2013  | 950 COOPERS GROVE RD    | BARNETTE CONSTRUCTION:           | POWELL, CAROLYN J             | 20 X 24 CARPORT      | \$120.00                                    | \$60,000.00    |
| ADD                          | 05/16/2013  | 148 BAPTIST CHURCH RD   | JAMES DAVIS                      | COLONIAL RENTALS, LLC         | 20 X 21 METAL CARPOR | \$55.00                                     | \$1,400.00     |
| ADD                          | 05/14/2013  | 222 BELLWOOD DR         | HUMPHRIES CONSTRUCTION CO, INC:  | CLAYTON, DONNA A              | 3 X 12 ADD TO GARAGE | \$65.00                                     | \$5,200.00     |
| ADD                          | 05/07/2013  | 818 CARDINAL DR         | OWNER AS CONTRACTOR:             | HARRIS LUCY MAE               | ADDING DECK& CARPOR  | \$220.00                                    | \$24,600.00    |
| ADD                          | 05/14/2013  | 34 GUPTON LN            | OWNER AS CONTRACTOR:             | SALDANA, CARLOS & HERNANDEZ,J | 36X8 DECK            | \$110.00                                    | \$1,200.00     |
| <b>Permit Type Code: ADD</b> |             | <b>Total Permits:14</b> |                                  | <b>Fees Total: \$2,069.00</b> |                      | <b>Estimated Cost Total: \$178,145.00</b>   |                |
| CA                           | 05/10/2013  | 420 GARNETT ST NORTH    | TBA:                             | SNEE, MICHAEL J.              | WALL SIGN            | \$55.00                                     | \$750.00       |
| CA                           | 05/22/2013  | 911 GARNETT ST NORTH    | OWNER AS CONTRACTOR:             | ATTA, NADER                   | SIGN                 | \$110.00                                    | \$2,500.00     |
| <b>Permit Type Code: CA</b>  |             | <b>Total Permits:2</b>  |                                  | <b>Fees Total: \$165.00</b>   |                      | <b>Estimated Cost Total: \$3,250.00</b>     |                |
| CN                           | 05/15/2013  | 5859 NC 39 HWY SOUTH    | STRATA SOLAR, LLC:               | STRATA LAND HOLDINGS, LLC     | CLEAR & GRADE        | \$125.00                                    | \$450,000.00   |
| CN                           | 05/23/2013  | 845 COMMERCE DR         | VANCE CONSTRUCTION:              | P & G PET CARE                | TRK & RAIL SHELTER   | \$2,290.00                                  | \$1,400,000.00 |
| <b>Permit Type Code: CN</b>  |             | <b>Total Permits:2</b>  |                                  | <b>Fees Total: \$2,415.00</b> |                      | <b>Estimated Cost Total: \$1,850,000.00</b> |                |
| CU                           | 05/14/2013  | 112 RALEIGH RD          | ZEBRA ENVIR & INDUS SERVICE, INC | JENKINS FAMILY LLC            | RMV UNDERGROUND T    | \$330.00                                    | \$3,000.00     |
| CU                           | 05/20/2013  | 675 KELLY RD            | OWNER AS CONTRACTOR:             | GLOVER, ROBERT C & LINDA      | ADDING 30X16 ROOM    | \$165.00                                    | \$2,500.00     |
| CU                           | 05/24/2013  | 720 SPAIN MIDDLEBURG RD | TBA:                             | ROYSTER, SHIRLEY              | STABILIZE TOWER      | \$305.00                                    | \$73,800.00    |
| CU                           | 05/22/2013  | 115 CHARLES ROLLINS RD  | J L WILLIAMS CONSTRUCTION CO,I:  | MARIA PARHAM HOSPITAL         | INTERIOR ALTERATIONS | \$1,550.00                                  | \$115,800.00   |



# Building Permits Subtotal Report

## Sorted by PERMIT TYPE CODE

Report for 04/26/2013 to 05/25/2013

Report Date 05/28/2013

| Permit Type Code              | Permit Date | Site Address             | General Contractor              | Owner Name                      | Project Scope        | Permit Fee                                | Estimated Cost |
|-------------------------------|-------------|--------------------------|---------------------------------|---------------------------------|----------------------|---|----------------|
| <b>Permit Type Code: CU</b>   |             | <b>Total Permits: 4</b>  |                                 | <b>Fees Total: \$2,350.00</b>   |                      | <b>Estimated Cost Total: \$195,100.00</b> |                |
| DEMO                          | 05/08/2013  | 207 ANDREWS AVE WEST     | OWNER AS CONTRACTOR:            | JONES, SALLIE IDA, HEIRS        | DEMOLISH HOUSE       | \$55.00                                   | \$555.00       |
| DEMO                          | 05/21/2013  | 200 COMMUNITY COLLEGE    | BIRS INC                        | VANCE-GRANVILLE COMMUNITY       | REPLACE ROOF         | \$55.00                                   | \$58,000.00    |
| DEMO                          | 05/17/2013  | 151 FRANKLIN LN          | WORTH TAYLOR CONSTRUCTION CO:   | RIGGAN, JO S                    | REMV & REPLACE DECK  | \$120.00                                  | \$13,700.00    |
| <b>Permit Type Code: DEMO</b> |             | <b>Total Permits: 3</b>  |                                 | <b>Fees Total: \$230.00</b>     |                      | <b>Estimated Cost Total: \$72,255.00</b>  |                |
| DWMH                          | 05/09/2013  | 160 HUNTER RD            | OWNER AS CONTRACTOR:            | AGUILAR, JUAN CARLOS & LUZ MARI | 1993 DWMH            | \$255.00                                  | \$4,000.00     |
| DWMH                          | 04/29/2013  | 606 FOSTER RD EXT        | B & R MOBILE HOME SET-UP, INC.: | GARRETT, ANDREW K               | 2013 24 X 48 DWMH    | \$310.00                                  | \$60,000.00    |
| <b>Permit Type Code: DWMH</b> |             | <b>Total Permits: 2</b>  |                                 | <b>Fees Total: \$565.00</b>     |                      | <b>Estimated Cost Total: \$64,000.00</b>  |                |
| FS                            | 05/23/2013  | 510 DABNEY DR            | OWNER AS CONTRACTOR:            | WATKINS DEV CO & TADYCH, H A    | STATE REQUIED INSPE  | \$55.00                                   | \$55.00        |
| FS                            | 04/26/2013  | 311 HAWKINS DR           | OWNER AS CONTRACTOR:            | VANCE CO BOARD OF EDUCATION     | SPRING ANNUAL F/S    | \$55.00                                   | \$55.00        |
| FS                            | 05/03/2013  | 1146 OLD EPSOM RD        | OWNER AS CONTRACTOR:            | BURRELL, SAMUEL L & GLORIA      | F/S FOSTER HOME      | \$95.00                                   | \$95.00        |
| FS                            | 04/29/2013  | 475 J P TAYLOR RD        | OWNER AS CONTRACTOR:            | VICTORY BAPTIST CHURCH          | F/S ANNUAL INSPECT   | \$55.00                                   | \$55.00        |
| FS                            | 04/26/2013  | 855 ADAMS ST             | OWNER AS CONTRACTOR:            | VANCE CO BOARD OF EDUCATION     | SPRING ANNUAL F/S    | \$55.00                                   | \$55.00        |
| FS                            | 05/22/2013  | 176 EILEEN CT            | OWNER AS CONTRACTOR:            | EDMONDS, ROBERT D, JR           | ANNUAL FOSTER CARE   | \$55.00                                   | \$55.00        |
| FS                            | 05/06/2013  | 180 FRANKLIN LN          | OWNER AS CONTRACTOR:            | FOGLEMEN, FRANK D & DONNA       | F/S ANNUAL DAY CARE  | \$55.00                                   | \$55.00        |
| FS                            | 04/26/2013  | 4800 RALEIGH RD          | OWNER AS CONTRACTOR:            | VANCE CO BOARD OF EDUCATION     | SPRING ANNUAL F/S    | \$55.00                                   | \$55.00        |
| FS                            | 05/23/2013  | 693 WALTER BOWEN RD      | OWNER AS CONTRACTOR:            | TURNER, ROWLAND G, JR           | IN HOME CHILD CARE   | \$95.00                                   | \$95.00        |
| FS                            | 04/30/2013  | 1933 STAGECOACH RD       | OWNER AS CONTRACTOR:            | OXFORD SPORTING GOODS, INC.     | F/S FORSTER HOME     | \$55.00                                   | \$55.00        |
| <b>Permit Type Code: FS</b>   |             | <b>Total Permits: 10</b> |                                 | <b>Fees Total: \$630.00</b>     |                      | <b>Estimated Cost Total: \$630.00</b>     |                |
| MISC                          | 05/15/2013  | 1713 WENDOVER RD         | CORNERSTONE CONSTRUCTION:       | CURRIN, ROBERT G, DR            | PLUMB RE-INSPECTION  | \$55.00                                   | \$55.00        |
| MISC                          | 05/22/2013  | 224 CHARLES ST           | JAMES CHAMPION'S ELECTRIC SERV: | BANK OF AMERICA                 | FIRE ASSESSMENT      | \$55.00                                   | \$55.00        |
| MISC                          | 05/01/2013  | 2060 JULIA AVE           | L ROBERTS HOME REPAIRS & BUILD: | ALLEN, JOHN R                   | REINSPECTION FEE     | \$55.00                                   | \$55.00        |
| MISC                          | 05/07/2013  | 260 WEYBOSSETT RD        | FRAZCO, INC:                    | VALLEY VIEW DEVELOPMENT, INC    | CHG GENERAL CONT     | \$55.00                                   | \$55.00        |
| MISC                          | 04/29/2013  | 370 WEYBOSSETT RD        | HUMPHRIES CONSTRUCTION CO, INC: | THOMPSON, MARTES M & VALTETTER  | RE-INSPECTION        | \$55.00                                   | \$55.00        |
| MISC                          | 05/20/2013  | 370 WEYBOSSETT RD        | HUMPHRIES CONSTRUCTION CO, INC: | THOMPSON, MARTES M & VALTETTER  | 2ND RE-INSPECTION FE | \$110.00                                  | \$110.00       |

# Building Permits Subtotal Report

## Sorted by PERMIT TYPE CODE

Report for 04/26/2013 to 05/25/2013

Report Date 05/28/2013

| Permit Type Code                 | Permit Date | Site Address             | General Contractor              | Owner Name                    | Project Scope        | Permit Fee                                | Estimated Cost |
|----------------------------------|-------------|--------------------------|---------------------------------|-------------------------------|----------------------|---|----------------|
| MISC                             | 05/07/2013  | 818 CARDINAL DR          | OWNER AS CONTRACTOR:            | HARRIS LUCY MAE               | RENEWAL FEE          | \$55.00                                   | \$2,000.00     |
| <b>Permit Type Code: MISC</b>    |             | <b>Total Permits: 7</b>  |                                 | <b>Fees Total: \$440.00</b>   |                      | <b>Estimated Cost Total: \$2,385.00</b>   |                |
| OC                               | 04/30/2013  | 420 GARNETT ST NORTH     | OWNER AS CONTRACTOR:            | SNEE, MICHAEL J.              | CHANGE OF USE        | \$300.00                                  | \$8,000.00     |
| OC                               | 05/08/2013  | 219 GARNETT ST SOUTH     | OWNER AS CONTRACTOR:            | EMROSE CORPORATION            | CHANGE OF USE        | \$55.00                                   | \$2,000.00     |
| OC                               | 05/07/2013  | 116 DABNEY DR            | J L WILLIAMS CONSTRUCTION CO,I: | QUALITY CORNER CORPORATION    | CHANGE USE           | \$475.00                                  | \$35,000.00    |
| <b>Permit Type Code: OC</b>      |             | <b>Total Permits: 3</b>  |                                 | <b>Fees Total: \$830.00</b>   |                      | <b>Estimated Cost Total: \$45,000.00</b>  |                |
| REMODEL                          | 05/08/2013  | 203 ORVILLE ST           | GEORGE STEGALL                  | SWANSON, LENNIE L, JR         | REPAIR WALL          | \$55.00                                   | \$4,750.00     |
| REMODEL                          | 05/03/2013  | 459 POLLYANNA RD         | TARHEEL WOODCRAFTERS:           | BEVERIDGE, CYRIL              | REMODEL & ADD DECK   | \$1,008.00                                | \$90,000.00    |
| REMODEL                          | 05/14/2013  | 180 FRANKLIN LN          | OWNER AS CONTRACTOR:            | FOGLEMAN, FRANK D & DONNA     | ADD TWO WALLS        | \$55.00                                   | \$1,100.00     |
| REMODEL                          | 05/06/2013  | 103 COOPER DR NORTH      | G C DEVELOPMENT CORP:           | EMROSE CORPORATION            | REMODEL              | \$760.00                                  | \$85,000.00    |
| REMODEL                          | 05/14/2013  | 2562 THOMAS RD           | HUMPHRIES CONSTRUCTION CO, INC: | HILLIMAN, SANDRA J, HEIRS     | FIRE DAMAGE REPAIR   | \$265.00                                  | \$25,000.00    |
| REMODEL                          | 05/23/2013  | 46 DABNEY WOODS LN       | CONLY LANCE STRICKLAND:         | BALL, CHRISTOPHER SCOTT       | 10 X 22 SCREEN PORCH | \$220.00                                  | \$10,000.00    |
| <b>Permit Type Code: REMODEL</b> |             | <b>Total Permits: 6</b>  |                                 | <b>Fees Total: \$2,363.00</b> |                      | <b>Estimated Cost Total: \$215,850.00</b> |                |
| SFR                              | 05/02/2013  | 112 PERRYWOOD LN         | AMERICA'S HOME PLACE:           | PERRY, WALTER & ODELL         | 1 STORY SFR, GARAGE  | \$694.00                                  | \$127,450.00   |
| SFR                              | 05/20/2013  | 27 STONEWOOD LOOP LN     | SCHUMACHER HOMES OF NC, INC.:   | ROOK, TERESA & RAYMOND        | 1 STORY SFR, GARAGE  | \$694.00                                  | \$131,810.00   |
| <b>Permit Type Code: SFR</b>     |             | <b>Total Permits: 2</b>  |                                 | <b>Fees Total: \$1,388.00</b> |                      | <b>Estimated Cost Total: \$259,260.00</b> |                |
| SHINGLES                         | 05/08/2013  | 820 WAKEFIELD AVE EXT    | DURAN ROOFING:                  | TERRY, JANICE J               | REMOVE & REPLACE     | \$65.00                                   | \$800.00       |
| SHINGLES                         | 04/29/2013  | 1552 LYNNE AVE           | TERRY & TERRY CONSTRUCTION:     | HOYLE, JOHN R, SR             | RMV SHINGLES         | \$65.00                                   | \$4,800.00     |
| SHINGLES                         | 05/13/2013  | 727 GARNETT ST SOUTH     | ROGERS & FRANKLIN DESIGN BUILD: | ACTS OF VANCE COUNTY, INC     | REPLACE SHINGLES     | \$75.00                                   | \$1,000.00     |
| SHINGLES                         | 05/13/2013  | 1306 ROANOKE AVE         | HARRIS ROOFING:                 | HESTER, PAMELA                | RMV & RPL SHINGLES   | \$65.00                                   | \$3,400.00     |
| SHINGLES                         | 05/22/2013  | 823 MONTGOMERY ST EAST   | CARL VICTOR TUCKER:             | FALKNER, AGNES F              | RMV & RPL SHINGLES   | \$65.00                                   | \$1,000.00     |
| SHINGLES                         | 05/03/2013  | 3530 LYNNBANK RD NORTH   | KIMBALL ROOFING/KBL EXTERIORS:  | PULLEY, WILLIAM P & VIRGINIA  | REMOVE & REPLACE     | \$65.00                                   | \$4,000.00     |
| SHINGLES                         | 05/23/2013  | 2206 DICK SMITH RD       | TUCKER'S CONSTRUCTION CO, LLC:  | BOYD, WILBUR MITCHELL         | RMV & RPL SHINGLES   | \$65.00                                   | \$9,820.00     |
| SHINGLES                         | 04/30/2013  | 11015 NC 39 HWY          | HARRIS & SON HOME REPAIR:       | WALKER, CLIFTON J             | REMOVE & REPLACE     | \$65.00                                   | \$2,280.00     |
| SHINGLES                         | 05/09/2013  | 545 BILL BRAGG MORTON RD | CRUZ ROOFING CO:                | GENTRY, JAMES (FATEENA) L MRS | REMOVE & REPLACE     | \$65.00                                   | \$1,300.00     |

# Building Permits Subtotal Report

## Sorted by PERMIT TYPE CODE

Report for 04/26/2013 to 05/25/2013

Report Date 05/28/2013

| Permit Type Code                  | Permit Date | Site Address             | General Contractor              | Owner Name                  | Project Scope     | Permit Fee                               | Estimated Cost |
|-----------------------------------|-------------|--------------------------|---------------------------------|-----------------------------|-------------------|--|----------------|
| <b>Permit Type Code: SHINGLES</b> |             | <b>Total Permits:9</b>   |                                 | <b>Fees Total: \$595.00</b> |                   | <b>Estimated Cost Total: \$28,400.00</b> |                |
| SWMH                              | 05/03/2013  | 8430 US 1-158 HWY NORTH  | B & R MOBILE HOME SET-UP, INC.: | KNIGHT, JAMES T             | 2002 14X80 SWMH   | \$155.00                                 | \$1,550.00     |
| SWMH                              | 05/02/2013  | 298 BILL BRAGG MORTON RD | B & R MOBILE HOME SET-UP, INC.: | MITCHELL, ELAINE B          | 1985 14 X 52 SWMH | \$155.00                                 | \$2,000.00     |
| SWMH                              | 04/26/2013  | 3674 HICKSBORO RD        | B & R MOBILE HOME SET-UP, INC.: | PENDERGRASS, JAMES          | 1999 14 X 76 SWMH | \$155.00                                 | \$2,000.00     |
| <b>Permit Type Code: SWMH</b>     |             | <b>Total Permits:3</b>   |                                 | <b>Fees Total: \$465.00</b> |                   | <b>Estimated Cost Total: \$5,550.00</b>  |                |

**Total Permits Issued: 67**

**Total Fees Paid:\$14,505.00**

**Total Estimated Cost\$2,919,825**

# Combo Permits Summary Report

## Sorted by Source

Report for 04/26/2013 to 05/25/2013

Report Date 05/28/2013

| Permit Category | Permit Date | Permit Type        | Site Location          | Contractor Name                 | Owner Name                     | Project Scope        | Permit Fee | Estimated Cost |
|-----------------|-------------|--------------------|------------------------|---------------------------------|--------------------------------|----------------------|------------|----------------|
| Electrical      | 04/29/2013  | ELECTRICAL FINAL   | 15 WILD FOX RUN        | OWNER AS CONTRACTOR:            | ZEI, FRED H & WENDY            | POWER CONNECTION     | \$0        | \$0            |
| Electrical      | 04/29/2013  | ELECTRICAL FINAL   | 90 FAITH HOPE LN       | OWNER AS CONTRACTOR:            | WILLIAMS, JOHN ADAMS,JR&ANGELA | POWER CONNECTION     | \$0        | \$0            |
| Electrical      | 04/30/2013  | ELECMIN            | 560 VANCE ACADEMY RD   | ELECTRICAL PLUS INC.:           | BOYD, GLENN A                  | WIRE GATE/POWER CON  | \$55       | \$500          |
| Electrical      | 04/30/2013  | RE-CONT INSPECTION | 424 OLD EPSOM RD       | OWNER AS CONTRACTOR:            | DICKERSON DEVELOPMENT COMPANY  | POWER CONNECTION     | \$55       | \$55           |
| Electrical      | 04/30/2013  | ELECTRICAL FINAL   | 1899 DABNEY RD         | OWNER AS CONTRACTOR:            | LEMAY, JOHN (EVELYN HARRIS)    | POWER CONNECTION     | \$0        | \$0            |
| Electrical      | 05/01/2013  | ELECMIN            | 215 HORNER ST          | JAMES CHAMPION'S ELECTRIC SERV: | SUTTON, NANCY P & PHILLIPS, S  | REPLACE 60 BALLAST   | \$55       | \$1,855        |
| Electrical      | 05/01/2013  | ELECTRICAL FINAL   | 419 VAUGHAN RD         | OWNER AS CONTRACTOR:            | VAUGHAN, WILLIAM III           | POWER CONNECTION     | \$0        | \$0            |
| Electrical      | 05/01/2013  | ELECMIN            | 280 BECKFORD DR SOUTH  | RICK EDWARDS ELECTRIC:          | VENTAS REALTY LTD              | WIRE NEW SHOWER RM   | \$55       | \$1,000        |
| Electrical      | 05/02/2013  | ELECMIN            | 1350 WARRENTON RD      | POWER DISTRIBUTION & CONTROL:   | VANCE COUNTY                   | INSTALL 150 AMP SVC  | \$100      | \$15,000       |
| Electrical      | 05/06/2013  | RE-CONT INSPECTION | 1118 MAPLE ST          | OWNER AS CONTRACTOR:            | FALKNER, JOSEPH E              | POWER CONNECTION     | \$55       | \$55           |
| Electrical      | 05/06/2013  | ELECTRICAL FINAL   | 153 TREY LN            | OWNER AS CONTRACTOR:            | SENEFF, MELBA                  | POWER CONNECTION     | \$0        | \$0            |
| Electrical      | 05/06/2013  | ELECMIN            | 515 SPRING ST WEST     | JAMES CHAMPION'S ELECTRIC SERV: | FALKNER, JOHN H, TRUSTEE       | INSPECT METER        | \$55       | \$175          |
| Electrical      | 05/06/2013  | ELECMIN            | 514 MONTGOMERY ST EAST | JAMES CHAMPION'S ELECTRIC SERV: | ROGERS, JOHN C & STEPHANIE     | INSTALL NEW SERVICE  | \$55       | \$955          |
| Electrical      | 05/06/2013  | ELECMIN            | 719 JOHN ST            | JIMMIE IKNER ELECTRIC SERVICE:  | HOWELL, EUGENIA & OTHERS       | INSTALL 3 SMOKE DEC  | \$55       | \$1,500        |
| Electrical      | 05/07/2013  | ELECMIN            | 1356 US 1 HWY SOUTH    | T & G ELECTRIC, INC:            | LIBERTY ENTERPRISES, INC.      | INSTALL 2- 20 AMP RE | \$55       | \$450          |
| Electrical      | 05/09/2013  | ELECMIN            | 1544 BOBBITT RD        | OWNER AS CONTRACTOR:            | YOUNG, EDWIN O,III & OTHERS    | SERV FOR FARM SHOP   | \$55       | \$55           |
| Electrical      | 05/09/2013  | RE-CONT INSPECTION | 107 WESTLAKE DR        | TRIANGLE NORTH REALTY           | WATKINS, BARRY D & VERNA       | POWER CONNECTION     | \$55       | \$55           |
| Electrical      | 05/09/2013  | RE-CONT INSPECTION | 18 BENT CREEK LN       | OWNER AS CONTRACTOR:            | POYTHRESS ENTERPRISES LLC      | POWER CONNECTION     | \$55       | \$55           |
| Electrical      | 05/10/2013  | ELECMIN            | 456 SPRING VALLEY RD   | JAMES CHAMPION'S ELECTRIC SERV: | SPAIN, EDWARD F & DONNA C      | INSTALL 200 AMP      | \$55       | \$955          |
| Electrical      | 05/10/2013  | ELECMIN            | 2969 NUTBUSH RD        | JAMES FRANKLIN ELECTRICAL SERV: | ROSE MART                      | INSTALL SERV POLE    | \$55       | \$7,200        |
| Electrical      | 05/13/2013  | ELECMIN            | 557 SKENES AVE         | RICK EDWARDS ELECTRIC:          | DANIELS, FOUNTAIN D & SUSAN    | REPLACE SVC POLE     | \$55       | \$200          |
| Electrical      | 05/15/2013  | ELECMIN            | 2910 KELLY RD          | JIMMIE IKNER ELECTRIC SERVICE:  | HENDERSON, STANLEY & MILDRED   | SET 100AMP SERVICE   | \$55       | \$500          |
| Electrical      | 05/15/2013  | ELECMIN            | 4668 NC 39 HWY SOUTH   | JEFF BUCHANAN ELECTRIC SERVICE: | ELLIS, ALBERT JACKSON, JR & EL | CHANGE AMP SERVICE   | \$55       | \$1,000        |
| Electrical      | 05/21/2013  | RE-CONT INSPECTION | 828 CHAMPION ST        | VILLAGE SQUARE RENTALS:         | BUTLER, HARRIETT               | POWER CONNECTION     | \$55       | \$55           |
| Electrical      | 05/22/2013  | ELECMIN            | 225 WHITE OAK DR       | JAMES CHAMPION'S ELECTRIC SERV: | ROSE FARM & RENTALS            | CHANGE FUSE PANEL    | \$55       | \$1,200        |

# Combo Permits Summary Report

## Sorted by Source

Report for 04/26/2013 to 05/25/2013

Report Date 05/28/2013

| Permit Category                  | Permit Date | Permit Type | Site Location         | Contractor Name                 | Owner Name                    | Project Scope               | Permit Fee         | Estimated Cost |
|----------------------------------|-------------|-------------|-----------------------|---------------------------------|-------------------------------|-----------------------------|--------------------|----------------|
| Electrical                       | 05/22/2013  | ELECMIN     | 224 CHARLES ST        | JAMES CHAMPION'S ELECTRIC SERV: | BANK OF AMERICA               | REWIRE BED ROOM             | \$0                | \$2,500        |
| <b>Electrical Permits Issued</b> |             | <b>26</b>   |                       | <b>Fees Total</b>               | <b>\$1,145.00</b>             | <b>Estimated Cost Total</b> | <b>\$35,320.00</b> |                |
| Mechanical                       | 04/26/2013  | MECHMIN     | 550 ANDREWS AVE WEST  | COMFORT TECHNOLOGIES:           | HENDERSON HEIGHTS, LTD        | CHANGE OUT                  | \$110              | \$1,500        |
| Mechanical                       | 04/30/2013  | MECHMIN     | 556 VICKSBORO RD      | CAROLINA COOLING & HEATING:     | PARRISH, TIMOTHY W & TAMMY    | H/P CHANGE OUT              | \$110              | \$4,795        |
| Mechanical                       | 05/01/2013  | MECHMIN     | 190 GREY FOX LN       | TONEY WILKERSON:                | BRODGEN, MELISSA RENEE        | HVAC CHANGEOUT              | \$55               | \$3,200        |
| Mechanical                       | 05/16/2013  | MECHMIN     | 4576 RALEIGH RD       | TONEY WILKERSON:                | STEWART CO INC, TP            | HVAC CHANGEOUT              | \$55               | \$4,350        |
| Mechanical                       | 05/20/2013  | MECHMIN     | 74 BEAVER DAM RD      | RAYMOND J COLEMAN:              | COBB, EARL D, JR & JOY        | CHANGE OUT COIL             | \$110              | \$2,900        |
| Mechanical                       | 05/21/2013  | MECHMIN     | 941 DR FINCH RD       | A R E MECHANICAL, LLC:          | COKER, WILLIAM E & BRENDA     | HVAC CHANGEOUT              | \$110              | \$3,500        |
| Mechanical                       | 05/22/2013  | MECHMIN     | 3995 GLEBE RD         | A R E MECHANICAL, LLC:          | PERKINSON, ROYCE T            | HVAC CHANGEOUT              | \$110              | \$1,100        |
| Mechanical                       | 05/23/2013  | MECHMIN     | 155 REDBUD CHURCH RD  | MIKE BRUMMITT HEATING&COOLING:  | REDBUD BAPTIST CHURCH         | CHANGE OUT                  | \$200              | \$9,488        |
| <b>Mechanical Permits Issued</b> |             | <b>8</b>    |                       | <b>Fees Total</b>               | <b>\$860.00</b>               | <b>Estimated Cost Total</b> | <b>\$30,833.00</b> |                |
| Plumbing                         | 05/02/2013  | PLUBMIN     | 325 OAK ST            | MOSLEY PLUMBING CO:             | OLD EPSOM RENTALS, LLC        | REPLACE SEWER LINE          | \$55               | \$1,000        |
| Plumbing                         | 05/02/2013  | PLUBMIN     | 280 BECKFORD DR SOUTH | ROBERT L LLOYD PLUMBING:        | VENTAS REALTY LTD             | PLMB FOR SHOWER RM          | \$55               | \$1,300        |
| Plumbing                         | 05/14/2013  | PLUBMIN     | 418 BIRCH ST          | NORWOOD PLUMBING, INC.:         | FALKNER, JOHN HENRY III       | RE-INSTALL WATER TAN        | \$55               | \$800          |
| Plumbing                         | 05/15/2013  | PLUBMIN     | 225 WHITE OAK DR      | PUBLIC SERVICE COMPANY OF NORT: | ROSE FARM & RENTALS           | CONNECT PIPING              | \$55               | \$800          |
| Plumbing                         | 05/15/2013  | PLUBMIN     | 180 DEER WOOD TRL     | ROBERT L LLOYD PLUMBING:        | BLACKWELL, D WAYNE & SHERRY   | INSTALL WATER LINE          | \$55               | \$650          |
| Plumbing                         | 05/15/2013  | PLUBMIN     | 792 ANDERSON CREEK RD | BATH FITTER:                    | NORWOOD, RAYMOND L& GERALDINE | REPLACE SHOWER              | \$55               | \$5,302        |
| <b>Plumbing Permits Issued</b>   |             | <b>6</b>    |                       | <b>Fees Total</b>               | <b>\$330.00</b>               | <b>Estimated Cost Total</b> | <b>\$9,852.00</b>  |                |
| <b>Permits Issued</b>            |             | <b>40</b>   |                       | <b>Fees Total</b>               | <b>\$2,335.00</b>             | <b>Estimated Cost Total</b> | <b>\$76,005.00</b> |                |

# Water Tap Report

Report for 04/26/2013 to 05/25/2013

Report Date 05/28/2013

| Notification Number | Notification Date | Notification Type | Property Parcel Number | Property Location   | Owner Name              | Type of Tap | Tap Fee |
|---------------------|-------------------|-------------------|------------------------|---------------------|-------------------------|-------------|---------|
| U2013-0597          | 05/02/20          | WATER TAP         | 0532 03006             | 1300 VICKSBORO RD   | SMITH, JUDY F & CARL B  | WET TAP     | \$125   |
| U2013-0601          | 05/02/20          | WATER TAP         | 0537 01004             | 350 HAMP FALKNER RD | HUGHES, JAMES ROBERT    | WET TAP     | \$125   |
| U2013-0606          | 05/03/20          | WATER TAP         | 0616 01019             | 3657 WARRENTON RD   | BOYD, MARTHA P          | WET TAP     | \$125   |
| U2013-0629          | 05/09/20          | WATER TAP         | 0613 04004             | ALLISON COOPER RD   | DAVIDSON, LUCY A, HEIRS | WET TAP     | \$125   |

## Summary

Notifications Issued: 4

Water Tap Fees Total: \$500.00

## **Vance County Department of Social Services Board of Directors**

**May 16, 2013**

### **Personnel Report**

#### **I. New Hires:**

- Yolanda Davis, Foster Care/Adoption Supervisor

#### **II. Recruitment/Vacancies:**

- Processing Assistant V – Work First – Received Applications 5/14/13
- IMC II – Work First – Will be re-advertised
- Income Maintenance Caseworker II - Family & Children Medicaid – Candidate Chosen and References are being checked
- Income Maintenance Caseworker II - Adult Medicaid – Candidate Chosen and References are being checked





## Adult Medicaid Statistical Report 2012-2013

### November-April

| <b>May 10, 2013</b>                      |                 |                 |                |                 |              |              |
|--|-----------------|-----------------|----------------|-----------------|--------------|--------------|
| <b>Adult Medicaid</b>                    | <b>November</b> | <b>December</b> | <b>January</b> | <b>February</b> | <b>March</b> | <b>April</b> |
| <b>Madge Turner, Supervisor</b>          |                 |                 |                |                 |              |              |
| <b>Applications Taken</b>                | <b>82</b>       | <b>89</b>       | <b>141*</b>    | <b>91</b>       | <b>102</b>   | <b>97</b>    |
| <b>Medicaid Cases/Individual</b>         | <b>4552</b>     | <b>4508</b>     | <b>4520</b>    | <b>4514</b>     | <b>4523</b>  | <b>4523</b>  |
| <b>Application Processing Time (APT)</b> | <b>34</b>       | <b>38</b>       | <b>32</b>      | <b>37</b>       | <b>34</b>    | <b>39</b>    |
| <b>Percent Processed Timely (PPT)</b>    | <b>98%</b>      | <b>100%</b>     | <b>98%</b>     | <b>99%</b>      | <b>100%</b>  | <b>100%</b>  |
| <b>Changes to Ongoing Medicaid Cases</b> | <b>275</b>      | <b>267</b>      | <b>298</b>     | <b>1548**</b>   | <b>457</b>   | <b>385</b>   |

\*The increase in applications taken for the month of January, 2013 is because of Low Income Subsidy (LIS) applications that are automated sent to Department of Social Services (DSS) once Social Security Administration complete or update Medicare recipients with their Medicare Prescription Drug Plan. There is usually an increase during the enrollment period.

\*\*The increase in changes is because the department changed. Private Living Arrangement (PLA) workers will have Intake and Maintenance. We are no longer specialized. Also, everyone will have cases A-Z, prior to the change workers were specialized by alphabets. Cases were keyed to reflect the changes.

**ADULT SERVICES STATISTICAL REPORT 2013**

| <b>2013</b>                                 | <b>Jan</b> | <b>Feb</b>  | <b>Mar</b> | <b>Apr</b> | <b>May</b> | <b>June</b> | <b>Totals</b> |
|---|------------|-------------|------------|------------|------------|-------------|---------------|
| <b>Adult Protective Services Cases</b>      | 1          | 2           | 6          | 1          |            |             | 10            |
| <b>Adult Protective Services Reports</b>    | 3          | 8           | 4          | 5          |            |             | 20            |
| <b>Reports Screened Out</b>                 | 2          | 3           | 2          | 4          |            |             | 11            |
| <b>Outreach/HV-referrals</b>                |            |             |            | 2          |            |             |               |
| <b>Reports Screened In</b>                  | 1          | 5           | 2          | 1          |            |             | 9             |
| <b>Allegations: Abuse</b>                   | 0          | 0           | 0          | 0          |            |             | 0             |
| *Caretaker Neglect                          | 0          | 5           | 2          | 1          |            |             | 8             |
| *Exploitation                               | 0          | 3           | 2          | 1          |            |             | 6             |
| *Self-Neglect                               | 0          | 0           | 0          | 0          |            |             | 0             |
| <b>Cases Staffed</b>                        | 0          | 1           | 5          | 0          |            |             | 6             |
| <b>Substantiated</b>                        | 0          | 0           | 0          | 0          |            |             | 0             |
| Un-Substantiated                            | 0          | 1           | 5          | 0          |            |             | 6             |
| <b>cases closed</b>                         |            |             |            | 0          |            |             |               |
| <b>Guardianship Cases (Wards)</b>           | 6          | 5           | 5          | 5          |            |             |               |
| <b>Guardianship Cases Closed</b>            | 1          | 0           | 0          | 0          |            |             |               |
| <b>At-Risk Cases</b>                        | 4          | 4           | 4          | 5          |            |             |               |
| <b>Hours Billed</b>                         | 0.5        | 6           | 2          | 1.5        |            |             | 10            |
| <b>\$ Amount of billing</b>                 | \$ 25.74   | \$ 313.00   | 102.96     | 77.76      |            |             | \$ 519.46     |
| <b>Community Alternative Program</b>        | 43         | 43          | 42         | 44         |            |             |               |
| <b>Hours Billed</b>                         | 100.25     | 110.5       | 81.75      | 121.75     |            |             | 414.25        |
| <b>\$ Amount of Billing</b>                 | \$8,830.16 | \$ 9,890.55 | 7,824.51   | 10,061.50  |            |             | \$ 36,606.72  |
| <b>Special Assistance In Home Cases</b>     | 41         | 46          | 53         | 54         |            |             |               |
| <b>Hours Billed</b>                         | 21         | 42          | 52.21      | 65.75      |            |             | 180.96        |
| <b>\$ Amount of Billing</b>                 | \$1,092.99 | \$ 2,509.65 | 2,779.92   | 3,429.71   |            |             | \$ 9,812.27   |
| <b>In-Home Aide Services Cases</b>          | 18         | 18          | 18         | 18         |            |             |               |
| <b>Indiv. &amp; Family Adjustment Cases</b> | 12         | 12          | 13         | 13         |            |             |               |
| <b>Rep-Payee Cases</b>                      | 15         | 14          | 13         | 13         |            |             |               |
| <b>Note changes</b>                         |            |             |            |            |            |             |               |

## FAMILY & CHILDREN'S MEDICAID STATISTICAL REPORT 2013

November-April 2013

| May 7, 2013<br>Family & Children's Medicaid 2013<br>Vanessa R Brooks, Supervisor | November | December | January | February | March   | April   |
|--|----------|----------|---------|----------|---------|---------|
| <b>F &amp; C Medicaid Applications Taken</b>                                     | 215      | 241      | 267     | 276      | 239     | 333     |
| <b>F &amp; C Medicaid Applications Processed</b>                                 | 242      | 272      | 248     | 262      | 273     | 338     |
| <b>F &amp; C Medicaid Case Re-Enrollments</b>                                    | 526      | 595      | 455     | 464      | 403     | 374     |
| <b>NC Health Choice Applications Taken</b>                                       | 26       | 37       | 34      | 31       | 52      | 50      |
| <b>NC Health Choice Applications Processed</b>                                   | 38       | 35       | 38      | 39       | 54      | 53      |
| <b>NC Health Choice Case Re-Enrollments</b>                                      | 34       | 40       | 39      | 43       | 50      | 44      |
| <b>Average Processing Timely Standard</b>  | 29 Days  | 28 Days  | 22 Days | 25 Days  | 27 Days | 23 Days |
| <b>Percent Processed Timely Standard</b>   | 91.00%   | 100.00%  | 98.00%  | 98.00%   | 98.00%  | 99.00%  |
| <b>Total Vance Co. Cases (F&amp;C Medicaid &amp; NCHC)</b>                       | 7023     | 6656     | 6604    | 6543     | 6548    | 6637    |
| <b>Total Vance Co. Recipients (F &amp; C Medicaid)</b>                           | 9210     | 10097    | 9965    | 10051    | 9948    | 10051   |

**Food & Nutrition Services Statistical Report as of April 30, 2013**

| <b>2012-2013</b>                   | <b>April</b> | <b>March</b> | <b>February</b> | <b>January</b> | <b>December</b> | <b>November</b> |
|------------------------------------|--------------|--------------|-----------------|----------------|-----------------|-----------------|
| <b>FNS Applications</b>            |              |              |                 |                |                 |                 |
| New Applications                   | 377          | 363          | 289             | 784*           | 260             | 300             |
| Completed Applications             | 333          | 292          | 237             | 743*           | 243             | 303             |
| Ongoing Applications               | 1,374        | 1,105        | 1,074           | 1,035          | 1,011           | 1,051           |
| Average Days/Complete Applications | 12           | 11           | 13              | 11             | 11              | 8               |
| Payment Accuracy                   | 100%         | 100%         | 100%            | 100%           | 100%            | 100%            |
| <b>FNS Participation by Age</b>    |              |              |                 |                |                 |                 |
| Ages 0-5                           | 1,968        | 1,935        | 1,876           | 1,931          | 1,914           | 2,018           |
| Ages 6-11                          | 1,846        | 1,832        | 1,758           | 1,817          | 1,787           | 1,835           |
| Ages 12-15                         | 930          | 949          | 922             | 95*            | 1,018           | 1,048           |
| Ages 16-17                         | 295          | 288          | 277             | 289            | 434             | 440             |
| Ages 18-20                         | 528          | 504          | 492             | 489            | 586             | 616             |
| Ages 21-30                         | 2,293        | 2,266        | 2,191           | 2,248          | 2,028           | 2,156           |
| Ages 31-40                         | 1,706        | 1,711        | 1,646           | 1,699          | 1,499           | 1,556           |
| Ages 41-50                         | 1,491        | 1,487        | 1,443           | 1,480          | 1,456           | 1,510           |
| Ages 51-59                         | 1,192        | 1,190        | 1,162           | 1,190          | 1,205           | 1,242           |
| Ages 60 & above                    | ?*           | ?*           | ?*              | ?*             | 1,563           | 1,498           |
| <b>FNS Caseload</b>                |              |              |                 |                |                 |                 |
| FNS Cases                          | 7,536        | 7,614        | 7,561           | 7,762          | 7,762           | 7,762           |
| FNS Participants                   | 15,888       | 15,727       | 15,246          | 15,936         | 15,936          | 15,936          |
| FNS Benefits Issued                | \$1,833,963  | \$1,834,502  | \$1,767,137     | \$1,903,111    | \$1,903,111     | \$1,923,052     |

*Statistics with an asterisk may be inaccurate due to defects in NC FAST*

**Work First, Emergency Intake, and Child Care Statistical Report Fiscal Year: 2012-2013**

| 2012                                   | Nov-12      | Dec-12      | Jan-13      | Feb-13      | Mar-13      | Apr-13      |
|--|-------------|-------------|-------------|-------------|-------------|-------------|
| <b>WFFA Caseload Information</b>       |             |             |             |             |             |             |
| Active Adult WFFA Cases                | 14          | 15          | 15          | 16          | 12          | 14          |
| Active Child Only                      | 154         | 154         | 154         | 145         | 140         | 142         |
| New WFFA Applications                  | 45          | 41          | 28          | 24          | 21          | 31          |
| <b>WF Employment Services Info</b>     |             |             |             |             |             |             |
| Open Cases                             | 99          | 115         | 101         | 65          | 74          | 69          |
| New Assessments                        | 82          | 61          | 73          | 36          | 66          | 80          |
| Newly Employed clients                 | 14          | 17          | 9           | 11          | 8           | 11          |
| WF Participation Rate (50% required)   | 60%         | 89%         | 100%        | 100%        | 88%         |             |
| <b>Emergency Intake Info</b>           |             |             |             |             |             |             |
| WF Emergency Asst. Applications        | 44          | 46          | 75          | 33          | 34          | 40          |
| CIP Application                        | 436         | 232         | 399         | 256         | 209         | 196         |
| Wake Roundup Application               | 0           | 3           | 4           | 0           | 5           | 3           |
| Energy Neighbor Application            | 0           | 2           | 2           | 0           | 3           | 0           |
| General Assistance Application *       | 21          | 22          | 40          | 5           | 0           | 28          |
| Other Referrals                        | 17          | 14          | 13          | 14          | 22          | 21          |
| Office Inquires                        | 233         | 155         | 232         | 192         | 189         | 198         |
| LIEAP Applications                     | 0           | 405         | 215         | 325         | 0           | 0           |
| <b>Emergency Intake Financial Info</b> |             |             |             |             |             |             |
| WF Emergency Asst Monthly Spending     | \$5,937.91  | \$4,968.00  | \$6,650.64  | \$3,404.79  | \$4,492.89  | \$6,400.57  |
| CIP Monthly Spending                   | \$65,894.15 | \$27,929.79 | \$60,093.30 | \$43,779.14 | \$37,393.77 | \$41,581.98 |
| LIEAP Spending                         |             | \$80,700.00 | \$42,300.00 | \$83,100.00 | \$0.00      | \$0.00      |
| Wake Round Up Monthly Spending         | \$0.00      | \$503.00    | \$489.84    | \$0.00      | \$893.67    | \$485.46    |
| Energy Neighbor Monthly Spending       | \$0.00      | \$600.00    | \$271.00    | \$0.00      | \$846.44    | \$0.00      |
| General Asst Monthly Spending          | \$2,093.10  | \$1,002.34  | \$1,983.76  | \$410.01    | \$0.00      | \$3,722.79  |
| <b>Child Care Workload</b>             |             |             |             |             |             |             |
| Active Cases                           | 451         | 461         | 455         | 438         | 434         | 317         |
| # of Actions Taken                     | 111         | 121         | 131         | 162         | 190         | 237         |
| # of Children on Waiting List          | 339         | 354         | 391         | 383         | 383         | 447         |
| # of Children Served                   | 579         | 583         | 587         | 554         | 548         | 510         |

\* \$7500.00 General Assistance Received

**Child Support Incentive & Collection Results for: April 2013**  
**State Fiscal Year (SFY) July 2012-June 2013**  
**(Goals set by the Child Support State Office)**

Vance County Caseload = 3,609 cases / *NEW* Cases Opened= 29

**SFY Actual Collections / Percent of Goal Collected**

VANCE CO = \$ 4,407,061 / 82.23% Goal = \$ 5,359,263  
STATEWIDE = \$ 588,280,145/ 82.35 % Goal = \$ 714,330,366

**Paternity Established**

VANCE CO = 98.76% Goal = 104.00%  
STATEWIDE = 95.61% Goal = 99.45%

**Cases under Order**

VANCE CO = 89.01% Goal = 90.45%  
STATEWIDE = 83.80% Goal = 84.17%

**Current Support Collection Rate**

VANCE CO = 66.00% Goal = 65.73%  
STATEWIDE = 65.91% Goal = 66.46%

**Current Cases with Payments to Arrears**

VANCE CO = 70.45% Goal = 69.30%  
STATEWIDE = 62.65% Goal = 66.24%

**Medical (Court-ordered cases enrolled w/ Employer Insurance)**

VANCE CO = 86.91%  
STATEWIDE = 80.84%

**County Medicaid Cost Avoidance = \$2,938.26**

**SFY Incentive Money received by County = \$ 12,627.77**

**Foster Care/Adoption/Licensing Monthly Report**

| <b>Reporting Period: November 2012-April 2013</b>   | <b>Nov.<br/>2012</b> | <b>Dec.<br/>2012</b> | <b>JAN.<br/>2013</b> | <b>FEB.<br/>2013</b> | <b>MARCH<br/>2013</b> | <b>APRIL<br/>2013</b> |
|---|----------------------|----------------------|----------------------|----------------------|-----------------------|-----------------------|
| <b># Children in CUSTODY</b>  | 78                   | 76                   | 70                   | 76                   | 73                    | 80                    |
| <b># Youth in care under CARS</b>   | 02                   | 01                   | 01                   | 01                   | 01                    | 00                    |
| <b># new children placed in Custody during Report Month</b>                               | 02                   | 01                   | 08                   | 07                   | 02                    | 08                    |
| <b># of children whose cases CLOSED during Report Month</b>                               | 03                   | 14                   | 01                   | 05                   | 01                    | 08                    |
| <b>State prefers relative placements to foster home placements whenever possible</b>      |                      |                      |                      |                      |                       |                       |
| <b># of children placed in foster homes</b>   | 28                   | 28                   | 29                   | 32                   | 34                    | 38                    |
| <b># of children placed in therapeutic homes</b>  | 14                   | 14                   | 15                   | 16                   | 16                    | 16                    |
| <b># of children placed with relatives</b>  | 31                   | 29                   | 22                   | 24                   | 19                    | 23                    |
| <b># of children placed in other facilities (Group Home/Jail/Hospital)</b>                | 05                   | 05                   | 04                   | 04                   | 04                    | 03                    |
| <b># of children in out-of-state placements</b>   | 04                   | 04                   | 01                   | 01                   | 01                    | 01                    |
| <b>State mandates that all children are seen monthly face-to-face</b>                     |                      |                      |                      |                      |                       |                       |
| <b>% of children seen face-to-face</b>  | 100%                 | 100%                 | 98.5%                | 100%                 | 100%                  | 100%                  |
| <b>% of caretaker contacts made</b>   | 100%                 | 100%                 | 100%                 | 100%                 | 100%                  | 100%                  |
| <b>12 months to permanency (if still in custody after 12 months is plan appropriate?)</b> |                      |                      |                      |                      |                       |                       |
| <b># of children in custody less than 12 mo.</b>  | 48                   | 49                   | 43                   | 48                   | 48                    | 52                    |
| <b># of children in custody longer than 12 mo.</b>  | 30                   | 27                   | 26                   | 27                   | 24                    | 28                    |
| <b># of children whose cases were CLOSED in 12 months or less</b>                         | 00                   | 05                   | 00                   | 01                   | 00                    | 07                    |
| <b># of children released from custody to parent</b>                                      | 02                   | 12                   | 00                   | 02                   | 00                    | 07                    |
| <b>Adoption Information</b>   |                      |                      |                      |                      |                       |                       |
| <b># children free for adoption</b>   | 13                   | 13                   | 12                   | 12                   | 12                    | 12                    |
| <b># of children placed w/ identified adoptive placement</b>                              | 08                   | 08                   | 08                   | 08                   | 08                    | 08                    |
| <b># of DSS adoptions finalized:</b>  | 00                   | 00                   | 01                   | 00                   | 00                    | 01                    |
| <b>Foster Home Licensing Information</b>  |                      |                      |                      |                      |                       |                       |
| <b># of licensed VCDSS foster homes</b>   | 18                   | 18                   | 17                   | 17                   | 18                    | 20                    |

## Children's Welfare Unit - Statistical Reports for Month of April

| Number of Cases by Month   | Nov 2012                                       | Dec 2012                                       | Jan 2013                                      | Feb 2013  | Mar 2013                                       | Apr 2013                                       |
|--|--|--|---|---|--|--|
| 1. # of CPS Intakes screened out per month   | 34   | 27   | 28  | 21  | 22   | 33   |
| 2. # out of the total screened out reports in which children resided in another county   | 4  | 2  | 0   | 0   | 1  | 1  |
| 3. # of Neglect Reports Accepted   | 18   | 22   | 31  | 27  | 16   | 40   |
| 4. # of Abuse Reports Accepted   | 9  | 5  | 7   | 6   | 6  | 4  |
| 5. # of Dependency Reports Accepted  | 0  | 1  | 0   | 2   | 0  | 0  |
| 6. # of total CPS intakes accepted per month   | 27   | 29   | 38  | 35  | 22   | 44   |
| 7. # out of total accepted that were sent to another county for assessment   | 3  | 2  | 6   | 4   | 1  | 2  |
| 8. # of Open Investigative Assessments on the last day of the month  | 12   | 11   | 7   | 10  | 10   | 9  |
| 9. # of open Family Assessments on the last day of the month   | 26   | 35   | 29  | 32  | 20   | 31   |
| 10. # of Open Cases  | 38   | 46   | 36  | 42  | 30   | 40   |
| 11. # of Case Decisions  | 31   | 17   | 36  | 24  | 37   | 29   |
| 12. # of Family Assessments beyond 45 days   | 6  | 11   | 5   | 7   | 7  | 3  |
| 13. # of Investigations beyond 30 days   | 6  | 6  | 3   | 3   | 4  | 2  |
| 14. % Rate of investigative cases that were beyond the 30 day timeframe that were keyed for this month * These rates are calculated by the State     | Vance : 6.9%<br>Region: 14.5%<br>State: 15.5%  | Vance : 17.2%<br>Region: 17.6%<br>State: 16.1% | Vance : 0.0%<br>Region: 17.4%<br>State: 17.2% | Vance : 11.1%<br>Region: 19.1%<br>State: 16.2%  | Vance : 2.7%<br>Region: 14.6%<br>State: 13.6%  | Vance : 18.8%<br>Region: 15.1%<br>State: 14.4% |
| 15. % Rate of family assessment cases that were beyond the 45 day timeframe that were keyed for this month * These rates are calculated by the State | Vance : 13.8%<br>Region: 23.6%<br>State: 22.4% | Vance : 31.0%<br>Region: 25.6%<br>State: 25.0% | Vance : 0.0%<br>Region: 27.3%<br>State: 27.8% | Vance : 38.29%<br>Region: 29.8%<br>State: 28.7% | Vance : 37.8%<br>Region: 25.0%<br>State: 23.4% | Vance : 20.8%<br>Region: 24.0%<br>State: 24.0% |
| 16. # of active CPS In-Home Service Cases open last day of the month   | 20   | 20   | 19  | 18  | 18   | 19   |
| 17. # of Assists accepted for CPS Assessments (Investigative and Family Assessments) during the month  | 6  | 3  | 7   | 5   | 4  | 3  |
| 18. # of Assists accepted for CPS In-Home Services during the month  | 0  | 0  | 1   | 0   | 0  | 1  |
| 19. % Rate of neglect cases that are initiated within required timeframe for the month   | 100%   | 91%  | 100%  | 96%   | 100%   | 100%   |
| 20. % Rate of abuse cases that are initiated within required timeframe for the month   | 100%   | 100%   | 86%   | 100%  | 100%   | 100%   |
| 21. % Rate of dependency cases that are initiated within required timeframe for the month  | N/A  | 100%   | N/A   | 100%  | N/A  | N/A  |
| 22. # of repeat maltreatment within the previous 6 months  | 0  | 0  | 0   | 0   | 1  | 0  |
| 23. # of total reports screened  | 61   | 58   | 66  | 56  | 44   | 77   |
| 24. Total number of reports involving out of state interstate reports  | 0  | 0  | 0   | 0   | 0  | 0  |



**SENIOR CENTER STATISTICAL REPORT 2012-2013**

| <b>2012/2013</b>                      | <b>November</b> | <b>December</b> | <b>January</b> | <b>February</b> | <b>March</b> | <b>April</b> |
|---------------------------------------|-----------------|-----------------|----------------|-----------------|--------------|--------------|
| <b>Transportation - Clients</b>       | 14              | 14              | 15             | 23              | 25           | 30           |
| Units of Services                     | 365             | 319             | 407            | 420             | 506          | 550          |
| <b>Congregate - Clients</b>           | 102             | 87              | 92             | 91              | 92           | 88           |
| Meals Served                          | 912             | 882             | 936            | 990             | 934          | 1015         |
| <b>Home Delivered Meals - Clients</b> | 82              | 78              | 84             | 85              | 81           | 77           |
| Meals Delivered                       | 1482            | 1373            | 1664           | 1576            | 1537         | 1639         |
| <b>Liquid Nutrition - Clients</b>     | 148             | 141             | 137            | 141             | 142          | 142          |
| Units Sold                            | 564             | 516             | 612            | 804             | 912          | 768          |
| <b>In-Home Aide -Clients</b>          | 35              | 40              | 40             | 41              | 43           | 43           |
| Units of hours                        | 577.75          | 583             | 747            | 700.75          | 756          | 848          |
| <b>Caregiver - Clients</b>            | 22              | 22              | 22             | 5               | pending      | 0            |
| Respite Care Hours                    | 30              | 2               | 4              | 0               | pending      | 0            |
| Transportation (trips)                | 10              | 10              | 7              | 4               | pending      | 0            |
| Liquid Nutrition – (Units)            | 96              | 48              | 0              | 0               | pending      | 0            |
| <b>Total Participants</b>             | 288             | 311             | 326            | 288             | 294          | 292          |
| Total Visits                          | 3051            | 2821            | 3175           | 1943            | 1989         | 2032         |
| <b>Special Events/Trips</b>           | 5               | 3               | 2              | 1               | 2            | 1            |
| <b>Volunteer Hours</b>                | 629             | 471             | 529            | 605             | 583          | 536          |
| <b>Consumer Contributions</b>         | \$2,500.77      | \$4,529.44      | \$1,531.88     | \$2,209.57      | 3055.7       | 3485.1       |

*Scanned & emailed to Kelly 5/17/13*

*April Commissioners Report*

DATE 4/13 100 REAL AND LISTED PERSONAL VANCE COUNTY  
 TIME 18:39:54 REVENUE UNIT: ALL LEVY COLLECTED REPORT  
 USER CINDY AS OF RUN DATE

REVENUE UNIT/YEAR PAGE 1  
 PROG# CL2237

| YEAR | REVENUE UNIT CHARGE TYPE | (A) LEVY ORIG/DISC | DISC BILLS INCL IN (A) | (B) LEVY PAID/DSCNTS | DISCOUNTS INCL IN (B) | (C) NET ABATEMENTS | B+C/A COLL % | LEVY OUTSTANDING |
|------|--------------------------|--------------------|------------------------|----------------------|-----------------------|--------------------|--------------|------------------|
| 2000 | 00 VANCE COUNTY TAXES    | 122,344.23         |                        | 99,539.96            |                       | 21,352.41          |              | 1,451.86         |
|      | A ASSESSMENT             | 27,900.00          |                        | 17,234.52            |                       | 10,590.48          |              | 75.00            |
|      | L LATE LISTING           | 86.71              |                        | 6.59                 |                       | 80.12              |              |                  |
|      | * YEAR TOTAL             | 150,330.94         |                        | 116,781.07           |                       | 32,023.01          | 98.99        | 1,526.86         |
| 2001 | 00 VANCE COUNTY TAXES    | 199,122.20         |                        | 129,541.10           |                       | 67,078.72          |              | 2,502.38         |
|      | A ASSESSMENT             | 37,026.89          |                        | 23,576.14            |                       | 13,225.75          |              | 225.00           |
|      | L LATE LISTING           | 165.27             |                        | 136.13               |                       | 29.14              |              |                  |
|      | * YEAR TOTAL             | 236,314.36         |                        | 153,253.37           |                       | 80,333.61          | 98.85        | 2,727.38         |
| 2002 | 00 VANCE COUNTY TAXES    | 240,406.36         |                        | 203,439.02           |                       | 36,576.44          |              | 390.90           |
|      | A ASSESSMENT             | 46,875.00          |                        | 35,174.85            |                       | 11,700.15          |              |                  |
|      | L LATE LISTING           | 2,745.38           |                        | 1,370.39             |                       | 1,374.99           |              |                  |
|      | * YEAR TOTAL             | 290,026.74         |                        | 239,984.26           |                       | 49,651.58          | 99.87        | 390.90           |
| 2003 | 00 VANCE COUNTY TAXES    | 289,381.07         |                        | 256,458.85           |                       | 3,804.17           |              | 29,118.05        |
|      | A ASSESSMENT             | 60,244.20          |                        | 49,343.16            |                       | 975.00             |              | 9,926.04         |
|      | L LATE LISTING           | 2,607.42           |                        | 1,558.97             |                       | 28.73              |              | 1,019.72         |
|      | * YEAR TOTAL             | 352,232.69         |                        | 307,360.98           |                       | 4,807.90           | 88.63        | 40,063.81        |
| 2004 | 00 VANCE COUNTY TAXES    | 379,828.78         | 901.28                 | 348,575.40           |                       | 3,921.80           |              | 27,331.58        |
|      | A ASSESSMENT             | 71,100.00          |                        | 61,215.72            |                       | 1,050.00           |              | 8,834.28         |
|      | L LATE LISTING           | 1,352.83           |                        | 981.84               |                       | 36.64              |              | 334.35           |
|      | * YEAR TOTAL             | 452,281.61         | 901.28                 | 410,772.96           |                       | 5,008.44           | 91.93        | 36,500.21        |
| 2005 | 00 VANCE COUNTY TAXES    | 617,234.18         |                        | 579,838.94           |                       | 4,410.03           |              | 32,985.21        |
|      | A ASSESSMENT             | 127,695.00         |                        | 113,191.49           |                       | 1,620.00           |              | 12,883.51        |
|      | L LATE LISTING           | 1,996.39           |                        | 1,519.11             |                       | 22.56              |              | 454.72           |
|      | * YEAR TOTAL             | 746,925.57         |                        | 694,549.54           |                       | 6,052.59           | 93.80        | 46,323.44        |
| 2006 | 00 VANCE COUNTY TAXES    | 4,705,597.14       | 11,816.19              | 4,662,523.27         |                       | 3,839.11           |              | 39,234.76        |
|      | A ASSESSMENT             | 647,352.04         |                        | 629,490.19           |                       | 1,999.81           |              | 15,862.04        |
|      | L LATE LISTING           | 5,123.65           |                        | 4,470.82             |                       | 12.29              |              | 640.54           |
|      | * YEAR TOTAL             | 5,358,072.83       | 11,816.19              | 5,296,484.28         |                       | 5,851.21           | 98.96        | 55,737.34        |
| 2007 | 00 VANCE COUNTY TAXES    | 16,516,588.68      | 21,869.50              | 16,464,233.10        |                       | 5,586.13           |              | 46,769.45        |

VANCE COUNTY  
 LEVY COLLECTED REPORT  
 AS OF RUN DATE

REVENUE UNIT/YEAR

| YEAR | REVENUE UNIT CHARGE TYPE | (A) LEVY ORIG/DISC | DISC BILLS INCL IN (A) | (B) LEVY PAID/DSCNTS | DISCOUNTS INCL IN (B) | (C) NET ABATEMENTS | B+C/A COLL % | LEVY OUTSTANDING |
|------|--------------------------|--------------------|------------------------|----------------------|-----------------------|--------------------|--------------|------------------|
|      | A ASSESSMENT             | 1,780,913.04       |                        | 1,762,515.87         |                       | 2,852.40           |              | 15,544.77        |
|      | L LATE LISTING           | 7,783.59           |                        | 7,424.56             |                       | 21.86              |              | 337.17           |
|      | * YEAR TOTAL             | 18,305,285.31      | 21,869.50              | 18,234,173.53        |                       | 8,460.39           | 99.66        | 62,651.39        |
| 2008 | 00 VANCE COUNTY TAXES    | 18,501,368.11      | 36,640.61              | 18,397,709.65        |                       | 9,592.77           |              | 94,065.69        |
|      | A ASSESSMENT             | 1,934,885.01       |                        | 1,903,688.67         |                       | 4,815.00           |              | 26,381.34        |
|      | L LATE LISTING           | 7,805.78           |                        | 7,044.98             |                       | 38.83              |              | 721.97           |
|      | * YEAR TOTAL             | 20,444,058.90      | 36,640.61              | 20,308,443.30        |                       | 14,446.60          | 99.41        | 121,169.00       |
| 2009 | 00 VANCE COUNTY TAXES    | 18,208,394.81      | 3,665.66               | 18,055,399.60        |                       | 9,697.28           |              | 143,297.93       |
|      | A ASSESSMENT             | 1,934,672.50       |                        | 1,898,598.25         |                       | 5,532.00           |              | 30,542.25        |
|      | L LATE LISTING           | 10,545.82          |                        | 9,636.90             |                       | 62.30              |              | 846.62           |
|      | * YEAR TOTAL             | 20,153,613.13      | 3,665.66               | 19,963,634.75        |                       | 15,291.58          | 99.14        | 174,686.80       |
| 2010 | 00 VANCE COUNTY TAXES    | 18,236,657.59      | 7,120.03               | 17,910,159.21        |                       | 30,093.71          |              | 296,404.67       |
|      | A ASSESSMENT             | 1,959,510.00       |                        | 1,878,860.06         |                       | 11,995.00          |              | 68,654.94        |
|      | L LATE LISTING           | 20,586.48          |                        | 13,955.05            |                       | 5,200.61           |              | 1,430.82         |
|      | * YEAR TOTAL             | 20,216,754.07      | 7,120.03               | 19,802,974.32        |                       | 47,289.32          | 98.19        | 366,490.43       |
| 2011 | 00 VANCE COUNTY TAXES    | 18,773,059.43      | 238,861.19             | 17,961,330.52        |                       | 275,370.15         |              | 536,358.76       |
|      | A ASSESSMENT             | 2,029,845.00       | 15,210.00              | 1,882,111.71         |                       | 32,767.50          |              | 114,965.79       |
|      | L LATE LISTING           | 64,093.56          | 52,876.14              | 34,704.33            |                       | 18,295.45          |              | 11,093.78        |
|      | * YEAR TOTAL             | 20,866,997.99      | 306,947.33             | 19,878,146.56        |                       | 326,433.10         | 96.83        | 662,418.33       |
| 2012 | 00 VANCE COUNTY TAXES    | 19,548,666.26      | 316,383.78             | 18,187,973.14        |                       | 184,868.64         |              | 1,175,824.48     |
|      | A ASSESSMENT             | 2,045,877.50       | 27,147.50              | 1,807,562.35         |                       | 35,242.50          |              | 203,072.65       |
|      | L LATE LISTING           | 72,202.47          | 53,537.36              | 45,729.11            |                       | 13,159.14          |              | 13,314.22        |
|      | * YEAR TOTAL             | 21,666,746.23      | 397,068.64             | 20,041,264.60        |                       | 233,270.28         | 93.58        | 1,392,211.35     |
| 2013 | 00 VANCE COUNTY TAXES    | 46,026.69          | 46,026.69              | 10,642.55            |                       | 3,618.45           |              | 31,765.69        |
|      | A ASSESSMENT             | 1,977.50           | 1,977.50               | 1,013.14             |                       | 207.50             |              | 756.86           |
|      | L LATE LISTING           | 1,966.77           | 1,966.77               | 1,408.87             |                       |                    |              | 557.90           |
|      | * YEAR TOTAL             | 49,970.96          | 49,970.96              | 13,064.56            |                       | 3,825.95           | 33.81        | 33,080.45        |
| **   | REV UNT TOT              | 129,289,611.33     | 836,000.20             | 125,460,888.08       |                       | 832,745.56         | 97.69        | 2,995,977.69     |

DATE 4 13 100 REAL AND LISTED PERSONAL  
 TIME 18:59:54 REVENUE UNIT: ALL  
 USER CINDY

VANCE COUNTY  
 LEVY COLLECTED REPORT  
 AS OF RUN DATE

REVENUE UNIT/YEAR

PAGE 9  
 PROG# CL2237

| YEAR | REVENUE UNIT CHARGE TYPE | (A) LEVY ORIG/DISC | DISC BILLS INCL IN (A) | (B) LEVY PAID/DSCNTS | DISCOUNTS INCL IN (B) | (C) NET ABATEMENTS | B+C/A COLL % | LEVY OUTSTANDING |
|------|--------------------------|--------------------|------------------------|----------------------|-----------------------|--------------------|--------------|------------------|
| 2002 | 12 FIRE DISTRICT TAXES   | 4,124.55           |                        | 3,317.20             |                       | 807.35             |              |                  |
|      | * YEAR TOTAL             | 4,124.55           |                        | 3,317.20             |                       | 807.35             | 100.00       |                  |
| 2003 | 12 FIRE DISTRICT TAXES   | 6,729.53           |                        | 5,920.37             |                       | 46.66              |              | 762.50           |
|      | * YEAR TOTAL             | 6,729.53           |                        | 5,920.37             |                       | 46.66              | 88.67        | 762.50           |
| 2004 | 12 FIRE DISTRICT TAXES   | 8,740.21           | 28.59                  | 8,002.30             |                       | 49.21              |              | 688.70           |
|      | * YEAR TOTAL             | 8,740.21           | 28.59                  | 8,002.30             |                       | 49.21              | 92.13        | 688.70           |
| 2005 | 12 FIRE DISTRICT TAXES   | 13,511.98          |                        | 12,727.34            |                       | 44.64              |              | 740.00           |
|      | * YEAR TOTAL             | 13,511.98          |                        | 12,727.34            |                       | 44.64              | 94.53        | 740.00           |
| 2006 | 12 FIRE DISTRICT TAXES   | 89,836.07          | 404.13                 | 88,940.30            |                       | 12.10              |              | 883.67           |
|      | * YEAR TOTAL             | 89,836.07          | 404.13                 | 88,940.30            |                       | 12.10              | 99.02        | 883.67           |
| 2007 | 12 FIRE DISTRICT TAXES   | 342,310.78         | 723.66                 | 341,274.00           |                       | 43.32              |              | 993.46           |
|      | * YEAR TOTAL             | 342,310.78         | 723.66                 | 341,274.00           |                       | 43.32              | 99.71        | 993.46           |
| 2008 | 12 FIRE DISTRICT TAXES   | 397,167.68         | 1,220.07               | 395,394.08           |                       | 147.79             |              | 1,625.81         |
|      | L LATE LISTING           |                    |                        | .17                  |                       | .17-               |              |                  |
|      | * YEAR TOTAL             | 397,167.68         | 1,220.07               | 395,394.25           |                       | 147.62             | 99.60        | 1,625.81         |
| 2009 | 12 FIRE DISTRICT TAXES   | 403,358.41         | 120.39                 | 399,824.70           |                       | 155.99             |              | 3,377.72         |
|      | * YEAR TOTAL             | 403,358.41         | 120.39                 | 399,824.70           |                       | 155.67             | 99.17        | 3,378.04         |
| 2010 | 12 FIRE DISTRICT TAXES   | 402,066.06         | 234.41                 | 395,117.41           |                       | 415.15             |              | 6,533.50         |
|      | L LATE LISTING           |                    |                        | .72                  |                       | 1.04-              |              | .32              |
|      | * YEAR TOTAL             | 402,066.06         | 234.41                 | 395,118.13           |                       | 414.43             | 98.38        | 6,533.50         |
| 2011 | 12 FIRE DISTRICT TAXES   | 413,720.18         | 4,886.84               | 396,326.95           |                       | 5,560.82           |              | 11,832.41        |
|      | L LATE LISTING           | 1,123.56           | 859.87                 | 592.39               |                       | 367.12             |              | 164.05           |
|      | * YEAR TOTAL             | 414,843.74         | 5,746.71               | 396,919.34           |                       | 5,927.94           | 97.11        | 11,996.46        |

DATE 4-13 100 REAL AND LISTED PERSONAL  
 TIME 18:55:54 REVENUE UNIT: ALL  
 USER CINDY

VANCE COUNTY  
 LEVY COLLECTED REPORT  
 AS OF RUN DATE

REVENUE UNIT/YEAR

PAGE 10  
 PROG# CL2237

| YEAR | REVENUE UNIT<br>CHARGE TYPE | (A) LEVY<br>ORIG/DISC | DISC BILLS<br>INCL IN (A) | (B) LEVY<br>PAID/DSCNTS | DISCOUNTS<br>INCL IN (B) | (C) NET<br>ABATEMENTS | B+C/A<br>COLL % | LEVY<br>OUTSTANDING |
|------|-----------------------------|-----------------------|---------------------------|-------------------------|--------------------------|-----------------------|-----------------|---------------------|
| 2012 | 12 FIRE DISTRICT TAXES      | 666,989.76            | 7,258.56                  | 624,247.10              |                          | 5,551.49              |                 | 37,191.17           |
|      | L LATE LISTING              | 1,961.06              | 1,180.07                  | 1,458.85                |                          | 367.54                |                 | 134.67              |
|      | * YEAR TOTAL                | 668,950.82            | 8,438.63                  | 625,705.95              |                          | 5,919.03              | 94.43           | 37,325.84           |
| 2013 | 12 FIRE DISTRICT TAXES      | 1,651.44              | 1,651.44                  | 214.28                  |                          | 160.90                |                 | 1,276.26            |
|      | L LATE LISTING              | 22.69                 | 22.69                     | .97                     |                          |                       |                 | 21.72               |
|      | * YEAR TOTAL                | 1,674.13              | 1,674.13                  | 215.25                  |                          | 160.90                | 22.47           | 1,297.98            |
|      | ** REV UNT TOT              | 2,753,313.96          | 18,590.72                 | 2,673,359.13            |                          | 13,728.87             | 97.60           | 66,225.96           |
|      | *** GROUP TOTAL             | 161,893,405.93        | 1,137,115.79              | 156,942,226.12          |                          | 1,125,719.51          | 97.64           | 3,825,460.30        |

DATE 4-13-13  
 TIME 18:54:54  
 USER CINDY

150 PUBLIC UTILITIES  
 REVENUE UNIT: ALL

VANCE COUNTY  
 LEVY COLLECTED REPORT  
 AS OF RUN DATE

REVENUE UNIT/YEAR

PAGE 11  
 PROG# CL2237

| YEAR | REVENUE UNIT<br>CHARGE TYPE | (A) LEVY<br>ORIG/DISC | DISC BILLS<br>INCL IN (A) | (B) LEVY<br>PAID/DSCNTS | DISCOUNTS<br>INCL IN (B) | (C) NET<br>ABATEMENTS | B+C/A<br>COLL % | LEVY<br>OUTSTANDING |
|------|-----------------------------|-----------------------|---------------------------|-------------------------|--------------------------|-----------------------|-----------------|---------------------|
| 2003 | 00 VANCE COUNTY<br>TAXES    | 77.41                 |                           | 74.57                   |                          |                       |                 | 2.84                |
|      | * YEAR TOTAL                | 77.41                 |                           | 74.57                   |                          |                       | 96.34           | 2.84                |
| 2006 | 00 VANCE COUNTY<br>TAXES    | 354,990.15            |                           | 354,990.15              |                          |                       |                 |                     |
|      | * YEAR TOTAL                | 354,990.15            |                           | 354,990.15              |                          |                       | 100.00          |                     |
| 2007 | 00 VANCE COUNTY<br>TAXES    | 559,394.08            |                           | 559,394.08              |                          |                       |                 |                     |
|      | L LATE LISTING              | 12.67                 |                           | 12.67                   |                          |                       |                 |                     |
|      | * YEAR TOTAL                | 559,406.75            |                           | 559,406.75              |                          |                       | 100.00          |                     |
| 2008 | 00 VANCE COUNTY<br>TAXES    | 641,262.39            |                           | 641,262.39              |                          |                       |                 |                     |
|      | * YEAR TOTAL                | 641,262.39            |                           | 641,262.39              |                          |                       | 100.00          |                     |
| 2009 | 00 VANCE COUNTY<br>TAXES    | 622,975.47            |                           | 622,975.47              |                          |                       |                 |                     |
|      | L LATE LISTING              | 24.24                 |                           | 24.24                   |                          |                       |                 |                     |
|      | * YEAR TOTAL                | 622,999.71            |                           | 622,999.71              |                          |                       | 100.00          |                     |
| 2010 | 00 VANCE COUNTY<br>TAXES    | 605,674.17            |                           | 605,674.17              |                          |                       |                 |                     |
|      | * YEAR TOTAL                | 605,674.17            |                           | 605,674.17              |                          |                       | 100.00          |                     |
| 2011 | 00 VANCE COUNTY<br>TAXES    | 609,356.48            |                           | 609,356.48              |                          |                       |                 |                     |
|      | * YEAR TOTAL                | 609,356.48            |                           | 609,356.48              |                          |                       | 100.00          |                     |
| 2012 | 00 VANCE COUNTY<br>TAXES    | 607,921.29            |                           | 607,921.29              |                          |                       |                 |                     |
|      | * YEAR TOTAL                | 607,921.29            |                           | 607,921.29              |                          |                       | 100.00          |                     |
|      | ** REV UNT TOT              | 4,001,688.35          |                           | 4,001,685.51            |                          |                       | 100.00          | 2.84                |

DATE 4/13 150 PUBLIC UTILITIES  
 TIME 18:55:54 REVENUE UNIT: ALL  
 USER CINDY

VANCE COUNTY  
 LEVY COLLECTED REPORT  
 AS OF RUN DATE

REVENUE UNIT/YEAR

PAGE 15  
 PROG# CL2237

| YEAR | REVENUE UNIT<br>CHARGE TYPE | (A) LEVY<br>ORIG/DISC | DISC BILLS<br>INCL IN (A) | (B) LEVY<br>PAID/DSCNTS | DISCOUNTS<br>INCL IN (B) | (C) NET<br>ABATEMENTS | B+C/A<br>COLL % | LEVY<br>OUTSTANDING |
|------|-----------------------------|-----------------------|---------------------------|-------------------------|--------------------------|-----------------------|-----------------|---------------------|
| 2006 | 12 FIRE DISTRICT<br>TAXES   | 7,269.34              |                           | 7,269.34                |                          |                       |                 |                     |
| *    | YEAR TOTAL                  | 7,269.34              |                           | 7,269.34                |                          |                       | 100.00          |                     |
| 2007 | 12 FIRE DISTRICT<br>TAXES   | 9,800.62              |                           | 9,800.62                |                          |                       |                 |                     |
| *    | YEAR TOTAL                  | 9,800.62              |                           | 9,800.62                |                          |                       | 100.00          |                     |
| 2008 | 12 FIRE DISTRICT<br>TAXES   | 10,987.24             |                           | 10,987.24               |                          |                       |                 |                     |
| *    | YEAR TOTAL                  | 10,987.24             |                           | 10,987.24               |                          |                       | 100.00          |                     |
| 2009 | 12 FIRE DISTRICT<br>TAXES   | 10,969.95             |                           | 10,969.95               |                          |                       |                 |                     |
| *    | YEAR TOTAL                  | 10,969.95             |                           | 10,969.95               |                          |                       | 100.00          |                     |
| 2010 | 12 FIRE DISTRICT<br>TAXES   | 10,818.60             |                           | 10,818.60               |                          |                       |                 |                     |
| *    | YEAR TOTAL                  | 10,818.60             |                           | 10,818.60               |                          |                       | 100.00          |                     |
| 2011 | 12 FIRE DISTRICT<br>TAXES   | 11,212.98             |                           | 11,212.98               |                          |                       |                 |                     |
| *    | YEAR TOTAL                  | 11,212.98             |                           | 11,212.98               |                          |                       | 100.00          |                     |
| 2012 | 12 FIRE DISTRICT<br>TAXES   | 17,464.01             |                           | 17,464.01               |                          |                       |                 |                     |
| *    | YEAR TOTAL                  | 17,464.01             |                           | 17,464.01               |                          |                       | 100.00          |                     |
| **   | REV UNT TOT                 | 78,522.74             |                           | 78,522.74               |                          |                       | 100.00          |                     |
| ***  | GROUP TOTAL                 | 5,416,233.37          |                           | 5,416,228.61            |                          |                       | 100.00          | 4.76                |

DATE 4/13 200 REGISTERED VEHICLE  
 TIME 18:37:54 REVENUE UNIT: ALL  
 USER CINDY

VANCE COUNTY  
 LEVY COLLECTED REPORT  
 AS OF RUN DATE

REVENUE UNIT/YEAR

PAGE 16  
 PROG# CL2237

| YEAR | REVENUE UNIT<br>CHARGE TYPE | (A) LEVY<br>ORIG/DISC | DISC BILLS<br>INCL IN (A) | (B) LEVY<br>PAID/DSCNTS | DISCOUNTS<br>INCL IN (B) | (C) NET<br>ABATEMENTS | B+C/A<br>COLL % | LEVY<br>OUTSTANDING |
|------|-----------------------------|-----------------------|---------------------------|-------------------------|--------------------------|-----------------------|-----------------|---------------------|
| 2000 | 00 VANCE COUNTY<br>TAXES    | 51,147.03             |                           | 15,739.14               |                          | 35,307.78             |                 | 100.11              |
| *    | YEAR TOTAL                  | 51,147.03             |                           | 15,739.14               |                          | 35,307.78             | 99.81           | 100.11              |
| 2001 | 00 VANCE COUNTY<br>TAXES    | 61,032.85             |                           | 19,463.85               |                          | 41,562.69             |                 | 6.31                |
| *    | YEAR TOTAL                  | 61,032.85             |                           | 19,463.85               |                          | 41,562.69             | 99.99           | 6.31                |
| 2002 | 00 VANCE COUNTY<br>TAXES    | 64,790.81             |                           | 28,623.03               |                          | 36,167.78             |                 |                     |
| *    | YEAR TOTAL                  | 64,790.81             |                           | 28,623.03               |                          | 36,167.78             | 100.00          |                     |
| 2003 | 00 VANCE COUNTY<br>TAXES    | 65,201.36             |                           | 32,898.51               |                          |                       |                 | 32,302.85           |
| *    | YEAR TOTAL                  | 65,201.36             |                           | 32,898.51               |                          |                       | 50.46           | 32,302.85           |
| 2004 | 00 VANCE COUNTY<br>TAXES    | 79,393.27             |                           | 47,839.27               |                          |                       |                 | 31,554.00           |
| *    | YEAR TOTAL                  | 79,393.27             |                           | 47,839.27               |                          |                       | 60.26           | 31,554.00           |
| 2005 | 00 VANCE COUNTY<br>TAXES    | 232,362.23            |                           | 200,104.57              |                          | 40.07                 |                 | 32,217.59           |
| *    | YEAR TOTAL                  | 232,362.23            |                           | 200,104.57              |                          | 40.07                 | 86.14           | 32,217.59           |
| 2006 | 00 VANCE COUNTY<br>TAXES    | 1,709,684.20          |                           | 1,676,046.33            |                          | 189.96                |                 | 33,447.91           |
| L    | LATE LISTING                | .30-                  |                           | .30-                    |                          |                       |                 |                     |
| *    | YEAR TOTAL                  | 1,709,683.90          |                           | 1,676,046.03            |                          | 189.96                | 98.05           | 33,447.91           |
| 2007 | 00 VANCE COUNTY<br>TAXES    | 2,672,490.30          |                           | 2,638,683.93            |                          | 515.20                |                 | 33,291.17           |
| *    | YEAR TOTAL                  | 2,672,490.30          |                           | 2,638,683.93            |                          | 515.20                | 98.76           | 33,291.17           |
| 2008 | 00 VANCE COUNTY<br>TAXES    | 2,377,859.90          |                           | 2,348,332.37            |                          | 351.47                |                 | 29,176.06           |
| L    | LATE LISTING                | .03-                  |                           | .03-                    |                          |                       |                 |                     |
| *    | YEAR TOTAL                  | 2,377,859.87          |                           | 2,348,332.34            |                          | 351.47                | 98.78           | 29,176.06           |
| 2009 | 00 VANCE COUNTY<br>TAXES    | 2,026,433.15          |                           | 1,992,717.06            |                          | 1,565.87              |                 | 32,150.22           |
| L    | LATE LISTING                | .02-                  |                           | .02-                    |                          |                       |                 |                     |
| *    | YEAR TOTAL                  | 2,026,433.13          |                           | 1,992,717.04            |                          | 1,565.87              | 98.42           | 32,150.22           |



DATE 4/13 200 REGISTERED VEHICLE  
 TIME 18:54 REVENUE UNIT: ALL  
 USER CINDY

VANCE COUNTY  
 LEVY COLLECTED REPORT  
 AS OF RUN DATE

REVENUE UNIT/YEAR

PAGE 17  
 PROG# CL2237

| YEAR    | REVENUE UNIT<br>CHARGE TYPE | (A) LEVY<br>ORIG/DISC | DISC BILLS<br>INCL IN (A) | (B) LEVY<br>PAID/DSCNTS | DISCOUNTS<br>INCL IN (B) | (C) NET B+C/A<br>ABATEMENTS COLL % | LEVY<br>OUTSTANDING |
|---------|-----------------------------|-----------------------|---------------------------|-------------------------|--------------------------|------------------------------------|---------------------|
| 2010 00 | VANCE COUNTY<br>TAXES       | 1,794,422.05          | 3,658.97                  | 1,733,750.19            |                          | 27,107.97                          | 33,563.89           |
| *       | YEAR TOTAL                  | 1,794,422.05          | 3,658.97                  | 1,733,750.19            |                          | 27,107.97 98.13                    | 33,563.89           |
| 2011 00 | VANCE COUNTY<br>TAXES       | 2,231,343.97          | 11,437.28                 | 2,126,815.33            |                          | 48,998.50                          | 55,530.14           |
| *       | YEAR TOTAL                  | 2,231,343.97          | 11,437.28                 | 2,126,815.33            |                          | 48,998.50 97.52                    | 55,530.14           |
| 2012 00 | VANCE COUNTY<br>TAXES       | 1,965,319.36          | 5,337.29                  | 1,535,161.47            |                          | 43,497.96                          | 386,659.93          |
| *       | YEAR TOTAL                  | 1,965,319.36          | 5,337.29                  | 1,535,161.47            |                          | 43,497.96 80.33                    | 386,659.93          |
| 2013 00 | VANCE COUNTY<br>TAXES       | 807.14                |                           | 473.70                  |                          |                                    | 333.44              |
| *       | YEAR TOTAL                  | 807.14                |                           | 473.70                  |                          | 58.69                              | 333.44              |
| **      | REV UNT TOT                 | 15,332,287.27         | 20,433.54                 | 14,396,648.40           |                          | 235,305.25 95.44                   | 700,333.62          |

DATE 4/13/13 200 REGISTERED VEHICLE  
 TIME 18:54 REVENUE UNIT: ALL  
 USER CINDY

VANCE COUNTY  
 LEVY COLLECTED REPORT  
 AS OF RUN DATE

REVENUE UNIT/YEAR

PAGE 24  
 PROG# CL2237

| YEAR | REVENUE UNIT<br>CHARGE TYPE | (A) LEVY<br>ORIG/DISC | DISC BILLS<br>INCL IN (A) | (B) LEVY<br>PAID/DSCNTS | DISCOUNTS<br>INCL IN (B) | (C) NET<br>ABATEMENTS | B+C/A<br>COLL % | LEVY<br>OUTSTANDING |
|------|-----------------------------|-----------------------|---------------------------|-------------------------|--------------------------|-----------------------|-----------------|---------------------|
| 2002 | 12 FIRE DISTRICT TAXES      | 727.43                |                           | 385.85                  |                          | 341.58                |                 |                     |
| *    | YEAR TOTAL                  | 727.43                |                           | 385.85                  |                          | 341.58                | 100.00          |                     |
| 2003 | 12 FIRE DISTRICT TAXES      | 1,378.08              |                           | 770.12                  |                          |                       |                 | 607.96              |
| *    | YEAR TOTAL                  | 1,378.08              |                           | 770.12                  |                          |                       | 55.89           | 607.96              |
| 2004 | 12 FIRE DISTRICT TAXES      | 1,770.44              |                           | 1,128.38                |                          |                       |                 | 642.06              |
| *    | YEAR TOTAL                  | 1,770.44              |                           | 1,128.38                |                          |                       | 63.74           | 642.06              |
| 2005 | 12 FIRE DISTRICT TAXES      | 5,276.33              |                           | 4,639.30                |                          | 1.32                  |                 | 635.71              |
| *    | YEAR TOTAL                  | 5,276.33              |                           | 4,639.30                |                          | 1.32                  | 87.96           | 635.71              |
| 2006 | 12 FIRE DISTRICT TAXES      | 40,840.25             |                           | 40,211.40               |                          | 5.03                  |                 | 623.82              |
| *    | YEAR TOTAL                  | 40,840.25             |                           | 40,211.40               |                          | 5.03                  | 98.48           | 623.82              |
| 2007 | 12 FIRE DISTRICT TAXES      | 63,154.07             |                           | 62,459.94               |                          | 12.65                 |                 | 681.48              |
| *    | YEAR TOTAL                  | 63,154.07             |                           | 62,459.94               |                          | 12.65                 | 98.93           | 681.48              |
| 2008 | 12 FIRE DISTRICT TAXES      | 56,307.26             |                           | 55,720.80               |                          | 7.55                  |                 | 578.91              |
| *    | YEAR TOTAL                  | 56,307.26             |                           | 55,720.80               |                          | 7.55                  | 98.98           | 578.91              |
| 2009 | 12 FIRE DISTRICT TAXES      | 48,832.57             |                           | 48,021.25               |                          | 37.18                 |                 | 774.14              |
| *    | YEAR TOTAL                  | 48,832.57             |                           | 48,021.25               |                          | 37.18                 | 98.42           | 774.14              |
| 2010 | 12 FIRE DISTRICT TAXES      | 42,756.54             | 102.48                    | 41,691.15               |                          | 261.53                |                 | 803.86              |
| *    | YEAR TOTAL                  | 42,756.54             | 102.48                    | 41,691.15               |                          | 261.53                | 98.12           | 803.86              |
| 2011 | 12 FIRE DISTRICT TAXES      | 53,858.96             | 284.46                    | 51,662.32               |                          | 963.40                |                 | 1,233.24            |
| *    | YEAR TOTAL                  | 53,858.96             | 284.46                    | 51,662.32               |                          | 963.40                | 97.72           | 1,233.24            |
| 2012 | 12 FIRE DISTRICT            |                       |                           |                         |                          |                       |                 |                     |

DATE 4/13 200 REGISTERED VEHICLE  
 TIME 18:04 REVENUE UNIT: ALL  
 USER CINDY

VANCE COUNTY  
 LEVY COLLECTED REPORT  
 AS OF RUN DATE

REVENUE UNIT/YEAR

PAGE 25  
 PROG# CL2237

| YEAR    | REVENUE UNIT CHARGE TYPE | (A) LEVY ORIG/DISC | DISC BILLS INCL IN (A) | (B) LEVY PAID/DSCNTS | DISCOUNTS INCL IN (B) | (C) NET ABATEMENTS | B+C/A COLL % | LEVY OUTSTANDING |
|---------|--------------------------|--------------------|------------------------|----------------------|-----------------------|--------------------|--------------|------------------|
|         | TAXES                    | 60,640.63          | 169.99                 | 48,134.18            |                       | 952.26             |              | 11,554.19        |
| *       | YEAR TOTAL               | 60,640.63          | 169.99                 | 48,134.18            |                       | 952.26             | 80.95        | 11,554.19        |
| 2013 12 | FIRE DISTRICT TAXES      | 29.17              |                        | 12.11                |                       |                    |              | 17.06            |
| *       | YEAR TOTAL               | 29.17              |                        | 12.11                |                       |                    | 41.52        | 17.06            |
| **      | REV UNT TOT              | 375,571.73         | 556.93                 | 354,836.80           |                       | 2,582.50           | 95.17        | 18,152.43        |
| ***     | GROUP TOTAL              | 19,571,698.66      | 24,965.02              | 18,280,768.88        |                       | 327,788.70         | 95.08        | 963,141.08       |

DATE 4/03  
TIME 18:04  
USER CINDY

200 REGISTERED VEHICLE  
REVENUE UNIT: ALL

VANCE COUNTY  
LEVY COLLECTED REPORT  
AS OF RUN DATE

REVENUE UNIT/YEAR

PAGE 26  
PROG# CL2237

| YEAR | REVENUE UNIT<br>CHARGE TYPE | (A) LEVY<br>ORIG/DISC | DISC BILLS<br>INCL IN (A) | (B) LEVY<br>PAID/DSCNTS | DISCOUNTS<br>INCL IN (B) | (C) NET B+C/A<br>ABATEMENTS COLL % | LEVY<br>OUTSTANDING |
|------|-----------------------------|-----------------------|---------------------------|-------------------------|--------------------------|------------------------------------|---------------------|
| **** | GRAND TOTAL                 | 186,881,337.96        | 1,162,080.81              | 180,639,223.61          |                          | 1,453,508.21 97.44                 | 4,788,606.14        |

DATE 5/01/13  
 TIME 10:09  
 USER CINL

VANCE COUNTY  
 TAX COLLECTIONS REPORT ALL RGCDS BY UNIT/YEAR  
 DEPOSIT DATE RANGE 4/01/2013 THRU 4/30/2013  
 YEAR RANGE 2000 THRU 2012

PAGE 1  
 PROG# CL2223A

REVENUE UNIT: 00 VANCE COUNTY

| YEAR                                     | BEGINNING LEVY | ADDITIONS<br>TO LEVY MTD | ADDITIONS YTD | DISCOUNTS AND<br>RELEASES<br>TO LEVY MTD | DISCOUNTS AND<br>RELEASES YTD | ADJUSTED LEVY | COLLECTED MTD         | COLLECTED YTD | ENDING BALANCE |
|--|----------------|--------------------------|---------------|--|-------------------------------|---------------|-----------------------|---------------|----------------|
| 2012                                     | 19,250,947.59  | 6,879.96                 | 3,367,978.26  | 15,406.81                                | 666,342.21                    | 21,952,583.64 | 723,996.35            | 20,376,785.01 | 1,575,798.63   |
| 2011                                     | 1,356,774.91   | 317.20                   | 17,150.48     | 2,225.18                                 | 31,789.61                     | 1,342,135.78  | 37,243.33             | 739,153.10    | 602,982.68     |
| 2010                                     | 522,574.40     |                          | 4,236.70      | 1,709.69                                 | 9,629.43                      | 517,181.67    | 17,799.84             | 185,782.29    | 331,399.38     |
| 2009                                     | 246,028.53     |                          | 1,015.80      | 1,709.69                                 | 5,916.81                      | 241,127.52    | 5,432.01              | 64,938.32     | 176,189.20     |
| 2008                                     | 170,653.11     |                          | 1,036.59      | 1,715.06                                 | 5,612.76                      | 166,076.94    | 2,315.21              | 42,113.22     | 123,963.72     |
| 2007                                     | 95,584.23      |                          | 1,544.46      | 322.18                                   | 4,484.85                      | 92,643.84     | 309.26                | 12,246.05     | 80,397.79      |
| 2006                                     | 85,384.00      |                          | 101.20        | 70.84                                    | 2,473.76                      | 83,011.44     | 795.13                | 9,688.23      | 73,323.21      |
| 2005                                     | 75,851.20      |                          | 23.00         | 86.48                                    | 2,337.31                      | 73,536.89     | 359.45                | 7,879.37      | 65,657.52      |
| 2004                                     | 66,269.11      |                          | 22.50         | 84.60                                    | 2,211.03                      | 64,080.58     | 233.32                | 4,860.65      | 59,219.93      |
| 2003                                     | 68,512.22      |                          |               | 334.84                                   | 2,454.28                      | 66,057.94     | 373.13                | 3,614.48      | 62,443.46      |
| 2002                                     | 72,845.15      |                          |               |  | 72,047.97                     | 797.18        |                       | 406.28        | 390.90         |
| 2001                                     | 3,319.62       |                          |               |  | 684.68                        | 2,634.94      |                       | 126.25        | 2,508.69       |
| 2000                                     | 2,253.70       |                          |               |  | 684.68                        | 1,569.02      |                       | 17.05         | 1,551.97       |
| TOTAL                                    | 22,016,997.77  | 7,197.16                 | 3,393,108.99  | 23,665.37                                | 806,669.38                    | 24,603,437.38 | 788,857.03            | 21,447,610.30 | 3,155,827.08   |
| CURRENT INTEREST & COLLECTORS FEES       |                |                          |               |  |                               |               | 47,768.38             | 253,202.39    |                |
| PRIOR INTEREST & COLLECTORS FEES         |                |                          |               |  |                               |               | 20,256.57             | 291,809.27    |                |
| TOTAL INTEREST & COLLECTORS FEES         |                |                          |               |  |                               |               | 68,024.95             | 545,011.66    |                |
| TOTAL PRIOR YEARS TAXES                  |                |                          |               |  |                               |               | 64,860.68             | 1,070,825.29  |                |
| TOTAL TAXES & INTEREST & COLLECTORS FEES |                |                          |               |  |                               |               | 856,881.98            | 21,992,621.96 |                |
| DISCOVERIES TAXES & INTEREST             |                |                          |               |  |                               |               |                       |               |                |
| NET                                      |                |                          |               |  |                               |               | 856,881.98            | 21,992,621.96 |                |
| CURRENT YEAR PERCENTAGE 92.82            |                |                          |               |  |                               |               | DMV INTEREST 1,928.02 | 23,652.13     |                |

VANCE COUNTY  
 TAX COLLECTIONS REPORT ALL RGCDS BY UNIT/YEAR  
 DEPOSIT DATE RANGE 4/01/2013 THRU 4/30/2013  
 YEAR RANGE 2000 THRU 2012

REVENUE UNIT: 12 FIRE DISTRICT

| YEAR                                     | BEGINNING LEVY | ADDITIONS TO LEVY MTD | ADDITIONS YTD | DISCOUNTS AND RELEASES TO LEVY MTD | DISCOUNTS AND RELEASES YTD | ADJUSTED LEVY | COLLECTED MTD | COLLECTED YTD | ENDING BALANCE |
|--|----------------|-----------------------|---------------|------------------------------------|----------------------------|---------------|---------------|---------------|----------------|
| 2012                                     | 660,512.19     | 193.58                | 102,021.01    | 366.32                             | 22,349.03                  | 740,184.17    | 18,445.86     | 691,304.14    | 48,880.03      |
| 2011                                     | 30,572.15      | 6.24                  | 377.59        | 57.76                              | 660.00                     | 30,289.74     | 905.78        | 17,060.04     | 13,229.70      |
| 2010                                     | 11,913.01      |                       | 120.06        | 45.67                              | 231.99                     | 11,801.08     | 414.22        | 4,463.72      | 7,337.36       |
| 2009                                     | 5,717.58       |                       | 33.77         | 45.67                              | 138.52                     | 5,612.83      | 142.13        | 1,460.65      | 4,152.18       |
| 2008                                     | 3,350.59       |                       | 33.77         | 44.71                              | 126.38                     | 3,257.98      | 47.94         | 1,053.26      | 2,204.72       |
| 2007                                     | 2,037.41       |                       | 50.36         | 7.61                               | 95.67                      | 1,992.10      | 8.04          | 317.16        | 1,674.94       |
| 2006                                     | 1,768.63       |                       | 3.30          | .39                                | 32.45                      | 1,739.48      | 12.61         | 231.99        | 1,507.49       |
| 2005                                     | 1,590.84       |                       | .75           | .90                                | 36.20                      | 1,555.39      | 10.53         | 179.68        | 1,375.71       |
| 2004                                     | 1,469.18       |                       | .75           | .90                                | 28.95                      | 1,440.98      | 5.17          | 110.22        | 1,330.76       |
| 2003                                     | 1,488.69       |                       |               | 8.46                               | 37.47                      | 1,451.22      | 8.76          | 80.76         | 1,370.46       |
| 2002                                     | 1,134.80       |                       |               |                                    | 1,120.47                   | 14.33         |               | 14.33         |                |
| 2001                                     |                |                       |               |                                    |                            |               |               |               |                |
| TOTAL                                    | 721,555.07     | 199.82                | 102,641.36    | 578.39                             | 24,857.13                  | 799,339.30    | 20,001.04     | 716,275.95    | 83,063.35      |
| CURRENT INTEREST & COLLECTORS FEES       |                |                       |               |                                    |                            |               | 591.18        | 2,689.43      |                |
| PRIOR INTEREST & COLLECTORS FEES         |                |                       |               |                                    |                            |               | 393.97        | 3,675.36      |                |
| TOTAL INTEREST & COLLECTORS FEES         |                |                       |               |                                    |                            |               | 985.15        | 6,364.79      |                |
| TOTAL PRIOR YEARS TAXES                  |                |                       |               |                                    |                            |               | 1,555.18      | 24,971.81     |                |
| TOTAL TAXES & INTEREST & COLLECTORS FEES |                |                       |               |                                    |                            |               | 20,986.19     | 722,640.74    |                |
| DISCOVERIES TAXES & INTEREST             |                |                       |               |                                    |                            |               |               |               |                |
| NET                                      |                |                       |               |                                    |                            |               | 20,986.19     | 722,640.74    |                |
| CURRENT YEAR PERCENTAGE                  | 93.39          |                       |               |                                    |                            | DMV INTEREST  | 55.47         | 615.83        |                |

DATE 5/13  
 TIME 10:11  
 USER CIND

VANCE COUNTY  
 TAX COLLECTIONS REPORT ALL RGCDS BY UNIT/YEAR  
 DEPOSIT DATE RANGE 4/01/2013 THRU 4/30/2013  
 YEAR RANGE 2000 THRU 2012

PAGE 3  
 PROG# CL2223B

ASSESSMENT CODE: SWF SOLID WASTE

| YEAR                    | BEGINNING LEVY | ADDITIONS<br>TO LEVY MTD | ADDITIONS YTD | RELEASES<br>TO LEVY MTD | RELEASES YTD | ADJUSTED LEVY | COLLECTED MTD | COLLECTED YTD | ENDING BALANCE |
|-------------------------|----------------|--------------------------|---------------|-------------------------|--------------|---------------|---------------|---------------|----------------|
| 2012                    | 2,018,730.00   | 420.00                   | 88,047.50     | 12,600.00               | 96,142.50    | 2,010,635.00  | 48,576.77     | 1,807,562.35  | 203,072.65     |
| 2011                    | 183,119.68     | 210.00                   | 1,050.00      | 945.00                  | 4,410.00     | 179,759.68    | 6,644.10      | 64,793.89     | 114,965.79     |
| 2010                    | 96,367.59      |                          | 515.00        | 512.50                  | 2,977.50     | 93,905.09     | 2,388.41      | 25,250.15     | 68,654.94      |
| 2009                    | 43,370.90      |                          | 102.50        | 512.50                  | 1,947.50     | 41,525.90     | 1,093.76      | 10,983.65     | 30,542.25      |
| 2008                    | 33,244.97      |                          | 102.50        | 512.50                  | 1,742.50     | 31,604.97     | 132.84        | 5,223.63      | 26,381.34      |
| 2007                    | 18,703.16      |                          | 285.00        | 95.00                   | 1,045.00     | 17,943.16     | 50.59         | 2,398.39      | 15,544.77      |
| 2006                    | 18,152.22      |                          |               |                         | 630.00       | 17,522.22     |               | 1,660.18      | 15,862.04      |
| 2005                    | 14,802.42      |                          |               | 90.00                   | 720.00       | 14,082.42     | 28.49         | 1,198.91      | 12,883.51      |
| 2004                    | 10,172.76      |                          |               | 75.00                   | 525.00       | 9,647.76      | 75.00         | 813.48        | 8,834.28       |
| 2003                    | 11,369.20      |                          |               | 75.00                   | 600.00       | 10,769.20     | 175.56        | 843.16        | 9,926.04       |
| 2002                    | 11,574.01      |                          |               |                         | 11,250.15    | 323.86        |               | 323.86        |                |
| 2001                    | 300.00         |                          |               |                         | 75.00        | 225.00        |               |               | 225.00         |
| 2000                    | 150.00         |                          |               |                         | 75.00        | 75.00         |               |               | 75.00          |
| TOTAL                   | 2,460,056.91   | 630.00                   | 90,102.50     | 15,417.50               | 122,140.15   | 2,428,019.26  | 59,064.34     | 1,921,051.65  | 506,967.61     |
| TOTAL PRIOR YEARS       |                |                          |               |                         |              |               | 10,487.57     | 113,489.30    |                |
| CURRENT YEAR PERCENTAGE |                | 89.90                    |               |                         |              |               |               |               |                |





# *Water District Board*

**CHANGE ORDER NO. Draft**

Date of Issuance: 3-Jun-13

Effective Date: \_\_\_\_\_

|  |  |  |
|--|--|--|
| Project:<br><b>VANCE COUNTY WATER DISTRICT- PHASE 1A</b> | Owner:<br><b>VANCE COUNTY WATER DISTRICT</b> | Owner's Contract No.:<br><b>1</b>        |
| Contract:<br><b>Contract 1</b>                           |  | Date of Contract:<br><b>May 10, 2012</b> |
| Contractor:<br><b>H.G. Reynolds Company, Inc.</b>        |  | Engineer's Project No.:<br><b>VC0901</b> |

**The Contract Documents are modified as follows upon execution of this Change Order:**

|              |  |
|--------------|--|
| Description: | Establish a line item cost for a 2" service. |
|--------------|--|

Attachments: (List documents supporting change): Cost breakdown for associated work.

|              |
|--------------|
| See Attached |
|--------------|

| CHANGE IN CONTRACT PRICE:   | CHANGE IN CONTRACT TIMES:   |
|---|---|
| Original Contract Price:<br><b>\$1,331,814.00</b>   | Original Contract Times:<br>Substantial completion (days): <b>360 days</b><br>Ready for final payment (days): <b>390 days</b>                                   |
| <b>[Increase]</b> [Decrease] from previously approved Change Orders:<br><b>\$140,828.11</b> | [Increase] [Decrease] from previously approved Change Orders :<br>Substantial completion (days): <b>0 days</b><br>Ready for final payment (days): <b>0 days</b> |
| Contract Price prior to this Change Order:<br><b>\$1,472,642.11</b>                         | Contract Times prior to this Change Order:<br>Substantial completion (days): <b>360 days</b><br>Ready for final payment (days): <b>390 days</b>                 |
| <b>[Increase]</b> [Decrease] of this Change Order:<br><b>\$7,848.19</b>                     | <b>[Increase]</b> [Decrease] of this Change Order:<br>Substantial completion (days): <b>5 days</b><br>Ready for final payment (days): <b>5 days</b>             |
| Contract Price incorporating this Change Order:<br><b>\$1,480,490.30</b>                    | Contract Times with all approved Change Orders:<br>Substantial completion (days): <b>365 days</b><br>Ready for final payment (days): <b>395 days</b>            |

|  |   |                                       |
|--|---|---------------------------------------|
| RECOMMENDED: <b>Hobbs, upchurch &amp; Assoc.</b> | ACCEPTED: <b>Vanc County Water Distr.</b> | ACCEPTED: <b>HG Reynolds Co. Inc.</b> |
| By: _____  | By: _____                                 | By: _____                             |
| Engineer (Authorized Signature)                  | Owner (Authorized Signature)              | Contractor (Authorized Signature)     |
| Date: _____                                      | Date: _____                               | Date: _____                           |
| Approved by Funding Agency (USDA-RD): _____      | Date: _____                               |                                       |

**Jordan McMillen**

---

**From:** Gregory, Ronald <rgregory@vcs.k12.nc.us>  
**Sent:** Wednesday, May 29, 2013 5:12 PM  
**To:** 'jmcmillen@vancecounty.org'  
**Cc:** Graham, Steven; Woods, Claiborne; 'Jerry Ayscue'  
**Subject:** Carver Elementary Tap

Vance County Schools will reimburse the County of Vance for the water installation tap cost at Carver Elementary School in the amount of \$7,848.19.

Thank you.

Ronald E. Gregory  
Superintendent  
Vance County Schools  
252-492-2127

**CHANGE ORDER NO. Draft**

Date of Issuance: 3-Jun-13

Effective Date: \_\_\_\_\_

|  |  |  |
|--|--|--|
| Project:<br><b>VANCE COUNTY WATER DISTRICT- PHASE 1A</b> | Owner:<br><b>VANCE COUNTY WATER DISTRICT</b> | Owner's Contract No.:<br><b>1</b>        |
| Contract:<br><b>Contract 2</b>                           |  | Date of Contract:<br><b>May 10, 2012</b> |
| Contractor:<br><b>H.G. Reynolds Company, Inc.</b>        |  | Engineer's Project No.:<br><b>VC0901</b> |

**The Contract Documents are modified as follows upon execution of this Change Order:**

|              |  |
|--------------|--|
| Description: | Fire Hydrant to serve Cokesbury Fire Department. |
|--------------|--|

Attachments: (List documents supporting change): Cost breakdown for associated work.

|              |
|--------------|
| See Attached |
|--------------|

| CHANGE IN CONTRACT PRICE:  | CHANGE IN CONTRACT TIMES:   |
|--|---|
| Original Contract Price:<br><b>\$3,281,394.00</b>  | Original Contract Times:<br>Substantial completion (days): <b>360 days</b><br>Ready for final payment (days): <b>390 days</b>                                   |
| <b>[[Increase]</b> [Decrease] from previously approved Change Orders:<br><b>\$152,048.00</b> | [Increase] [Decrease] from previously approved Change Orders :<br>Substantial completion (days): <b>0 days</b><br>Ready for final payment (days): <b>0 days</b> |
| Contract Price prior to this Change Order:<br><b>\$3,433,442.00</b>                          | Contract Times prior to this Change Order:<br>Substantial completion (days): <b>360 days</b><br>Ready for final payment (days): <b>390 days</b>                 |
| <b>[[Increase]</b> [Decrease] of this Change Order:<br><b>\$8,419.98</b>                     | <b>[[Increase]</b> [Decrease] of this Change Order:<br>Substantial completion (days): <b>7 days</b><br>Ready for final payment (days): <b>7 days</b>            |
| Contract Price incorporating this Change Order:<br><b>\$3,441,861.98</b>                     | Contract Times with all approved Change Orders:<br>Substantial completion (days): <b>367 days</b><br>Ready for final payment (days): <b>397 days</b>            |

|  |   |                                       |
|--|---|---------------------------------------|
| RECOMMENDED: <b>Hobbs, upchurch &amp; Assoc.</b> | ACCEPTED: <b>Vanc County Water Distr.</b> | ACCEPTED: <b>HG Reynolds Co. Inc.</b> |
| By: _____  | By: _____                                 | By: _____                             |
| Engineer (Authorized Signature)                  | Owner (Authorized Signature)              | Contractor (Authorized Signature)     |
| Date: _____                                      | Date: _____                               | Date: _____                           |
| Approved by Funding Agency (USDA-RD): _____      | Date: _____                               |                                       |



*Cokesbury Volunteer Fire Department, Inc.*

*P O Box 1458*

*Henderson, NC 27537*



Phone: 252-492-5667

Fax: 252-738-0463

Emergency Dial 911

cokesburyfd@embarqmail.com

May 29, 2013

To: Vance County Board of Commissioners  
Vance County Manager  
Vance County Planning Director

Ref.: Fire Hydrant Placement at Cokesbury Volunteer Fire Department

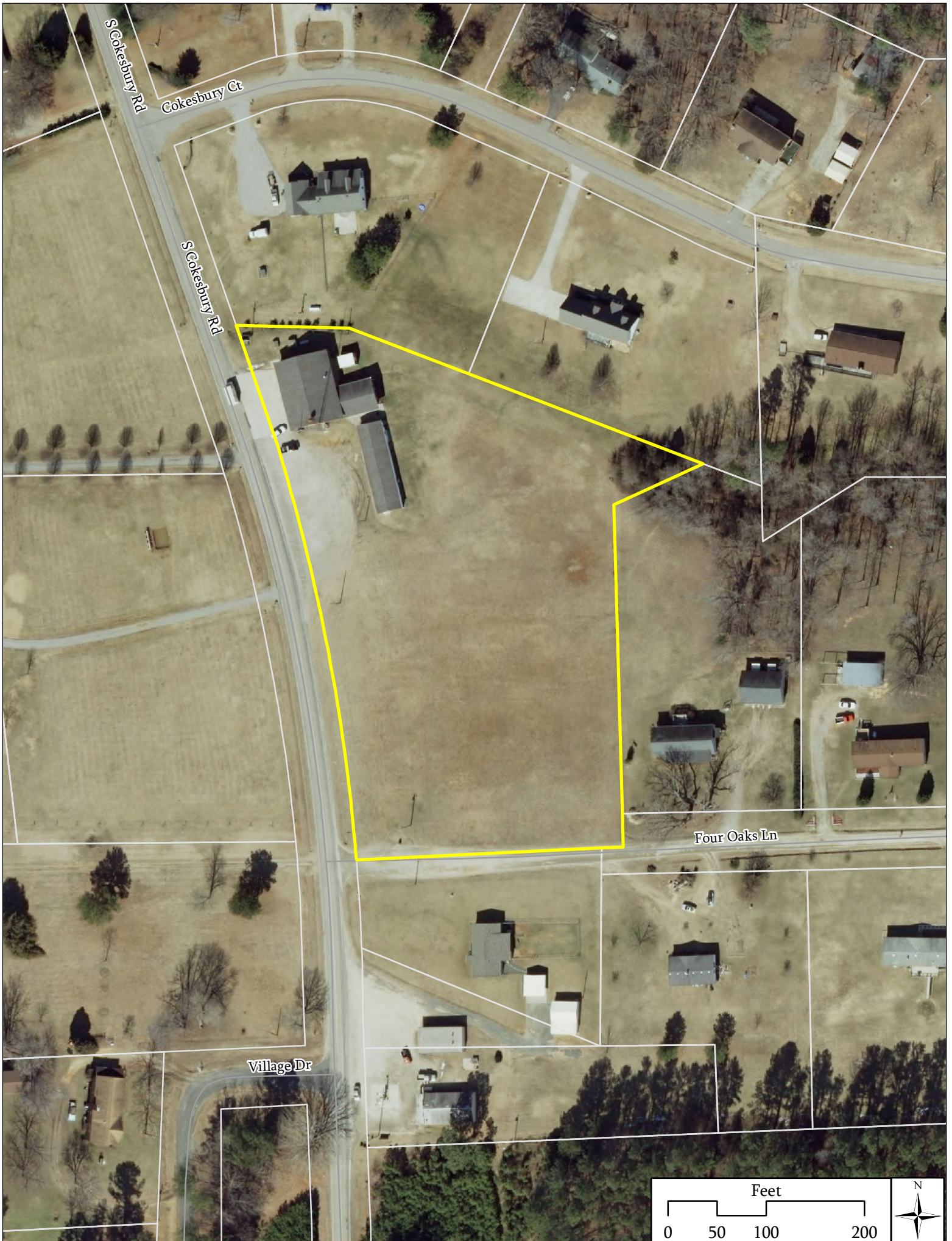
Over the past few weeks I have been speaking with Jordan McMillan and County Manager Ayscue about placement of a fire hydrant on the property of Cokesbury Volunteer Fire Department. Originally the hydrant placement would be across from the fire department property. It would better serve the department to have the hydrant located on the South Side of the property belonging to Cokesbury Volunteer Fire Department. Over the past few days further discussions have taken place with options concerning financing and placement. To sum it up the cost of relocating the fire hydrant would be \$8,419.98. It has come to a census that a 50% match of funds would be acceptable on both parties for Vance County and the Cokesbury Volunteer Fire department.

While this agreement has been verbally agreed upon from both parties of interest I would like to further ask the Board of Commissioners to recommend a complete cost coverage on behalf of Vance County. It is my understanding, and please do not hold me totally correct or incorrect when I say, that there is a Rural Development Grant in place in the area of \$1,000,000.00. It is also my understanding, again do not hold me completely accountable for my information, which this funding is in place for potential expansion(s) during the project phase. Since this change over request is an expansion of services I ask the Board of Commissioners to consider this in determining if the County can incur a total cost agreement.

I want to thank Mr. Ayscue and Mr. McMillan on their time and thoughts concerning this matter. Our primary goal here at the Cokesbury Volunteer Fire Department is to provide a service to the community and to the county to better protect life and property and to provide a safe environment for our department and personnel. Our department plans to have in attendance members of our departmental Board of Directors to answer any questions of concern. Again I thank all involved with their time in this matter.

Chris Wright. Fire Chief for Cokesbury Volunteer Fire Department, Inc.





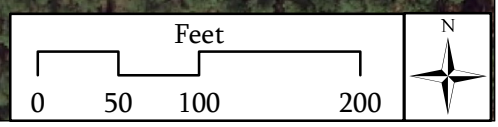
S Cokesbury Rd

Cokesbury Ct

S Cokesbury Rd

Four Oaks Ln

Village Dr



# *Miscellaneous*

## ***APPOINTMENTS***

***June 2013***

### **Vance-Granville Community College Board of Trustees - 3 year term**

Re-appoint Deborah Brown - appointed 5/2009

One application received from Hutson Wester.

### **Henderson-Vance Recreation Commission - 4 year term**

Re-appoint Shane Jenkins for four-year term - appointed 8/2012

### **Jury Commission - 2 year term**

Re-appoint Sandra Catherwood - appointed 6/2007

### **Research Triangle Regional Partnership - 2 year term**

Re-appoint Terry Garrison - appointed 12/1994

### **Social Services Board - 3 year term**

Move Archie Taylor from DSS representative to County representative to fill vacant position.



**Application for Boards/Commissions/Committees  
Vance County Board of Commissioners**

Please complete each section.

Full Name Hutson Wester Date of Birth 01-14-1937

Home Address 1211 Valley View Drive, Henderson, N C

Home Phone 252-438-4102

Current Employer Retired (Wester Insurance Agency)

Job Title Vice President Years in current position 30

Business Phone \_\_\_\_\_ Fax \_\_\_\_\_

Duties \_\_\_\_\_

Other employment history \_\_\_\_\_

It is the Board of Commissioners' goal to maintain a balance of membership on its Boards/Commissions/Committees based on race, gender and district residency.

District No. 7

Male  Female \_\_\_\_\_

White  Black \_\_\_\_\_ Hispanic \_\_\_\_\_ Native America \_\_\_\_\_ Asian \_\_\_\_\_ Other \_\_\_\_\_

Board/Commission/Committee Applying For (list only one per form) VGCC

Why are you interested in serving on this Board/Commission/Committee? I have always been interested in and active with the Community College since its founding as a continuing ed instructor and scholarship donor

Generally, the Board desires to broaden participation on Boards/Commissions/Committees for as much citizen involvement as possible, therefore, a goal is to limit appointees to no more than 2 Boards/Commissions/Committees. Therefore, please list any other Boards/Commissions/Committees on which you currently serve: \_\_\_\_\_

none

**DO NOT SUBMIT RESUMES/ATTACHMENTS**

Interests/Skills/Areas of Expertise/Professional Organizations/Activities: \_\_\_\_\_

Independent Insurance agent (retired) for 53 years. Life Long  
resident of Henderson. Past Pres. Henderson Rotary Club, CPCU  
Designee, Retired LtC USAR 28 years svc.

**Affirmation of Eligibility:**

Has any formal charge of professional misconduct, criminal misdemeanor or felony ever been filed against you?

Yes \_\_\_\_\_ No  If yes, please explain disposition: \_\_\_\_\_

Is there any conflict of interest or other matter that would create problems or prevent you from fairly and impartially discharging your duties as an appointee of the Board of Commissioners? Yes \_\_\_\_\_ No  If yes, please explain: \_\_\_\_\_

I understand that any situation which may arise to cause conflict of interest may create serious ethical or legal implications if appropriate discretion is not exercised or responsible action is not taken.

I understand this application is public record and I certify that the facts contained in this application are true and correct to the best of my knowledge. I authorize and consent to background checks and to the investigation and verification of all statements contained herein as deemed appropriate. I further authorize all information concerning my qualifications to be investigated and release all parties from all liability for any damages that may result from this investigation. I understand and agree that any misstatement may be cause for my removal from any Board/Commission/Committee. I understand regular attendance to any Board/Commission/Committee is important and, accordingly, I further understand that if my attendance is less than the standards established for any such body that this is cause for removal. Lacking any written standards for attendance by any Board/Commission/Committee it is expected that I will attend at least 75% of all meetings during any one calendar year to maintain my seat on any Board/Commission/Committee to which I may be appointed. This form will remain on file in the Office of the Clerk and requests for updates will be sought prior to any consideration for reappointment (or future appointment) to any Board/Commission/Committee.

Signature: Hutson West

Date: 3-12, 2013

*Form is invalid if not signed and dated.*

**Return completed form to:**

Kelly H. Grissom  
County Commissioners' Office  
122 Young Street, Suite B  
Henderson, NC 27536  
Phone: (252)738-2003 Fax: (252) 738-2039