

AGENDA
VANCE COUNTY BOARD OF COMMISSIONERS
April 7, 2014

Invocation

Rev. Joseph Ratliff, Shiloh Baptist Church

Recognition of Leadership-Vance Participants

Special Recognition - Boards and Committees

1. Appointment 6:05 p.m. Karen Foster, Council of Governments
CDBG Compliance Documents
2. Public Comments (for those registered to speak by 5:45 p.m. - each speaker is limited to five minutes)
3. Water District Board
 - a. Project Update
 - b. Phase 1A - Change Orders
 - c. Envirolink Activity Report
 - d. Water Planning Committee Report
4. Committee Reports and Recommendations
 - a. Human Resources Committee
 - b. Technology Committee
 - c. Properties Committee
5. Finance Director's Report
 - a. Armory Building - Auction Contract
 - b. County Financial Audit Contract
 - c. VFD/Rescue Squad Audit Contract
6. County Manager's Report
 - a. Spring Litter Sweep Proclamation
 - b. Scalehouse Bids
 - c. Intergovernmental Committee Request
 - d. Leadership Vance
7. Consent Agenda Items
 - a. Budget Amendments and Transfers
 - b. Ambulance Charge-offs
 - c. Tax Refunds and Releases
 - d. Monthly Reports
 - e. Minutes
8. Miscellaneous
 - a. Appointments

AGENDA APPOINTMENT FORM

April 7, 2014

Name: Karen Foster

Name of Organization: Council of Governments

Purpose of appearance: Present CDBG Compliance Documents

Request of Board: Approve Documents

Attachment 2

**Vance County
122 Young Street, Suite B
Henderson, NC 27536**

SECTION 504 COMPLIANCE OFFICER/GRIEVANCE PROCEDURE FY 2014 COMMUNITY DEVELOPMENT PROGRAM

The Governing Body of Vance County, North Carolina, hereby designates Argretta R. Johen, HR Director, to serve as Section 504 Compliance Officer throughout the implementation of the Vance County Community Development Program.

Citizens with Section 504 grievances may do so at any point in the program. The County will respond in writing to written citizen grievances. Citizen grievances should be mailed to: Argretta R. Johen, HR Director, Vance County, 122 Young Street, Suite B, Henderson, NC 27536, phone: (252)738-2001. The County will respond to all written citizen grievances within ten (10) calendar days of receipt of the comments.

Should any individual, family, or entity have a grievance concerning any action prohibited under Section 504, a meeting with the compliance officer to discuss the grievance will be scheduled. The meeting date and time will be established within five (5) calendar days of receipt of the request. Upon meeting and discussing the grievance, a reply will be made, in writing, within five (5) calendar days.

If the citizen is dissatisfied with the local response, they may write to the North Carolina Department of Commerce, Community Investment and Assistance, 4313 Mail Service Center, Raleigh, North Carolina 27699-4313, Phone: (919) 571-4900, TDD: (800) 735-2962. DOC will respond only to written comments within ten (10) calendar days of the receipt of the comments.

Deborah F. Brown, Chairman
Vance County Board of Commissioners

Date

Attachment 1

VANCE COUNTY

**POLICY OF NONDISCRIMINATION
ON THE BASIS OF
HANDICAPPED STATUS**

The County of Vance does not discriminate on the basis of handicapped status in the admission or access to, or treatment or employment in, its federally assisted programs or activities.

**Jerry Ayscue, County Manager
Vance County Administration
122 Young Street, Suite B
Henderson, NC 27536
Phone: (252-738-2001)
TDD: (800) 735-2962**

**Argretta R. Johen, HR Director
has been designated to coordinate compliance with the
nondiscrimination requirements contained in the Department of
Housing and Urban Development's (HUD) regulations implementing
Section 504 (24 CFR Part 8. dated June 2, 1988).**

Deborah F. Brown, Chairman
Vance County Board of Commissioners

Date

Vance County Section 504 Plan

Organization and Administration

Deborah F. Brown, Chairperson, Board of Commissioners

Jerry Ayscue, County Manager

County of Vance

County Manager's Office

122 Young Street, Suite B

Henderson, N. C. 27536

Telephone # 252-738-2001

1. Describe steps that have been taken to make certain that all employees and beneficiaries are notified of their rights under Section 504.

All employers are notified when hired that county does not discriminate against persons who are handicapped; also, employees, are encouraged by County Manager to notify him if they are/or/become handicapped in order to make necessary adjustments to their work environment.

2. Describe steps that have been taken to consult with interested persons, including handicapped persons or organizations representing handicapped persons, in achieving compliance with Section 504.

When County Administrative Building was remodeled in 1999/2000, employees and Architects were consulted to make entire building accessible to ADA persons.

3. Describe specific measures, including adopted policies, procedures, physical access modifications and other types of accommodations, that have been taken to ensure that no qualified handicapped person is denied the opportunity to participate in or benefit from services because of his or her disability and all qualified handicapped persons are afforded opportunities to participate in or benefit from aid, benefits or services that are equal to those provided to non-handicapped persons.

Entire Administrative Building has been remodeled to make it completely handicapped accessible, also, all proposed new structure are to be designed to be accessible.

4. Describe any steps that have been taken to provide different or separate aid, benefits, or services to handicapped persons because the recipient believes such action is necessary to provide qualified handicapped persons with aid, benefits, or services that are as effective as those provided to others.

Elevators have been installed to make 2nd floor of building accessible to handicapped persons; braille signs have been installed on all offices and bathrooms have been made handicap accessible.

5. Describe steps that have been taken to ensure that no "significant assistance" is provided to any agency, organization or person that discriminates based on handicap in providing any aid, benefits or service to beneficiaries of your program (including labor unions, employment services, providers of insurance and other employee benefits, and so forth).

The County does not do business with businesses, agencies, organizations or persons who discriminate on any basis.

6. Describe safeguards that will be established to ensure that no qualified handicapped person is denied the opportunity to participate as a member of planning or advisory boards.

All boards and openings are publicly advertised and open to all eligible persons based on qualifications of person not on handicap status.

7. Describe procedures that will be established to make certain that criteria or methods of administration, whether direct or through contractual arrangements, do not have the effect of subjecting qualified handicapped persons to discrimination, have the effect of defeating or substantially impairing the accomplishment of Section 504 program objectives, or perpetuate the discrimination of another recipient if both recipients are subject to common administrative control or are agencies of the same state.

Section 504 clause is used in advertisements and County Contracts for services/needs.

Program Accessibility

1. Describe the analysis of all programs and activities and all aid, benefits and services to determine the degree to which they are accessible to qualified handicapped persons. (All programs and activities, when viewed in their entirety, must be readily accessible to and usable by handicapped persons.)

All County programs and activities are reviewed yearly and changes are sought when it is found need is there.

2. Identify all structural changes that are required to achieve program accessibility.

None are needed at this time as known.

3. Identify the schedule for completion of all work related to necessary structural changes (if any). Develop the required Transition Plan if physical changes are needed.

None known as building has just been remodeled and brought up to meet all known ADA needs.

4. Describe alternatives to structural change that have been employed or considered (e.g., rescheduling activities, redesign of equipment in order to achieve program accessibility).

None knew to be needed.

5. Describe methods that have been used to involve handicapped persons (or organizations representing handicapped persons) in the development of activities designed to achieve program accessibility.

Handicapped persons were and are asked to disclose any needed changes to county structures. Agencies serving handicapped persons are consulted in order that County can stay abreast of ADA needs.

6. Describe safeguards that have been employed to make certain that all new facilities (and to the maximum extent feasible, facility renovations) are designed and constructed to be readily accessible to and usable by handicapped persons.

ADA Rules, Regulations are required to be completed as part of any new facilities or renovations. Vance County Building Code Officials check plans and buildings for ADA compliance.

Employment

- 1. Describe safeguards that have been used to ensure that all employment decision are made without discrimination on the basis of handicap, and that such decisions do not limit, segregate or classify applicants or employees based on handicap in a way that adversely affects their opportunities.**

All County positions are advertised as open to ADA persons. All persons qualified for position are considered on ability and qualifications, not on physical handicap.

- 2. Describe procedures that have been established to make certain that there are no formal relationships regarding employment (e.g. those with labor unions, employment agencies, and so forth) that have the effect of discriminating against qualified handicapped persons.**

All County positions are advertised as open to ADA persons. All persons qualified for position are considered on ability and qualifications, not on physical handicap.

- 3. Describe steps that have been taken to make certain that no discrimination based on handicap exists in:**

- ❖ Recruitment, advertising and the process of applications for employment**
- ❖ Hiring, upgrading, promotion, award of tenure, demotion, transfer, layoff, termination, right of return from layoff, and rehiring.**
- ❖ Rates of pay or any other form of compensation and changes in compensation.**
- ❖ Job assignments, job classifications, organizational structures, position descriptions, lines of progression, and seniority lists.**
- ❖ Leaves of absence, sick leave or any other leave.**
- ❖ Selection of financial support for training, including apprenticeship, professional meetings, conferences and other related activities, and selection for leaves of absence to pursue training.**
- ❖ Employer sponsored activities, including social and recreational programs.**
- ❖ Any other term, condition or privilege of employment.**

All positions are based on merit of applicants, not on physical appearance or handicap.

4. Describe the process to ensure that “reasonable accommodation” has been made to address the known physical and mental limitations of otherwise qualified handicapped persons.

The County makes decisions based on qualifications and hires ADA person, if qualified, for a position solely on the basis of person’s merits.

GRIEVANCE PROCEDURES AND NOTIFICATION REQUIRED

1. If more than 15 persons are employed by you, (the recipient or sub-recipient), what procedures have been established to ensure that at least one persons has been designated to coordinate compliance with Section 504? Also, grievance procedures required by EDC Regulations must incorporate appropriate due process standards and provide for the prompt and equitable resolution of complaints alleging any action prohibited under Section 504 (24 CFR Part 8, Section 8.53).

The County Manager acts as compliance officer. Any grievances, received are turned over to Board of Commissioners. County has not had any grievances.

2. If more than 15 persons are employed by you, what procedures have been established to ensure that appropriate initial and continuing steps to notify participants, beneficiaries, applicants, etc. that you do not discriminate on the basis of handicap. Notice contents are identified in Section 8>54. (24 CFR Part 8, Section 8.54).

Section 504 requirements are posted in County advertisements, on County Public Notices, etc.

CONSTRUCTION AND REPAIR ACTIVITIES

Describe the process to ensure compliance with Section 504 for the following circumstances:

1. Non-housing New Construction – New non-housing facilities must be designed and constructed to be readily accessible to and usable by individuals with handicaps. (24 CFR Part 8, Section 8.21).

ADA requirements are included when plans and specifications are being drawn, and at initial inception in planning.

- 2. Alterations to Non-housing Facilities – Alterations to existing non-housing facilities shall, to the maximum extent feasible, be made readily accessible to and usable by individuals with handicaps. (24 CFR Part 8, Section 8.21)**

ADA requirements are included when plans and specifications are being drawn, and at initial inception in planning.

- 3. Existing Non-housing Programs - Each non-housing program or activity receiving federal financial assistance shall be operated so that, when viewed in its entirety, it is readily accessible to and usable by individuals with**

Handicaps. This does not necessary require each existing non-housing program or activity to be accessible to and usable by individuals with handicaps or require any action that would result in a fundamental alteration in the nature of the program of in any undue financial and administrative burden. (24 CFR Part 8, Section 8.21)

In making plans and discussing details, all ADA requirements are included by County to help in making sure ADA persons are not discriminated against.

- 4. New Housing Construction – New multi-family projects, including public housing, shall be designed and constructed to be readily accessible to and usable by individuals with handicaps. (24 CFR Part 8, Section 8).**

ADA requirements must be included and implemented with a percentage of units ADA use useable or Accessible.

- 5. Alterations to Existing Housing Facilities – If alterations are undertaken to a project, including a public housing project, that has 15 or more units and the cost of the alterations is 75 percent of more or the replacement cost of the completed facility, the project must be accessible to and usable by handicapped individuals to the same extent as new construction. (24 CFR Part 8, Section 8.23)**

This is part of initial planning process.

6. Existing Housing Programs – Programs or activities that receive federal financing assistance shall be operated so that the program or activity, when viewed in its entirety, is readily accessible to and useable by individuals with handicaps. This does not necessarily require that each existing facility to be accessible to and usable by individuals with handicaps or require any action that would result in a fundamental alteration in the nature of the program or any undue financial and administrative burden. (24 CFR Part 8, Section 8.24)

This is part of initial planning of programs and activities and is implemented where/as needed and where/as applicable to comply with ADA needs.

SUMMARY:

Vance County's Government Officials have been implementing Section 504 for ADA persons for several years. As the County grows and builds, it is requiring ADA/504 compliance in housing, buildings, and employment.

Signature:

Approved By:

*Name and Title of
Chief Elected or Executive Officer*

Signature

Date

SECTION 504 SELF - EVALUATION SURVEY

CDBG/HUD RECIPIENT INFORMATION

CDBG/HUD RECIPIENT NAME: VANCE COUNTY

CDBG/HUD RECIPIENT ADDRESS: 121 YOUNG STREET, SUITE B
HENDERSON, NC 27536

NAME OF HR STAFF PERSON
RESPONSIBLE FOR SELF-EVALUATION SURVEY:

ARGRETTA R. JOHEN

EMAIL: AJOHEN@VANCECOUNTY.ORG

PHONE NUMBER: 252-738-2014

DATE SELF-EVALUATION WAS COMPLETED: FEBRUARY 12, 2014

CDBG GRANT NUMBER OR TIME PERIOD: 2014

Be sure to attach the current grievance procedure.

U.S. Department of Justice
Civil Rights Division
Coordination and Review Section

**TECHNICAL ASSISTANCE GUIDE
SUPPLEMENTAL INFORMATION
ABOUT THE SECTION 504 TRANSITION PLAN REQUIREMENTS**

TAG-88-11

SECTION 504 COMPLIANCE

SECTION 1. PROGRAM OUTREACH AND COMMUNICATION

For each question in this section, check either YES or NO. If a question does not apply to your HR, then write "N/A" next to the question and explain below. If your response to a question is NO, then identify what modification to policies and practices will be undertaken or what corrective action will be taken to remedy any discrimination found. In some cases, a YES answer will also require that additional information be supplied to complete the evaluation process.

NOTIFICATION

1. Has the HR taken steps to notify participants, applicants, employees, and unions or professional organizations that it does not discriminate on the basis of disability?
YES NO

YES—Briefly describe the methods used to notify the public about non-discrimination policies. When advertising for vacant positions, we state we are an EEO employer; further we communicate to current and new employees that the County fosters, maintains, and promotes EEO. This wording is in our Personnel Policy Manual.

NO—Modification or corrective action:

2. Has the HR adopted special procedures to notify persons with disabilities, especially those with vision and hearing impairments?
YES NO

YES—Briefly describe the methods used to ensure program participation by those who have visual or hearing impairments. (Methods include, but are not limited to; qualified sign language and oral interpreters, readers, or the use of taped and Braille materials.)

Braille signs have been installed. We have a Spanish interpreter on location at DSS as well as a social worker for the blind.

NO—Modification or corrective action:

PRINTED MATERIALS

1. Are written materials including posters with non-discrimination notices placed in physically accessible locations?
YES NO
2. Can small print of posted announcements be read from a wheelchair?
YES NO
3. Are all words in printed materials clearly legible?
YES NO
4. Would color blind individuals be able to distinguish all contents in printed materials?
YES NO
5. Are representations of disabled individuals free of patronizing stereotypes?
YES NO
6. Do graphics in printed material permit easy reading of the contents?
YES NO
7. Is all necessary program information included in printed material?
YES NO
8. Are procedures for providing program access to disabled individuals stated clearly?
YES NO
9. Do all appropriate HR documents now include policy statements about non-discrimination on the basis of disabilities?
YES NO
10. Are the Section 504 contact person's name, address, and phone number listed in printed material?
YES NO

NO to any questions above - Modification or corrective action:

INFORMATION DISSEMINATION

1. Can copies of written materials be reasonably obtained by individuals with disabilities?
 YES NO
2. Have disability groups been included in the dissemination process?
 YES NO
3. Does the HR use all available print and broadcast media to ensure that all individuals with disabilities receive appropriate notification?
 YES NO
4. Does the HR disseminate information to all agencies or organizations that deal with persons with disabilities in the HR service jurisdiction?
 YES NO
5. Does all of the information disseminated by the HR include current non-discrimination policies?
 YES NO

NO to any questions above - Modification or corrective action:

COMMUNICATION

1. Has the HR taken appropriate steps to ensure effective communication with applicants, program participants, and members of the public by providing auxiliary aids where necessary so that individuals with disabilities (particularly persons with impaired vision or hearing) can have the opportunity to participate in, and enjoy the benefits of HR programs and activities?
 YES NO

NO—Modification or corrective action:

2. Has the HR installed a telecommunications device (TDD) to communicate with hearing impaired and deaf persons?
 YES NO

NO—Modification or corrective action:

3. If the HR has a TDD, is the number listed in the commercial telephone or TDD directories?
 YES NO N/A

NO—Modification or corrective action:

4. Has the HR installed a reader, developed Braille materials, audio recordings or other similar services and devices for persons with impaired vision?

YES NO

NO—Modification or corrective action:

SECTION 2. COMPLAINT PROCESSING PROCEDURES

For each question in this section, check either YES or NO. If a question does not apply to your HR, then write "N/A" next to the question and explain below. If your response to a question is NO, then identify what modification to policies and practices will be undertaken or what corrective action will be taken to remedy any discrimination found. In some cases, a YES answer will also require that additional information be supplied to complete the evaluation process.

1. Does the HR have a written policy for handling complaints of discrimination based on disability?

YES NO

YES—**Attach** a copy of the current HR policy which should include the date the policy was established, the date the policy was distributed to staff, and the citation for the policy.

NO—Modification or corrective action:

2. Has the HR adopted procedures that incorporate due process standards and allow for prompt resolution of any complaints or alleged discrimination based on disabilities?

YES NO

YES—Attach a copy of your current grievance procedures and the name of the person or unit responsible for receiving and processing complaints.

NO—Modification or corrective action:

3. Has the HR notified staff and program participants about the grievance procedures?

YES NO

SECTION 3. ELIGIBILITY AND ADMISSION CRITERIA

For each question in this section, check either YES or NO. If a question does not apply to your HR, then write "N/A" next to the question and explain below. If your response to a question is NO, then identify what modification to policies and practices will be undertaken or what corrective action will be taken to remedy any discrimination found. In some cases, a YES answer will also require that additional information be supplied to complete the evaluation process.

1. Has the HR examined all policies pertaining to program eligibility and admission criteria to determine if they had the purpose or effect of excluding or limiting the participation of individuals with disabilities in HR's programs and activities?

YES NO

No—Modification or corrective action:

2. Has the HR, in examining its policies on program eligibility and admission criteria, paid particular attention to those incorporating or establishing: (1) physical or mental fitness or performance requirements; (2) safety standards; (3) testing requirements; (4) educational requirements; (5) work experience requirements; (6) income level requirements (7) credit rating requirements; (8) requirements based on disability; (9) requirements that prohibit participation because of disability; and (10) insurability requirements?

YES NO

No—Modification or corrective action:

3. Has the HR altered or eliminated policies that have the direct or indirect effect of excluding or limiting the participation of individuals with disabilities in HR's programs and activities?

YES NO N/A

N/A—Explain (no such policies found in review) - (Skip to next section)

YES—List any policies that have been altered or eliminated.

NO—Modification or corrective action: None needed. County has never had a policy that effected exclusion or participation of individual with disabilities.

4. Has the HR communicated the policy changes to staff members and the public?

YES NO

NO—Modification or corrective action:

SECTION 4. EMPLOYMENT POLICY AND PRACTICE

For each question in this section, check either YES or NO. If a question does not apply to your HR, then write "N/A" next to the question and explain below. If your response to a question is NO, then identify what modification to polices and practices will be undertaken or what corrective action will be taken to remedy any discrimination found. In some case, a YES answer will also require that additional information be supplied to complete the evaluation process.

REASONABLE ACCOMMODATION

1. Has the HR made a reasonable accommodation (an accommodation which does not impose an undue hardship on the HR operation) to the known physical or mental limitations of an otherwise qualified applicant with disabilities or employee with disabilities?

YES NO N/A (Skip to next section)

NO—Modification or corrective action:

N/A—Explain (e.g. have not had disabled applicants or employees):

IMPORTANT INFORMATION

Reasonable accommodation would include making facilities used by employees accessible to and usable by individuals with disabilities, job restructuring, job relocation, part-time or modified work schedules, acquisition or modification of equipment and devices, the provision of readers or interpreters, and other similar actions.

2. In determining whether an accommodation imposed an undue hardship on the operation of the HR program, were the following factors considered?

a) The overall size of the HR program with respect to the number of employees, number and type of facilities, and size of budget?

YES NO

b) The type of the HR operation, including the composition and structure of the workforce?

YES NO

c) The nature and cost of the accommodation?

YES NO

NO to any question above - Modification or corrective action:

EMPLOYMENT CRITERIA

IMPORTANT INFORMATION

The HR may not deny any employment opportunity to a qualified handicapped or disabled employee or applicant if the basis for the denial is the need to make reasonable accommodation to the physical or mental limitations of the employee or applicant.

1. If the HR uses an employment test or other criteria for selection that screens out or tends to screen out individuals with disabilities, can the HR show that the test score or other selection criteria is job related?

YES NO N/A (Skip to question 3)

No—Modification or corrective action:

N/A—Explain (e.g. no such test/criteria used):

2. Has the HR obtained information from the appropriate HUD official that demonstrates that alternative job related tests or criteria that tend to screen out fewer individuals with disabilities are unavailable?

YES NO

NO—Modification or corrective action: Not needed as County does not discriminate.

3. Does the HR administer tests which accurately reflect the applicant's or employee's job skills or aptitude rather than the applicant's or employee's impaired sensory, manual, or speaking skills (except where those skills are the factors that the test is designed to measure)?

YES NO

NO—Modification or corrective action:

PRE-EMPLOYMENT INQUIRES

1. Is the HR aware that it can not make a pre-employment inquiry or conduct a medical examination of an applicant to determine whether the individual is a person with disability unless the HR is undertaking affirmative action efforts or conditioning an offer of employment on the results of a medial examination given to all prospective employees in the same job category?

YES NO

NO—Modification or corrective action:

IMPORTANT INFORMATION

HR may make a pre-employment inquiry into an applicant's ability to perform job-related functions.

2. When the HR is undertaking affirmative action efforts, voluntary or otherwise, and inviting applicants for employment to indicate whether and to what extent they are disabled, does the HR meet the following conditions:

a) State clearly either orally or in writing that the requested information is intended for the HR's affirmative action efforts?

YES NO

b) State clearly that the information is being requested on a voluntary basis, that it will be kept confidential and that refusal to give the information will not subject the applicant or employee to any adverse treatment?

YES NO

NO to any questions above - Modifications or corrective action:

3. Has the HR informed job applicants that an employment offer may be conditioned on the results of a medical examination if all entering employees in a job category must take an examination regardless of disability, and the examination accurately reflects the employee's job skills?

YES NO

No—Modifications or corrective action:

4. Has the information obtained by the HR concerning the medical condition or history of job applicants been collected and maintained on separate forms and accorded confidentially as medical records?

YES NO

No—Modification or corrective action:

IMPORTANT INFORMATION

Supervisors and managers may be informed of restrictions on the work or duties of individuals with disabilities and informed of necessary accommodations; first aid and safety personnel may be informed if the medical condition might require emergency treatment; and Section 504 compliance officers can have access to relevant medical information upon request.

SECTION 5. PHYSICAL ACCESSIBILITY OF BUILDINGS AND FACILITIES

For each question in this section, check either YES or NO. If a question does not apply to your HR, then write "NA" next to the question and explain below. If your response to a question is NO, then identify what modification to policies and practices will be undertaken or what corrective action will be taken to remedy any discrimination found. In some cases, a YES answer will also require that additional information be supplied to complete the evaluation process.

REASONABLE ACCOMMODATION

1. Has the HR made a reasonable accommodation (any accommodation which does not place an undue financial and administrative burden on the HR) to the known physical and mental limitations of qualified persons with disabilities to allow access to facilities, programs and services?

YES NO

NO—Modification or corrective action:

2. In determining whether an accommodation imposed an undue financial or administrative burden on the operation of the HR program, were the following factors considered?

- a) The overall size of the HR's program with respect to the number of employees, number and type of facilities, and size of budget?

YES NO

- b) The type of the HR operation, including the composition and structure of the workforce?

YES NO

- c) The nature and cost of the accommodation?

YES NO

NO to any question above - Modification or corrective action:

3. Has the HR identified the individual responsible for making the final decision about undue financial and administrative burdens?

YES NO

YES—Please identify the individual responsible for making the final decision: Handled administratively by County Manager and Department Heads.

NO—Modification or corrective action:

4. Has the HR adopted a procedure for ensuring that decisions about undue financial and administrative burdens are made properly and quickly?

YES NO

YES—**Attach** a copy of the current HR policy which should include the date the policy was established, the date the policy was distributed to staff, and the citation for the policy.

NO—Modification or corrective action:

NON-HOUSING FACILITIES

1. Has the HR designed or constructed any new non-housing facilities since July 11, 1988?
YES - NO

NO—Proceed to question 2.

YES—Are these new HR non-housing facilities designed and constructed to be readily accessible to and usable by individuals with disabilities?
YES NO

NO—Modification or corrective action:

2. Has the HR otherwise altered any existing HR non-housing facilities or designed any alterations to existing HR non-housing facilities since July 11, 1988?
YES NO

NO—Proceed to question 3.

YES—Have these alterations or designs for alterations to existing HR non-housing facilities, to the maximum extent feasible, been made so that the facilities are readily accessible to and usable by individuals with disabilities?
YES NO

NO—Modification or corrective action:

IMPORTANT INFORMATION

HUD recipients are not necessarily required to make each of its existing non-housing facilities accessible to and usable by individuals with disabilities. In the case of historic preservation programs or activities, HR is not required to take any action that would result in a substantial impairment of significant historic features of a historic property. HR is not required to take any action that it can demonstrate would result in a fundamental alternation in the nature of its program or activity. HR is not required to take any action if the change would impose undue financial and administrative burdens. If the HR determines that making a facility accessible would result in significant or fundamental alterations or would cause undue financial or administrative burdens, the HR should use other methods of providing accessibility to ensure that individuals with disabilities receive program or activity benefits and services.

3. Does the HR operate each non-housing program or activity receiving federal financial assistance so that the program or activity, when viewed in its entirety, is readily accessible to and usable by individuals with disabilities?

YES NO

NO—Modification or corrective action:

4. Does the HR need to make structural changes to non-housing facilities to achieve program accessibility?

YES NO

NO—Proceed to question 5.

YES—Has the HR developed a transition plan setting forth the steps necessary to complete such changes?

YES NO

NO—Modification or corrective action:

YES—Does the transition plan include the following?

- a) Identification of the physical obstacles in the HR's non-housing facilities that limit accessibility to programs?

YES NO

- b) Detailed description of the methods that will be used to make the facilities accessible?

YES NO

- c) A schedule for taking the steps necessary to achieve compliance in making facilities accessible?

YES NO

- d) A schedule for each year of the plan if the time period of the transition plan is longer than one year?

YES NO

- e) The name of the official responsible for implementation of the plan?

YES NO

- f) The name(s) of the persons or groups who assisted with the preparation of the plan?

YES NO

NO to any question above - Modification or corrective action:

5. Has the HR determined that making a non-housing facility accessible to individuals with disabilities would result in a fundamental alteration or would pose an undue financial or administrative burden?

YES NO

NO—Proceed to next section **EXISTING HOUSING FACILITIES AND PROGRAMS**

YES—Have other methods of providing accessibility been considered?

YES NO

NO—Modification or corrective action:

YES—Please answer the following questions in the self evaluation.

Self-Evaluation

- 1) Have services been reassigned to accessible facilities or accessible portions of facilities?

YES NO

- 2) Have aides been assigned to beneficiaries?

YES NO

- 3) Have home visits been conducted?

YES NO

- 4) Has equipment been added or redesigned?

YES NO

- 5) Have changes been made in management policies and procedures?

YES NO

- 6) Have additional accessible facilities been acquired or constructed?

YES NO

- 7) Have alterations to existing facilities on a selective basis been completed?

YES NO

- 8) Have other methods been employed?

YES NO

No to any questions above - Modification or corrective action:

IMPORTANT INFORMATION

HR is not required to make structural changes in existing facilities where other methods are effective in achieving compliance for program accessibility in non-housing environments. In choosing among available methods for meeting the requirements, the HR shall give priority to those methods that offer programs and activities to qualified individuals with disabilities in the most integrated setting appropriate.

EXISTING HOUSING FACILITIES AND PROGRAMS

IMPORTANT INFORMATION

This section applies to the Rental Rehabilitation and Section 8 Moderate Rehabilitation Programs.

1. Has the HR made any substantial alterations to existing housing facilities since July 11, 1988 (that is, made to a facility with 15 or more units and costing an amount equal to 75 percent or more of the replacement cost of the completed facility)?
 YES NO **N/A (No existing housing facilities, skip to end)**

YES—Do the facilities with the substantial alterations meet the same accessibility requirements as those for new construction?
 YES NO

NO—Modification or corrective action:

2. Has the HR made other alterations to dwelling units since July 11, 1988?
 YES NO

YES—Have the altered units been made accessible to and usable by individuals with disabilities to the maximum extent feasible?
 YES NO

NO—Modification or corrective action: Not applicable

3. Has the HR made alterations of single elements or spaces of dwelling units which, when considered all together, amount to an alternation of the units since July 11, 1988?
 YES NO

YES—In these units, has the entire dwelling units been made accessible?
 YES NO

NO—Modification or corrective action: Not applicable

IMPORTANT INFORMATION

HUD recipients should operate each existing housing program receiving federal financial assistance so that when viewed in its entirety, the program is readily accessible to and usable by persons with disabilities. HUD recipients are not necessarily required to make each of its existing facilities accessible. HR is not required to take any action if the change would impose undue financial and administrative burdens. If the HR determines that making a program accessible would result in significant or fundamental alterations or would cause undue financial or administrative burdens, the HR should use other methods of providing accessibility to ensure that individuals with disabilities receive program or activity benefits and services.

4. Are a minimum of five percent of the dwelling units altered since July 11, 1988 (or more based on a higher need prescribed by HUD) readily accessible to individuals with mobility impairments?

YES NO

NO—Modification or corrective action: Not applicable

5. Have alterations to common areas or parts of existing facilities been made (since July 11, 1988) to the maximum extent feasible, so that the areas are accessible to and usable by individuals with disabilities?

YES NO

NO—Modification or corrective action: Not applicable

6. Has the HR determined that making an existing facility accessible to individuals with disabilities would result in a fundamental alternation or would pose an undue financial or administrative burden?

YES NO

YES—Have the following options been considered:

- a) Have services been reassigned to accessible facilities or accessible portions thereof?

YES NO

- b) Have aides been assigned to beneficiaries?

YES NO

- c) Have home visits been conducted?

YES NO

- d) Has equipment been added or redesigned?

YES NO

- e) Have changes been made in management policies and procedures?

YES NO

- f) Have additional accessible facilities been acquired or constructed?
 YES NO
- g) Have alterations to existing facilities on a selective basis been completed?
 YES NO
- h) Have other methods been employed?
 YES NO

NO to any question above—Modification or corrective action: Not applicable

IMPORTANT INFORMATION

HR is not required to make structural changes in existing facilities where other methods are effective in achieving compliance for program accessibility in housing environments or to provide supportive services that are not part of the program. In choosing among available methods for meeting the requirements, the HR shall give priority to those methods that offer programs and activities to qualified individuals with disabilities in the most integrated setting appropriate.

END

Water District Board



Vance COUNTY

NORTH CAROLINA

Planning and Development Department

www.vancecounty.org

TO: Water Board
FROM: Deputy County Manager/Director of Planning & Dev.
SUBJECT: Phase 1A - Change Orders (SCADA/Automatic Flushers/Electrical)
DATE: April 7, 2014

156 Church Street, Suite 3
Henderson, NC 27536

Ph: (252) 738-2091
Fax: (252) 738-2089

Overview

SCADA – Supervisory Control and Data Acquisition or SCADA provides a mechanism for monitoring and controlling the tank in real time using remote terminals. This provides the ability to locate, respond and alleviate waterline breaks and other forms of high usage in a much quicker time period. This particular system is a requirement of the Kerr-Lake Regional Water Authority and the City of Henderson and will allow the water plant to see and inform the County of issues in real-time. This installation will be coordinated with the City of Henderson and Kerr Lake Regional Water System and will assist in maintaining system tank levels and adequate water supply for customers. The installation will include locating modules and an antenna at the elevated water tank as well as setup and configuration with the existing telemetry system at the Kerr Lake Regional Water Plant. Total cost for the SCADA is **\$42,976.37**.

Automatic Flushing Devices – System flush boxes are required to maintain required free chlorine levels throughout the system. Flush boxes will provide the most efficient means to control water flushing when needed. This quote is to purchase (15) Eclipse 9700 flush boxes and (1) Eclipse 9700i monitoring flush box. This number of flush boxes will serve to move water through the system efficiently. All flush boxes are portable, the monitoring flush box will be able to moved to different locations to set parameters for non-monitoring boxes. The total cost is **\$39,076.79**.

Electrical Service at Meter Vault Site – Electrical service for Meter Vault 1 is to provide security and operational support to maintain the meter vault; this includes a meter base, security light and electric power to operate vault sump pumps. The Total cost is **\$10,846.24**.

Additional Items: In order to avoid coming back for further approvals on these items, it is recommended by the engineer to provide the approval of the following allowances.

- \$5,000 – if needed for placement of necessary power to the tank site from the main road. Funds would be set aside to pay Duke Energy for any related services charges.
- \$6,500 – Necessary chemical (chlorine treatment) for tank 1 in association with the booster pump installation.

Estimated design & Inspections for 1st & 2nd group of road additions – Based upon the submitted construction costs for all road additions to date, the USDA fee curve was used to estimate design and inspection costs as a result of adding in the 1st and 2nd group of road additions (14 roads). The additional design for these roads totals \$20,415. The estimate for inspections based upon the USDA reimbursement rate is estimated to be \$61,478 for all of these road additions. Of this \$61,478, approximately \$40,000 has been incurred as a result of time spent on the 1st group of road additions. The actual value of this work is contingent upon actual hours spent on site which are verified through work log submittals.

Requests

1. Approve Contract 1, Change Order #7 in the amount of \$92,899.40 for installation and configuration of the SCADA system for the water tank, for the purchase and installation of 16 automatic flush devices and for electrical at the meter vault site to provide an area light and electrical service.
2. Approve allowances of not to exceed \$5,000 for phase 3 power if necessary and not to exceed \$6,500 for chlorine treatment of the tank from project contingency funds.
3. Approve additional engineering fees of \$81,893 for design and inspection of the 1st and 2nd group of road additions to be utilized from project contingency funds. Work logs will be submitted confirming inspection hours on site.

H. G. REYNOLDS COMPANY, INC.

PROPOSAL

CHANGE EVENT

PROJECT: VANCE COUNTY WATER CONTRACT 1

PROPOSAL NO.: HGRSCADA

02-Apr-14

DESCRIPTION: SCADA at Elevated Tank

A. DIRECT COSTS:		
1. Labor (per breakdown attached)	\$650.00	
2. S. S. and insurance on labor	\$292.50	
3. Material (per breakdown attached)	\$26,416.00	
4. Sales tax on materials	\$1,783.08	
5. Equipment (per breakdown attached)	\$200.00	
6. Subcontract cost (per attached schedule)	\$7,200.00	
7. Direct supervision cost (per attached schedule)	\$722.50	
8. Other direct costs _____	\$ _____	
9. FREIGHT	\$0.00	
10. _____	\$ _____	
11. _____	\$ _____	
12. _____	\$ _____	
SUBTOTAL		\$37,264.08
B. INDIRECT COSTS:		
1. Off-site supervision	\$ _____	
2. Project scheduling changes	\$ _____	
3. Home office overhead	\$ _____	
4. Project interruption costs	\$ _____	
5. Other indirect costs _____	\$ _____	
6. _____	\$ _____	
SUBTOTAL		\$0.00
C. CONSEQUENTIAL COSTS:		
1. Strikes	\$ _____	
2. Weather effects	\$ _____	
3. Acts beyond Contractor's control	\$ _____	
4. Cost of approval delays that alter schedule	\$ _____	
5. Delay in payments or retainage	\$ _____	
6. Delay in Contract work or close out	\$ _____	
7. Acceleration	\$ _____	
8. Other consequential costs _____	\$ _____	
SUBTOTAL		\$0.00
SUBTOTAL (A+B+C)		\$37,264.08
OVERHEAD AND PROFIT ON SUBCONTRACT 5%		\$360.00
OVERHEAD AND PROFIT ON GENERAL CONTRACT 15%		\$4,509.61
SUBTOTAL		\$42,133.69
BOND, BUILDERS RISK, PERMIT, G. L. INSURANCE 2%		\$842.67
TOTAL CHANGE ORDER		\$42,976.37

H. G. REYNOLDS COMPANY, INC.

PROPOSAL

CHANGE EVENT

PROJECT: VANCE COUNTY WATER DISTRICT

PROPOSAL NO.: HGRVCWDFLUSHERS

02-Apr-14

DESCRIPTION: FLUSHERS

A. DIRECT COSTS:		
1. Labor (per breakdown attached)	\$0.00	
2. S. S. and insurance on labor	\$0.00	
3. Material (per breakdown attached)	\$30,923.70	
4. Sales tax on materials	\$2,087.35	
5. Equipment (per breakdown attached)	\$0.00	
6. Subcontract cost (per attached schedule)	\$0.00	
7. Direct supervision cost (per attached schedule)	\$302.50	
8. Other direct costs _____	\$ _____	
9. FREIGHT	\$0.00	
10. _____	\$ _____	
11. _____	\$ _____	
12. _____	\$ _____	
SUBTOTAL		\$33,313.55
B. INDIRECT COSTS:		
1. Off-site supervision	\$ _____	
2. Project scheduling changes	\$ _____	
3. Home office overhead	\$ _____	
4. Project interruption costs	\$ _____	
5. Other indirect costs _____	\$ _____	
6. _____	\$ _____	
SUBTOTAL		\$0.00
C. CONSEQUENTIAL COSTS:		
1. Strikes	\$ _____	
2. Weather effects	\$ _____	
3. Acts beyond Contractor's control	\$ _____	
4. Cost of approval delays that alter schedule	\$ _____	
5. Delay in payments or retainage	\$ _____	
6. Delay in Contract work or close out	\$ _____	
7. Acceleration	\$ _____	
8. Other consequential costs _____	\$ _____	
SUBTOTAL		\$0.00
SUBTOTAL (A+B+C)		\$33,313.55
OVERHEAD AND PROFIT ON SUBCONTRACT 5%		\$0.00
OVERHEAD AND PROFIT ON GENERAL CONTRACT 15%		\$4,997.03
SUBTOTAL		\$38,310.58
BOND, BUILDERS RISK, PERMIT, G. L. INSURANCE 2%		\$766.21
TOTAL CHANGE ORDER		\$39,076.79

H. G. REYNOLDS COMPANY, INC.

PROPOSAL

CHANGE EVENT

PROJECT: VANCE COUNTY WATER CONTRACT 1

PROPOSAL NO.: HGRCOELECT

02-Apr-14

DESCRIPTION: ELECTRICAL AT MASTER METER

A. DIRECT COSTS:		
1. Labor (per breakdown attached)	\$1,087.00	
2. S. S. and insurance on labor	\$489.15	
3. Material (per breakdown attached)	\$264.00	
4. Sales tax on materials	\$17.82	
5. Equipment (per breakdown attached)	\$0.00	
6. Subcontract cost (per attached schedule)	\$7,928.00	
7. Direct supervision cost (per attached schedule)	\$150.00	
8. Other direct costs _____	\$ _____	
9. FREIGHT	\$0.00	
10. _____	\$ _____	
11. _____	\$ _____	
12. _____	\$ _____	
SUBTOTAL		\$9,935.97
B. INDIRECT COSTS:		
1. Off-site supervision	\$ _____	
2. Project scheduling changes	\$ _____	
3. Home office overhead	\$ _____	
4. Project interruption costs	\$ _____	
5. Other indirect costs _____	\$ _____	
6. _____	\$ _____	
SUBTOTAL		\$0.00
C. CONSEQUENTIAL COSTS:		
1. Strikes	\$ _____	
2. Weather effects	\$ _____	
3. Acts beyond Contractor's control	\$ _____	
4. Cost of approval delays that alter schedule	\$ _____	
5. Delay in payments or retainage	\$ _____	
6. Delay in Contract work or close out	\$ _____	
7. Acceleration	\$ _____	
8. Other consequential costs _____	\$ _____	
SUBTOTAL		\$0.00
SUBTOTAL (A+B+C)		\$9,935.97
OVERHEAD AND PROFIT ON SUBCONTRACT 5%		\$396.40
OVERHEAD AND PROFIT ON GENERAL CONTRACT 15%		\$301.20
SUBTOTAL		\$10,633.57
BOND, BUILDERS RISK, PERMIT, G. L. INSURANCE 2%		\$212.67
TOTAL CHANGE ORDER		\$10,846.24



**MARCH 31, 2014 REPORT
VANCE COUNTY WATER DISTRICT
VANCE COUNTY, NORTH CAROLINA**

Operations Highlights:

Work Order Completions To Date:

Flush Lines	6
Set Meters	216
Locate Lines	16
Odor In Water	1
Check Usage	3
Replace Meter Lid	1
Low pressure/No Water	5
Water Main Break	1
Distribute Boil Water Notices	9
Distribute Rescind Notices	9
Check for leaks	3
Phase 1 and 2 construction responses:	26

Satellite Office Activity: 13 information requests, 20 bill pays, 24 applications received

Billing Summaries

January Billing 12/04/2013 thru 01/03/2014

73 bills Gallons Billed 211,300 Average Usage 2,895 gallons x .00719=20.81 + 30.00
Base = \$50.8

February Billing 01/04/2014 through 02/04/2014

121 Bills Gallons Billed 651,120 Average Usage 5,381 gallons x .00719=38.68 + 30.00 Base
= \$68.68

March Billing 02/05/2014 through 03/04/2014

503 Total bills of which 187 were metered services

Gallons billed 607,390 Average Usage 3,248 gallons x .00719=23.35 + 30.00 Base = \$53.35

**Please note that the higher average in February was due to a few customer leaks

Vance County

Water Planning Committee Report

April 7, 2014

Water Planning Committee

This committee met on April 2 and discussed two items requested by the Water Board – refund of signup deposits and reduction of the monthly base fee charge from \$30 to \$20 for those who signed up but have decided not to connect to the water system. The committee also discussed pursuit of additional grants to increase utilization by extending the system and making sure that those who receive their refunds will have that same signup fee “reserved” into the future should water be made available to them.

- (1) **Refund of Deposits.** The Water Planning Committee determined that it is time to refund deposits (\$125) for those residents who initially signed up, but it is clear now that water service will not be available to them in the foreseeable future. A list of roads was thoroughly reviewed. Upon approval by the Water Board to start issuing refunds, a letter will be sent to the residents on those roads (see attached list) who signed up, notifying them that they will receive a refund in approximately thirty days after receipt of the refund notice. *Recommendation: Approve the issuance of refunds to residents on the roads as listed in the attached list (First Wave of Refunds).*
- (2) **Reservation of \$125 Signup Fee Level.** In related discussion, the committee believes that those residents receiving refunds should be able to “re-signup” at the same \$125 fee in the future if water is made available to them. *Recommendation: Allow residents who receive refunds to “reserve” the initial signup fee of \$125 if water service is made available to them in the future.*
- (3) **Reduction of Base Fee.** After careful deliberation, the committee decided that the base fee should remain at \$30 per month. The annual budgetary impact of reducing the charge to \$20 for all three phases for those who signed up but do not connect is about \$50,000. If the monthly base fee is reduced to \$20 for everyone, it would have an adverse impact of about \$117,000 per year. *For information only.*
- (4) **Pursuit of Grants.** In recent months, additional grant opportunities have become available for infrastructure. The committee supports the pursuit of those grants if the County meets the necessary requirements. *Recommendation: Authorize the staff to work with the County’s engineering firm and other resources to pursue grants to provide additional water service in the County.*

Water Taps to Refund

April 7, 2014

First Wave of Refunds

- Middleburg Area – 9 wet taps
- Bill Bragg Morton Road – 3 wet taps
- Boney Lankford Road & Loop Road – 3 wet taps
- Tower Lane – 9 wet taps
- Daniel Harris Road – 5 wet taps
- North Cokesbury, Old Warrenton Road & Pete Abbott Lane – 5 wet taps
- Brookston Road and Buchan Best Lane – 4 wet taps
- Newton Dairy Road – 3 wet taps
- Gupton Lane – 1 wet tap
- Club Pond Road – 2 wet taps
- Weldon's Mill Road (4.5 miles) – 16 wet taps (9 of which within 1 mobile home park on south end of road)
- Hoyletown Road – 2 wet taps
- Southerland Mill Road – 4 wet taps
- Cross Creek Road – 2 wet taps
- NC 39 between City limits and Gillburg (also includes McNair Drive, NC 39 Loop Rd, and Southland Subdivision – (all roads together approx. 3.7 miles) – 26 wet taps
- Faulkner Town Road, Dogwood Trail and Daisy Lane - 8 wet taps
- Walter Bowen (2.1 miles) – 11 wet taps
- Greystone Road – 1 wet tap
- Four Oaks Lane – off of S. Cokesbury Road – 1 wet tap
- Cheatham Mabry Road and Computer Lane – 13 wet taps
- Baptist Church Road and Angel Lane – 3 wet taps
- Ellington Road – 2 wet taps
- Fawn Drive – 12 wet taps
- Ridge Circle Rd, Foxfire Drive, Lone Wolf Drive & Coyote Ct – 5 wet taps
- E. Pinehill Drive – 2 wet taps
- Ridgecrest Lane – 2 wet taps
- Green Meadow Lane – 2 wet taps

Total to refund at this time - 156 wet taps amounting to \$19,500

Area of marginal signups to consider refunds at a later time closer to the end of the Phase 1A Project

- Rock Mill Road – 13 wet taps
- NC 39 South beyond Gillburg – 23 wet taps
- Epsom Rocky Ford – 13 wet taps
- Foster Road Area – 57 wet taps

Total - 106 wet taps amounting to \$13,250

There are a few additional beyond these as the refunds are made and records are reconciled.

*Committee Reports
and Recommendations*

Vance County

Committee Reports and Recommendations

April 7, 2014

Human Resources Committee

This committee met on April 1 and discussed employee position vacancies and an appointment process for two County vacancies on the Henderson-Vance County Economic Development Commission.

- (1) **Position Vacancies.** (A) The Jail has a position vacancy for a *Detention Officer*. This position is essential to ensure safety and security of the facility and inmates. (B) The Emergency Operations (911) Center has a vacant *Telecommunicator* position. The department has seen a consistent increase in call volume and workload; thus, filling this position is crucial in providing services. (C) Social Services has a position vacancy for a *Processing Assistant IV* at the Front Desk/Reception Unit. This position ensures clients are properly registered for services beneficial to their needs and that they are routed to the appropriate staff. **Committee Recommendation:** *Authorize the filling of the vacant positions as requested.*
- (2) **Economic Development Commission Vacancies.** Inasmuch as there are several well-qualified applicants for the two vacant EDC positions, the committee agreed that further information/data about those interested in serving would be very helpful in determining the best individuals to serve. Therefore, the committee is in the process of developing a questionnaire that will seek more detailed information from those who have expressed interest in the positions. A further report will be made to the full Board in its May meeting. *For information only.*

Technology Committee

This committee met on March 27 and discussed several items that were assigned by the Board of Commissioners as discussed in the Board's Planning Retreat. Those items were a possible technology controls audit (primarily security oriented), consolidation of the data center, and use of social media to promote the County.

- (1) **Technology Controls Audit.** With input from staff, the committee discussed whether or not a controls audit is necessary. After extensive discussion, it was decided that policies and procedures should be developed and put into place before proceeding with plans for a technology controls audit. The IT Director will contact other counties and cities to obtain copies of similar policies and procedures for potential customization for Vance County. The committee will meet again in thirty days to review those model policies. *For information only.*
- (2) **Consolidation of Data Center.** It was suggested to the Board that the County's data center should be relocated from the Administrative Building to the Schools' Central Office. The staff has already begun to locate some of its servers in the Courthouse and is confident that is a responsible plan of action. The Courthouse is

more physically secure, is accessible around the clock, and has an existing generator. The committee was supportive of this strategy. *For information only.*

- (3) ***County Use of Social Media.*** Numerous County departments are currently using some form of social media (Facebook, Twitter, LinkedIn, etc.) It was determined that a formal policy regarding the appropriate use of social media as a means of promoting the County is in order. The staff will develop a policy and present to the committee for review. *For information only.*

Properties Committee

This committee met on April 1 to discuss guidelines for use of the Farmers Market by outside groups and properties now owned by the County due to property tax foreclosures.

- (1) ***Farmers Market Use Guidelines.*** The Farmers Market Advisory Committee recommended a set of guidelines for use of the facility when it is not being used for its primary purpose. The Board of Commissioners asked the Properties Committee to review the guidelines and make a recommendation back to the full Board. The Committee is in the process of reviewing the proposed guidelines and expects to make a report to the full Board in a future meeting. *For information only.*
- (2) ***Foreclosure Properties.*** The committee was made aware of the two types of properties in which the County has ownership – those that are outside City limits and now owned totally by the County as a result of foreclosure, and those foreclosure properties that are located inside the City and thus owned jointly by the County and City. These properties were offered for public sale by the tax foreclosure attorney, but were not purchased. The committee decided that the best way to proceed would be to engage the services of a professional auction firm that will use, at a minimum, electronic and other means of auctioning/selling the properties. It was decided to first sell the properties owned solely by the County and then to pursue the sale of the jointly owned properties. All offers will require action by the full Board of Commissioners prior to final sale. ***Recommendation:*** *Authorize the Properties Committee, with staff assistance, to develop and distribute a Request for Proposals/Qualifications for a professional auction firm to market and sell County-owned properties obtained through tax foreclosures.*

*Finance Director's
Report*

Vance County
Finance Director's Report to the Board
April 7, 2014

A. Armory Building – Contract with Auction Company. A RFQ/RFP was sent out to prospective auction/realty companies to provide auction services for the disposition of the former Armory building. Four responses to the RFP/RFQ were received and will be evaluated by the Properties Committee. *Recommendation: The Properties Committee will meet on Monday afternoon and a recommendation of an auction firm to contract with will be presented to the Board Monday evening.*

B. County Financial Audit. County staff prepared and distributed a RFP seeking proposals to audit the County's financial information for the next three fiscal years. Responses were received from three qualified CPA firms. The following is a summary of the proposed costs as well as relevant experience:

Firm	<u>Carr Riggs & Ingram</u>	<u>Winston, William, Creech, Evans & Company</u>	<u>Martin Starnes & Associates</u>
Location	New Bern	Oxford	Hickory
County Audits	8	6	41
Year 1 Cost	\$44,475	\$54,000	\$57,500
Year 2 Cost	\$45,500	\$55,600	\$57,500
Year 3 Cost	\$47,000	\$57,250	\$59,150

Recommendation: Staff will execute a three year contract with the CPA firm as selected by the Board of Commissioners.

C. Financial Review/Audit – Volunteer Fire Departments. Staff prepared and distributed a RFP to prospective CPA firms to provide financial reviews/audits of participating volunteer fire departments. Participation in the contract is voluntary for the fire departments. Initial participation from five volunteer fire departments is anticipated. *Recommendation: The deadline to submit responses to the RFP is Friday, April 4 at 3:00 p.m. A summary of the responses will be presented to the Board Monday evening for consideration. Staff will execute a three year contract with a CPA firm at the recommendation of the Board of Commissioners.*

*County Manager's
Report*

Vance County
County Manager's Report to the Board
April 7, 2014

A. Spring Litter Sweep Proclamation. In the spring and fall of each year, the NC Department of Transportation sponsors cleanup campaigns to beautify the roadsides of the State. In support of the upcoming Spring Litter Sweep, the Board of County Commissioners is asked to approve a proclamation urging all citizens to become involved in making Vance County cleaner, safer, and more aesthetic. *Recommendation: Approve the enclosed proclamation designating April 26 – May 10, 2014, as Fall Litter Sweep in Vance County.*

B. Scalehouse Bids. Quotes have been received to replace the small landfill scalehouse. Three quotes were obtained and the lowest is \$9,670 by Jimmy Lawrence (the original builder). The other two quotes are J. Ramsey - \$13,000 and Tarheel Woodcrafters - \$14,000. Supervision of the building of the scalehouse will be by inspectors in the Planning & Development Department. The cost of this work will be covered by insurance proceeds, subject to the normal \$1,000 deductible. *Recommendation: Approve the selection of Jimmy Lawrence as the lowest quote in the amount of \$9,670 to replace the landfill scalehouse.*

C. Intergovernmental Committee Meeting Request. The County recently submitted a request to the City of Henderson to reactivate its Intergovernmental Committee appointees so the “joint committee” could meet as a means of adequately planning for future success. About three years ago the City and County revised its traditional way of addressing joint issues by going to a single appointed liaison from each governing body. The City responded that it wanted to know why the County wanted to replace the liaison arrangement with a committee approach. It also asked that the County take official action to make the formal request during one of the Commissioners’ meetings. *Recommendation: For consideration by the Board.*

D. Leadership Vance. Leadership Vance 2014 “County Day” will be held on Tuesday, April 15. Commissioners are invited to come to the 9:00 a.m. Icebreaker Reception in Commissioners Conference Room and also to join the group at lunch at 12:00 noon. *Recommendation: For information only.*

RESOLUTION
by the
Vance County Board of Commissioners
in
Recognition of the 2014 Spring Litter Sweep

WHEREAS, in conjunction with the North Carolina Department of Transportation, Vance County supports and encourages participation in the Spring 2014 roadside cleanup effort to ensure clean and beautiful roads throughout the County; and

WHEREAS, the Spring 2014 Litter Sweep roadside cleanup campaign will occur April 26 - May 10. The County urges all communities, civic and professional groups, businesses, churches, schools, families, and individual citizens to participate in the cleanup effort by sponsoring and organizing roadside cleanup teams; and

WHEREAS, Adopt-A-Highway volunteers, community service workers, community leaders, civic and community organizations, businesses, churches, schools, and environmentally concerned citizens conduct local cleanups during Litter Sweep and may receive Certificates of Appreciation for participation; and

WHEREAS, the natural beauty of our State and County, in addition to a clean environment, is a source of great pride for all Vance County residents, attracting tourists and aiding in the recruiting of new industries; and

WHEREAS, the cleanup effort will increase the awareness of the need for cleaner roadsides, emphasize the importance of anti-litter campaigns, and emphasize the recycling of solid wastes such as glass, metals, and plastics; and

WHEREAS, the Litter Sweep cleanup will be a part of educating the children and citizens of the County regarding the importance of a clean environment to the quality of life in Vance County.

NOW, THEREFORE BE IT PROCLAIMED, that the Vance County Board of Commissioners does hereby recognize April 26 - May 10, 2014 as “Spring Litter Sweep” in Vance County and encourages all citizens to take an active role in making the community a cleaner and more beautiful place in which to live.

THIS, the 7th day of April, 2014.



Vance COUNTY

NORTH CAROLINA

Planning and Development Department

www.vancecounty.org

TO: Board of Commissioners
FROM: Deputy County Manager/Director of Planning & Dev.
SUBJECT: Landfill Scale house Construction Quotes
DATE: April 7, 2014

156 Church Street, Suite 3
Henderson, NC 27536

Ph: (252) 738-2091
Fax: (252) 738-2089

Overview

Staff has requested quotes from several handymen, contractors and builders for the rebuild of the county scale house which was destroyed by fire during the early part of March. Since this time the fire debris has been removed, temp power has been restored on site, a visual evaluation has been made of the existing scales, specifications for a rebuild have been developed and quotes have been received to complete the rebuild. The insurance company is currently reviewing all quotes and should have a value determination in the next few days. Supervision of construction in order to meet established specifications and state codes will be supervised by Inspectors in the Planning and Development.

In order to proceed forward expeditiously, it is requested that quotes be reviewed - staff recommends selection of Jimmy Lawrence as the low bidder – see below.

Quote Tabulations

Quote SUMMARY Vance County Landfill Scalehouse	
CONTRACTOR	TOTAL BID AMOUNT
Jimmy Lawrence	\$9,670
Jimmy Ramsey	\$13,000
Tarheel Woodcrafters, Inc.	\$14,232

Requests

1. Approve construction of the landfill scale house by Jimmy Lawrence at a not to exceed value of \$9,670 and to approve proceeding forward with restoring the building and necessary components subject to a final determination by the insurance company.

Consent Agenda Items

Budget Amendments and Transfers
Ambulance Charge-Offs
Tax Refunds and Releases
Minutes

Monthly Reports
911 Emergency Operations
Administrative Ambulance Charge-Offs
Community Development Block Grant
Health Department
Human Resources
Information Technology
Planning & Development
Parks & Recreation
Social Services
Tax Office
Veterans Service

VANCE COUNTY BUDGET AMENDMENT REQUEST
2013 - 2014 Fiscal Year

A request to amend the 2013-2014 Vance County Budget is hereby submitted to the Vance County Board of Commissioners as follows:

Department Name: Vance County Schools

Revenue Amendment Request

ACCOUNT TITLE	ACCOUNT NUMBER	REVENUE INCREASE (DECREASE)
Lottery Proceeds	60367-438502	50,500.00
Transfer from CR-Schools	10397-439760	50,500.00

TOTAL REVENUE INCREASE (DECREASE) \$ 101,000.00

Reason for Revenue Amendment Request: Additional current year appropriation of lottery funds for school security enhancements. This advances year 2 of a 4 year plan. Board approved the allocation of these funds at its October 7, 2013 meeting.
Total amendment is \$101,000 due to the transaction affecting multiple funds.

Expenditure Amendment Request

ACCOUNT TITLE	ACCOUNT NUMBER	EXPENSE INCREASE (DECREASE)
Transfer GF-Capital Outlay	60681-500301	50,500.00
Capital Outlay	10681-500074	50,500.00

TOTAL \$ 101,000.00

Reason for Expense Amendment Request: See above

Requested by: _____ Date _____

APPROVED: VANCE COUNTY BOARD OF COMMISSIONERS IN MEETING OF _____ _____ Kelly Grissom, Clerk VANCE COUNTY BOARD OF COMMISSIONERS
--

Reviewed by _____
Finance Office _____

VANCE COUNTY BUDGET AMENDMENT REQUEST
2013 - 2014 Fiscal Year

A request to amend the 2013-2014 Vance County Budget is hereby submitted to the Vance County Board of Commissioners as follows:

Department Name: Social Services

Revenue Amendment Request

ACCOUNT TITLE	ACCOUNT NUMBER	REVENUE INCREASE (DECREASE)
DSS Administrative	10348-434800	150,000.00

TOTAL REVENUE INCREASE (DECREASE) \$ 150,000.00

Reason for Revenue Amendment Request: Additional allocation of LIHEAP funds. These are 100% federal dollars.

Expenditure Amendment Request

ACCOUNT TITLE	ACCOUNT NUMBER	EXPENSE INCREASE (DECREASE)
Low Income Home Energy Assist	10610-500433	150,000.00

TOTAL \$ 150,000.00

Reason for Expense Amendment Request: See above

Requested by: _____ Date _____

APPROVED: VANCE COUNTY BOARD OF COMMISSIONERS IN MEETING OF _____ _____ Kelly Grissom , Clerk VANCE COUNTY BOARD OF COMMISSIONERS

Reviewed by _____
Finance Office _____

VANCE COUNTY BUDGET AMENDMENT REQUEST
2013 - 2014 Fiscal Year

A request to amend the 2013-2014 Vance County Budget is hereby submitted to the Vance County Board of Commissioners as follows:

Department Name: Social Services

Revenue Amendment Request

ACCOUNT TITLE	ACCOUNT NUMBER	REVENUE INCREASE (DECREASE)
DSS Administrative	10348-434800	13,752.00

TOTAL REVENUE INCREASE (DECREASE) \$ 13,752.00

Reason for Revenue Amendment Request: Additional allocation of crisis intervention funds. These are 100% federal dollars.

Expenditure Amendment Request

ACCOUNT TITLE	ACCOUNT NUMBER	EXPENSE INCREASE (DECREASE)
Crisis Intervention	10610-500235	13,752.00

TOTAL \$ 13,752.00

Reason for Expense Amendment Request: _____

Requested by: _____ Date _____

APPROVED: VANCE COUNTY BOARD OF COMMISSIONERS IN MEETING OF _____ _____ Kelly Grissom , Clerk VANCE COUNTY BOARD OF COMMISSIONERS

Reviewed by _____
Finance Office _____

VANCE COUNTY
DEPARTMENTAL LINE-ITEM TRANSFER REQUEST
 2013 - 2014 Fiscal Year

Department Name: Farmer's Market

Request for Funds to be Transferred From:

ACCOUNT TITLE	ACCOUNT NUMBER	AMOUNT
Contingency	10999-500099	\$7,753

TOTAL \$ 7,753

Explanation of transfer request: Establishes an operating budget for the Farmer's Market for the remainder of fiscal year 2013-2014.

board approved the request at its March 10, 2014 meeting.

Request for Funds to be Transferred To:

ACCOUNT TITLE	ACCOUNT NUMBER	AMOUNT
Part-Time Salaries	10622-500002	2,128
FICA Expense	10622-500005	163
Utilities	10622-500013	2,912
Maintenance Building & Grounds	10622-500015	1,500
Advertising	10622-500026	600
Departmental Supplies	10622-500033	150
Insurance & Bonds	10622-500054	300

TOTAL \$ 7,753

Explanation of transfer request: See above.

Requested by: _____ Date _____

PRESENTED:
 VANCE COUNTY BOARD OF COMMISSIONERS
 IN MEETING OF

Reviewed by
 Finance Office _____

VANCE COUNTY
DEPARTMENTAL LINE-ITEM TRANSFER REQUEST
 2013 - 2014 Fiscal Year

Department Name: VGCC

Request for Funds to be Transferred From:

ACCOUNT TITLE	ACCOUNT NUMBER	AMOUNT
Current Exp-Corporate Campus	10683-500287	\$24,000
VGCC Project Principal	10683-500360	19,685
VGCC Project Interest	10683-500361	8,907
Contingency	10999-500099	886

TOTAL \$ 53,478

Explanation of transfer request: Previously budgeted operational and debt service funds that are needed for renovations at the Corporate Campus location. Board approved the transfer of these funds at its March 10, 2014 meeting.

Request for Funds to be Transferred To:

ACCOUNT TITLE	ACCOUNT NUMBER	AMOUNT
Capital Outlay	10683-500074	53,478

TOTAL \$ 53,478

Explanation of transfer request: See above.

Requested by: _____ Date _____

PRESENTED:
 VANCE COUNTY BOARD OF COMMISSIONERS
 IN MEETING OF

Reviewed by _____
 Finance Office _____

**VANCE COUNTY
DEPARTMENTAL LINE-ITEM TRANSFER REQUEST
2013 - 2014 Fiscal Year**

Department Name: Register of Deeds

Request for Funds to be Transferred From:

ACCOUNT TITLE	ACCOUNT NUMBER	AMOUNT
Maintenance Equipment	10480-500016	\$600

TOTAL \$ 600

Explanation of transfer request: Additional paper supplies are needed to make it through the end of the current fiscal year.

Request for Funds to be Transferred To:

ACCOUNT TITLE	ACCOUNT NUMBER	AMOUNT
Office Supplies	10480-500032	600

TOTAL \$ 600

Explanation of transfer request: See above.

Requested by: _____ Date _____

PRESENTED: VANCE COUNTY BOARD OF COMMISSIONERS IN MEETING OF _____ _____
--

Reviewed by _____
 Finance Office _____

**VANCE COUNTY
DEPARTMENTAL LINE-ITEM TRANSFER REQUEST
2013 - 2014 Fiscal Year**

Department Name: Animal Control

Request for Funds to be Transferred From:

ACCOUNT TITLE	ACCOUNT NUMBER	AMOUNT
Contracted Services	10599-500045	\$4,500

TOTAL \$ 4,500

Explanation of transfer request: Additional funds needed in the Vehicle Maintenance line item due to a vehicle accident with a deer and two trucks in need of tires.

Request for Funds to be Transferred To:

ACCOUNT TITLE	ACCOUNT NUMBER	AMOUNT
Maintenance Vehicles	10599-500017	4,500

TOTAL \$ 4,500

Explanation of transfer request: See above.

Requested by: _____ Date _____

PRESENTED:
VANCE COUNTY BOARD OF COMMISSIONERS
IN MEETING OF

Reviewed by _____
Finance Office _____

VANCE COUNTY
 DEPARTMENTAL LINE-ITEM TRANSFER REQUEST
 2013 - 2014 Fiscal Year

Department Name: Youth Services

Request for Funds to be Transferred From:

ACCOUNT TITLE	ACCOUNT NUMBER	AMOUNT
Contracted Services	10619-500045	\$29,526
Food & Provisions	10618-500047	400

TOTAL \$ 29,926

Explanation of transfer request: Line item budget revisions. No additional funds requested.

Request for Funds to be Transferred To:

ACCOUNT TITLE	ACCOUNT NUMBER	AMOUNT
Food & Provisions	10619-500047	1,600
Auto Supplies	10619-500031	200
Other Supplies & Materials	10619-500034	5,500
Travel/Training	10619-500014	1,200
Maintenance Vehicles	10619-500017	500
Restitution Payments	10619-500052	1,000
Capital Outlay	10619-500074	1,600
Special Contracted Services	10620-500044	2,602
Food & Provisions	10620-500047	2,000
Auto Supplies	10620-500031	200
Other Supplies & Materials	10620-500034	2,000
Travel/Training	10620-500014	6,000
Maintenance Vehicles	10620-500017	570
Special Projects	10620-500062	800
Capital Outlay	10620-500074	800
Other Supplies & Materials	10618-500034	344
Contracted Services	10618-500045	3,010

TOTAL \$ 29,926

Explanation of transfer request: See above.

Requested by: _____ Date _____

PRESENTED:
 VANCE COUNTY BOARD OF COMMISSIONERS
 IN MEETING OF

Reviewed by
 Finance Office _____

AMBULANCE CHARGE-OFFS
DECEASED REQUIRING BOARD APPROVAL

MARCH 2014

<u>NAME</u>	<u>DATE OF SERVICE</u>	<u>AMOUNT</u>	<u>REASON</u>
Faith M. Clay	04/02/2007	359.72	No estate listing
Harold Daye	02/20/2004	384.00	No estate listing
Elaine M. Ramer	02/20/2007	171.68	No estate listing
Heather M. Scott	06/18/2012	150.00	No estate listing
Janice L. Wynne	11/06/2007 – 04/22/2012	319.95	No estate listing
MONTHLY TOTAL	\$ 1,385.35	FISCAL YTD TOTAL	\$ 1,443.14

Tax Office Refund and Release Report for February 2014

Taxpayer Name	Tax Year	Real	Personal	Motor Vehicle	MV Fee	Solid Waste Fee	Reason
Aalsharran Rosa Harris	2003	0	0	21.59	10.00	0	mass abatement b
Abbott Cynthia A.	2003	0	200.92	0	0	75.00	mass abatement b
Abbott Timothy Wayne	2003	0	0	8.15	0	0	mass abatement b
Acosta Eduardo Luz	2003	0	0	21.20	0	0	mass abatement b
Acosta Omar Luz	2003	0	0	31.81	0	0	mass abatement b
Adkerson J Carson Heirs	2003	11.16	0	0	0	0	mass abatement b
Adolph Sarah Louise	2003	0	0	19.82	0	0	mass abatement b
Affrunti Ferebee Faye	2003	0	0	67.69	0	0	mass abatement b
Alexander Edna Kearney	2003	0	0	58.47	0	0	mass abatement b
Alexander Eugene	2003	0	55.30	0	0	75.00	mass abatement b
Alexander Eugene	2003	0	58.69	0	0	75.00	mass abatement b
Alexander Robert Lee	2003	0	0	49.53	2.26	0	mass abatement b
Alexander Winston Oniel	2003	0	0	30.04	0	0	mass abatement b
Alford Angela Yvette	2003	0	0	13.59	10.00	0	mass abatement b
Allanson Joshua Alexander	2003	0	0	26.60	0	0	mass abatement b
Allen Jr James Douglas	2003	0	0	2.72	0	0	mass abatement b
Allen Kimago A.	2003	0	29.57	0	0	75.00	mass abatement b
Allen Mary Jones	2003	0	0	12.38	10.00	0	mass abatement b
Allen Mary Kathryn	2003	0	0	66.59	10.00	0	mass abatement b
Allen Mary Terry	2003	0	0	56.02	10.00	0	mass abatement b
Allen Sarah	2003	0	202.70	0	0	75.00	mass abatement b
Allgood Leslie Luann	2003	0	0	28.46	0	0	mass abatement b
Allton Patricia	2003	0	0	0	0	75.00	mass abatement b
Almond Randy Dean	2003	0	0	36.46	0	0	mass abatement b
Alsad Abdalrahm M.	2003	0	0	25.30	0	0	mass abatement b
Alston Clara O.	2003	0	0	0	0	35.00	mass abatement b
Alston Gracie Bullock	2003	0	0	42.88	10.00	0	mass abatement b
Alston Gracie Bullock	2003	0	0	9.06	10.00	0	mass abatement b
Alston Jr. Norman	2003	0	0	97.19	0	0	mass abatement b
Alston Mary Louise	2003	0	0	0	0	75.00	mass abatement b
Alston Sean	2003	0	813.19	0	0	75.00	mass abatement b
Alvarado-Villanuva Raven Aman	2003	0	0	29.02	0	0	mass abatement b
Alvarez Juan Hernandez	2003	0	0	24.28	10.00	0	mass abatement b
Anderson Sherrell Kenneth	2003	0	0	43.19	10.00	0	mass abatement b
Antonio Camilo Ramos	2003	0	0	40.08	10.00	0	mass abatement b
Apodaca Urbano	2003	0	0	46.16	0	0	mass abatement b
Appling Tanecia	2003	0	0	30.10	10.00	0	mass abatement b
Appling Tanecia Resund	2003	0	0	27.15	0	0	mass abatement b
Aqrabawi Angela Phillips	2003	0	0	11.86	0	0	mass abatement b
Archie Jr. Robert	2003	0	0	23.56	10.00	0	mass abatement b
Arellano Ma Concepcio	2003	0	0	32.13	0	0	mass abatement b
Arriaga Alfredo	2003	0	0	20.82	0	0	mass abatement b
Arriaga Alfredo Romero	2003	0	0	23.08	0	0	mass abatement b
Arriaga-Fragoso Oscar Gregori	2003	0	0	21.00	0	0	mass abatement b
Arroyo Rafael Angel Vivero	2003	0	0	12.37	0	0	mass abatement b
Ashcraft Mary M. Heirs	2003	0	146.20	0	0	75.00	mass abatement b
Ashline Sean Michael	2003	0	0	78.38	0	0	mass abatement b
Ashline Sean Michael	2003	0	0	2.72	0	0	mass abatement b
Associates Leasing Inc.	2003	0	0	27.49	10.00	0	mass abatement b
Associates Leasing Inc.	2003	0	0	68.77	10.00	0	mass abatement b
AT&T Communications	2003	0	4.76	0	0	0	mass abatement b
Ayscue Deborah B.	2003	0	94.45	0	0	75.00	mass abatement b

Taxpayer Name	Tax Year	Real	Personal	Motor Vehicle	MV Fee	Solid Waste Fee	Reason
Ayscue Kevin Thomas	2003	0	0	18.91	0	0	mass abatement b
Ayscue Rachel Guill	2003	0	0	25.92	10.00	0	mass abatement b
B & M Equipment Inc.	2003	0	0	116.22	10.00	0	mass abatement b
Bacote Selma	2003	0	0	36.29	0	0	mass abatement b
Bahena Aner Vizueth	2003	0	0	39.26	10.00	0	mass abatement b
Bailey Verlian Roger	2003	0	54.78	0	0	75.00	mass abatement b
Baldeolivas Blanca Estela	2003	0	0	38.69	0	0	mass abatement b
Baldeolivas Blanca Estela	2003	0	0	18.69	0	0	mass abatement b
Bannister Charisse Bernice	2003	0	0	24.31	10.00	0	mass abatement b
Barker Daniel Walter	2003	0	0	4.47	0	0	mass abatement b
Barker Daniel Walter	2003	0	0	16.85	0	0	mass abatement b
Barker Daniel Walter	2003	0	0	4.53	0	0	mass abatement b
Barker Margaret Grace	2003	0	0	34.57	10.00	0	mass abatement b
Barnes Jr. Aubrey Thomas	2003	0	0	69.58	0	0	mass abatement b
Barron Antonio Castillo	2003	0	0	44.55	10.00	0	mass abatement b
Baskerville Kelvin Wayne	2003	0	0	38.60	0	0	mass abatement b
Batchelor Clayton Demond	2003	0	0	11.07	0	0	mass abatement b
Belle Wonona Michelle	2003	0	0	49.92	10.00	0	mass abatement b
Bellinger Michael A.	2003	0	0	17.01	0	0	mass abatement b
Belmares Antonio Gonzalez	2003	0	0	49.85	0	0	mass abatement b
Benson Charlotte D.	2003	0	63.77	0	0	0	mass abatement b
Bernal Ramon Camacho	2003	0	0	13.95	0	0	mass abatement b
Bernal Ramon Camacho	2003	0	0	32.77	0	0	mass abatement b
Biggs Juan Andres	2003	0	0	32.36	0	0	mass abatement b
Bills John Gregory	2003	0	0	6.60	0	0	mass abatement b
Bills John Gregory	2003	0	0	12.18	0	0	mass abatement b
Bobbitt Bennie Heirs	2003	276.58	0	0	0	75.00	mass abatement b
Bobbitt Joyce Lene	2003	0	0	6.49	10.00	0	mass abatement b
Bobbitt Patricia Ann (Parham)	2003	0	0	20.18	0	0	mass abatement b
Bobbitt Ricky L.	2003	0	0	118.65	0	0	mass abatement b
Bolbin Miquel Guzman	2003	0	131.36	0	0	75.00	mass abatement b
Bookman Sarra Jan	2003	0	0	22.04	0	0	mass abatement b
Boone Dennis Wayne	2003	0	0	28.83	0	0	mass abatement b
Boone Dennis Wayne	2003	0	0	6.05	0	0	mass abatement b
Botros Wael Milad Yacoub	2003	0	0	25.82	10.00	0	mass abatement b
Boyd Jason	2003	0	0	22.53	0	0	mass abatement b
Bradford Clinton	2003	0	0	71.67	10.00	0	mass abatement b
Brame James A. Sr. Heirs	2003	98.00	0	0	0	0	mass abatement b
Branch James Darnell	2003	0	0	52.76	0	0	mass abatement b
Branch James Darnell	2003	0	0	2.79	0	0	mass abatement b
Brandon Frances Oneal	2003	0	0	191.16	10.00	0	mass abatement b
Brandon III James Ervin	2003	0	0	71.52	10.00	0	mass abatement b
Brandon Joe Ann	2003	0	0	40.92	10.00	0	mass abatement b
Brandon Jr. James Ervin	2003	0	0	29.90	10.00	0	mass abatement b
Brandt Willie Allen	2003	0	0	15.16	0	0	mass abatement b
Brewer Darlene Rae	2003	0	0	37.20	0	0	mass abatement b
Brewer Esther Marie	2003	0	0	23.71	10.00	0	mass abatement b
Briones-Martinez Maria Dolore	2003	0	0	32.77	10.00	0	mass abatement b
Brodie Armsted Elvin	2003	0	0	14.65	10.00	0	mass abatement b
Brodie Armsted Elvin	2003	0	0	7.55	10.00	0	mass abatement b
Brodie Barbara Branch	2003	0	0	18.57	10.00	0	mass abatement b
Brown Arthur Hartwell	2003	0	0	105.93	0	0	mass abatement b
Brown Charlene Ayscue	2003	0	0	10.14	0	0	mass abatement b
Brown Debra	2003	253.52	0	0	0	75.00	mass abatement b
Brown Jr. Garland	2003	0	0	55.24	0	0	mass abatement b

Taxpayer Name	Tax Year	Real	Personal	Motor Vehicle	MV Fee	Solid Waste Fee	Reason
Brown Jr. Gregory McCoy	2003	0	0	28.69	0	0	mass abatement b
Brown Linda Jackson	2003	0	0	43.90	0	0	mass abatement b
Brown Linda Jackson	2003	0	0	25.97	10.00	0	mass abatement b
Brown Michael Leonard	2003	0	0	36.27	0	0	mass abatement b
Brown Shayisha	2003	0	0	109.48	10.00	0	mass abatement b
Brown Shayisha	2003	0	0	22.95	10.00	0	mass abatement b
Brown Vaughn Dale	2003	0	0	66.22	0	0	mass abatement b
Brummitt Michael R.	2003	134.85	0	0	0	0	mass abatement b
Bryant Yolanda Ladetta	2003	0	0	13.30	0	0	mass abatement b
Bullock Felicia Jones	2003	0	0	13.67	0	0	mass abatement b
Bullock Gary	2003	0	63.29	0	0	75.00	mass abatement b
Bullock Latoya Quintina	2003	0	0	20.27	0	0	mass abatement b
Bullock Laura Elnora	2003	0	0	25.56	0	0	mass abatement b
Bullock Melvin Junior	2003	0	0	12.58	0	0	mass abatement b
Bullock Robert Tyrone	2003	0	0	39.43	0	0	mass abatement b
Bullock Shirley	2003	0	0	34.57	10.00	0	mass abatement b
Bunch Joe	2003	0	0	40.73	0	0	mass abatement b
Bunton Jerry Wayne	2003	0	0	30.50	0	0	mass abatement b
Burchette Berlinda Bullock	2003	0	0	16.01	10.00	0	mass abatement b
Burreal Sean Wendell	2003	0	0	69.53	10.00	0	mass abatement b
Burt Sheila Kingsberry	2003	0	0	20.88	10.00	0	mass abatement b
Burton Larry Donald	2003	0	0	10.14	0	0	mass abatement b
Burwell Martha	2003	0	320.06	0	0	75.00	mass abatement b
Burwell Nyteisha Lanette	2003	0	0	8.56	0	0	mass abatement b
Burwell Shirley Annette	2003	0	0	25.25	0	0	mass abatement b
Burwell Spotwood Edward	2003	0	0	59.46	0	0	mass abatement b
Butler Anthony Orlando	2003	0	0	77.92	10.00	0	mass abatement b
Bya Yhun	2003	0	0	162.01	0	0	mass abatement b
Bya Yhun	2003	0	0	23.71	10.00	0	mass abatement b
Cabana Aaron Lee	2003	0	0	71.86	0	0	mass abatement b
Campbell Elizabeth Ann	2003	0	0	76.93	0	0	mass abatement b
Cannady Charlie Romie	2003	0	0	10.77	0	0	mass abatement b
Canseco-Cruz Adelina	2003	0	0	44.70	10.00	0	mass abatement b
Cantero Javier	2003	0	0	33.98	10.00	0	mass abatement b
Cantero Javier	2003	0	0	11.72	0	0	mass abatement b
Capps Jr. Bradley D.	2003	0	0	38.66	10.00	0	mass abatement b
Carden Jerry	2003	0	42.55	0	0	75.00	mass abatement b
Cardenas Ezequiel	2003	0	0	11.16	0	0	mass abatement b
Carliles Daisy R.	2003	0	0	0	0	75.00	mass abatement b
Carnalla Gonzalo Pineda	2003	0	0	17.06	10.00	0	mass abatement b
Carr Alonzo Alexander	2003	0	0	127.22	0	0	mass abatement b
Carrasco-Luria Obet	2003	0	0	62.35	0	0	mass abatement b
Carrasco-Luria Obet	2003	0	0	35.03	0	0	mass abatement b
Carrasco-Luria Obet	2003	0	0	68.86	10.00	0	mass abatement b
Carroll Jr Sidney Hartwell	2003	0	0	16.98	10.00	0	mass abatement b
Case Michael Angelo	2003	0	0	18.79	0	0	mass abatement b
Cash Corbett Davis	2003	0	0	38.04	0	0	mass abatement b
Cassady Kristine Lynnette	2003	0	0	137.61	0	0	mass abatement b
Castillo Gustavo Vasquez	2003	0	0	5.41	0	0	mass abatement b
Cato Corp	2003	0	0	138.38	0	0	mass abatement b
Caudill Deborah Tillotson	2003	0	0	51.41	10.00	0	mass abatement b
CDS Inc.	2003	0	0	92.97	10.00	0	mass abatement b
CDS Inc.	2003	0	0	93.57	10.00	0	mass abatement b
CDS Inc.	2003	0	0	92.97	10.00	0	mass abatement b
Centerpoint Financial Services	2003	0	154.85	0	0	0	mass abatement b

Taxpayer Name	Tax Year	Real	Personal	Motor Vehicle	MV Fee	Solid Waste Fee	Reason
Champion William A.	2003	0	0	94.42	0	0	mass abatement b
Chavarian-Zepeda Adrian	2003	0	0	22.60	0	0	mass abatement b
Chavez Javier Ramos	2003	0	0	24.18	0	0	mass abatement b
Chavez Javier Ramos	2003	0	0	11.53	0	0	mass abatement b
Chavez Uriel Chavarin	2003	0	0	51.10	10.00	0	mass abatement b
Cheek Harry Lee	2003	0	0	47.11	3.49	0	mass abatement b
Cheek Robert	2003	122.39	0	0	0	75.00	mass abatement b
Cifuentes Diego Ruiz Cifunte	2003	0	0	30.60	0	0	mass abatement b
Clark Anthony Lewis	2003	0	0	11.95	0	0	mass abatement b
Clay Henry Lee Jr.	2003	0	34.88	0	0	75.00	mass abatement b
Clements Sr. Bernice Earl	2003	0	0	3.44	0	0	mass abatement b
Clifton Gregory	2003	272.77	0	0	0	75.00	mass abatement b
Closs Cynthia Nicole	2003	0	0	24.16	10.00	0	mass abatement b
Cole Jr. James Brooks	2003	0	0	9.49	0	0	mass abatement b
Collier Donald Ray	2003	0	0	11.07	0	0	mass abatement b
Collier Michael Scott	2003	0	0	46.78	0	0	mass abatement b
Commercial Development System	2003	0	0	224.99	10.00	0	mass abatement b
Commercial Development Systems	2003	0	0	191.47	10.00	0	mass abatement b
Conner Mike	2003	0	28.64	0	0	0	mass abatement b
Contero Javier	2003	0	0	6.79	0	0	mass abatement b
Contreras Jacinto Garcia	2003	0	0	15.90	0	0	mass abatement b
Cook Nellie Kearney	2003	0	0	100.57	10.00	0	mass abatement b
Cooley Jr. George Edward	2003	0	0	14.60	10.00	0	mass abatement b
Copeland Glenn	2003	253.52	0	0	0	75.00	mass abatement b
Coppedge David Earl	2003	0	0	6.80	10.00	0	mass abatement b
Cortez Mayra Rubio	2003	0	0	66.61	10.00	0	mass abatement b
Cosme Martinez Cristobal	2003	0	0	15.25	0	0	mass abatement b
Couch Leigha Brandy Michelle	2003	0	0	67.35	10.00	0	mass abatement b
Cousin Jr. Lawrence	2003	0	0	41.63	0	0	mass abatement b
Cousin Otis	2003	0	0	86.42	10.00	0	mass abatement b
Cousins Earl Sylvester	2003	0	0	9.11	0	0	mass abatement b
Cousins Earl Sylvester	2003	0	0	88.35	0	0	mass abatement b
Coverson Kodi Santiwan	2003	0	0	188.7	0	0	mass abatement b
Cox Glen Lee	2003	0	0	14.84	0	0	mass abatement b
Cox Glen Lee	2003	0	0	40.28	0	0	mass abatement b
Cox Lasetta S	2003	0	0	8.96	0	0	mass abatement b
Creative Real Estate	2003	0	830.50	0	0	0	mass abatement b
Creative Real Estate	2003	0	511.50	0	0	0	mass abatement b
Creech Claude Franklin	2003	0	0	4.53	0	0	mass abatement b
Crosson Georgianna Woodard	2003	0	0	11.93	10.00	0	mass abatement b
Crosson Georgianna Woodard	2003	0	0	12.53	10.00	0	mass abatement b
Crudup Barbara Smithwick	2003	0	0	61.31	10.00	0	mass abatement b
Crudup Douglas Edward	2003	0	0	121.83	0	0	mass abatement b
Crute Lena Latonia	2003	0	0	34.73	10.00	0	mass abatement b
Crute Lena Latonia	2003	0	0	19.33	10.00	0	mass abatement b
Crute Lena Latonia	2003	0	0	18.88	10.00	0	mass abatement b
Crute Sallie Parham	2003	0	0	9.49	0	0	mass abatement b
Cruz Carlos Vargas	2003	0	0	16.55	0	0	mass abatement b
Cruz Juan Perez	2003	0	0	21.54	0	0	mass abatement b
Cruz Juan Perez	2003	0	0	35.30	0	0	mass abatement b
Cruz Juan Perez	2003	0	0	30.70	10.00	0	mass abatement b
Cruz Juan Perez	2003	0	0	147.83	10.00	0	mass abatement b
Cruz Susana Bautista	2003	0	0	82.30	10.00	0	mass abatement b
Cruz Vasconcelos Saul	2003	0	0	79.27	10.00	0	mass abatement b

Taxpayer Name	Tax Year	Real	Personal	Motor Vehicle	MV Fee	Solid Waste Fee	Reason
Cunningham Doretta Lea	2003	0	0	67.95	10.00	0	mass abatement b
Cunningham Doretta Lea	2003	0	0	95.66	10.00	0	mass abatement b
Currin Paul Lynn	2003	0	0	74.40	0	0	mass abatement b
Dail Bobby A. Jr.	2003	286.44	0	0	0	75.00	mass abatement b
Dail Bobby A. Jr.	2003	214.22	0	0	0	0	mass abatement b
Daniel Teresa	2003	0	0	44.64	0	0	mass abatement b
Dardello Darryl Keith	2003	0	0	70.59	0	0	mass abatement b
Darden Hattie	2003	0	0	20.69	10.00	0	mass abatement b
Davis Bonnie Lee	2003	0	0	54.03	0	0	mass abatement b
Davis Curtis Glenn	2003	0	0	49.38	0	0	mass abatement b
Davis Elanda Rael	2003	0	0	30.86	0	0	mass abatement b
Davis Ethel Hargrove	2003	0	0	12.99	10.00	0	mass abatement b
Davis Fannie Woodard	2003	0	0	42.94	2.27	0	mass abatement b
Davis Geraldine Young	2003	0	0	13.84	0	0	mass abatement b
Davis Gerard David	2003	0	0	48.73	10.00	0	mass abatement b
Davis Gerard David	2003	0	0	95.95	10.00	0	mass abatement b
Davis Henry	2003	0	0	8.37	0	0	mass abatement b
Davis Lillian	2003	0	134.01	0	0	75.00	mass abatement b
Davis Lucy Davis	2003	0	0	155.23	10.00	0	mass abatement b
Davis Marvin Joel	2003	0	0	63.61	0	0	mass abatement b
Davis Shawn Lamont	2003	0	0	34.13	10.00	0	mass abatement b
Day William Henry	2003	0	0	11.63	10.00	0	mass abatement b
Decastro Tony	2003	0	114.68	0	0	75.00	mass abatement b
Decker Jessica Elizabeth	2003	0	0	27.44	0	0	mass abatement b
Delacruz Luciano Lara	2003	0	0	75.02	0	0	mass abatement b
Delgado Bernardo	2003	0	0	12.40	0	0	mass abatement b
Dickerson James	2003	0	551.66	0	0	75.00	mass abatement b
Dickerson Jerry	2003	0	153.24	0	0	75.00	mass abatement b
Dimas Erica Kristina	2003	0	0	26.79	0	0	mass abatement b
Drumgold Mary C.	2003	0	28.23	0	0	75.00	mass abatement b
Dunston Jr. Robert	2003	0	0	7.45	10.00	0	mass abatement b
Dunston Jr. Robert	2003	0	0	4.47	0	0	mass abatement b
Dunston Luther	2003	0	245.83	0	0	75.00	mass abatement b
Duran Claudio Fernando Luna	2003	0	0	16.37	0	0	mass abatement b
Durham Ann B.	2003	0	90.91	0	0	75.00	mass abatement b
Durham Anthony	2003	0	0	30.35	10.00	0	mass abatement b
Durham III Willis Richard	2003	0	0	12.83	0	0	mass abatement b
Durham Rosa Lee	2003	0	70.24	0	0	75.00	mass abatement b
Durham William Calvin	2003	0	0	7.91	0	0	mass abatement b
Ealey Marvin	2003	0	0	40.77	10.00	0	mass abatement b
Earley-Seward Keita	2003	0	0	137.67	10.00	0	mass abatement b
Earley-Seward Keita	2003	0	0	10.72	10.00	0	mass abatement b
Earley-Seward Keita	2003	0	0	93.32	10.00	0	mass abatement b
Echaverria Arron Justin	2003	0	0	13.30	0	0	mass abatement b
Edgerton Angela Louise	2003	0	0	49.42	0	0	mass abatement b
Edwards Richard James	2003	0	0	13.11	10.00	0	mass abatement b
Edwards Ronald Newcomb	2003	0	0	6.42	0	0	mass abatement b
Edwards Timothy Craig	2003	0	0	28.42	0	0	mass abatement b
Edwards Wylie W.	2003	0	0	0	0	75.00	mass abatement b
Ellington Anthony Curtis	2003	0	153.31	0	0	75.00	mass abatement b
Ellis Eric Alphonso	2003	0	0	48.92	10.00	0	mass abatement b
Ellis III Charles Ernest	2003	0	0	139.52	10.00	0	mass abatement b
Ellis Janet Beard	2003	0	0	15.29	0	0	mass abatement b
Ellis Janet Beard	2003	0	0	29.02	0	0	mass abatement b
Ellis Jr. Michael Eugene	2003	0	0	41.89	0	0	mass abatement b

Taxpayer Name	Tax Year	Real	Personal	Motor Vehicle	MV Fee	Solid Waste Fee	Reason
Ellis Rhonda Felts	2003	0	0	22.60	0	0	mass abatement b
Ellis Rhonda Felts	2003	0	0	21.99	0	0	mass abatement b
Ello Pedro Anjeles	2003	0	0	68.10	10.00	0	mass abatement b
Ello Pedro Anjeles	2003	0	0	18.88	10.00	0	mass abatement b
England Thomas Lee	2003	422.22	0	0	0	0	mass abatement b
England Thomas Lee	2003	345.59	0	0	0	0	mass abatement b
Enis Gerald D.	2003	0	0	36.13	0	0	mass abatement b
Epps Roger Dale	2003	0	0	106.76	0	0	mass abatement b
Escolante Emner Bamaca	2003	0	0	16.00	0	0	mass abatement b
Escolante Emner Bamaca	2003	0	0	15.70	10.00	0	mass abatement b
Espino Francisco	2003	0	0	20.82	0	0	mass abatement b
Esteban Rigoberto Alvarez	2003	0	0	42.13	10.00	0	mass abatement b
Estrada Rene Romero	2003	0	0	28.31	10.00	0	mass abatement b
Etchegoyen Walter Douglas Pin	2003	0	0	28.69	10.00	0	mass abatement b
Evans Cheryl	2003	0	0	35.46	10.00	0	mass abatement b
Evans Jr. Thurman	2003	0	0	32.64	0	0	mass abatement b
Evans Jr. Thurman	2003	0	0	24.27	0	0	mass abatement b
Evans Kevin Anthony	2003	0	0	25.25	0	0	mass abatement b
Evans Mary Jefferson	2003	0	0	39.37	0	0	mass abatement b
Evans Mary Southerland	2003	0	0	95.36	10.00	0	mass abatement b
Evans Wallace	2003	0	28.17	0	0	0	mass abatement b
Fabian Jose Luis	2003	0	0	9.39	0	0	mass abatement b
Facundo Juan Hernandez	2003	0	0	18.41	0	0	mass abatement b
Facundo Juan Hernandez	2003	0	0	29.57	0	0	mass abatement b
Fahey Jr. Nick Thomas	2003	0	0	20.55	0	0	mass abatement b
Faines Joe Andrew	2003	0	0	9.53	10.00	0	mass abatement b
Fajardo-Pastrana Belinda Viri	2003	0	0	28.42	0	0	mass abatement b
Felix Roberto Rodriguez	2003	0	0	24.28	10.00	0	mass abatement b
Fields Christopher Alexander	2003	0	0	112.19	10.00	0	mass abatement b
Fields Hetre Crudup	2003	0	0	35.94	10.00	0	mass abatement b
Fields Patricia Wortham	2003	0	0	63.90	0	0	mass abatement b
Fields-Enoch Stacey DM	2003	0	0	22.65	10.00	0	mass abatement b
Fierro Evelia Morales	2003	0	0	89.69	0	0	mass abatement b
Figueroa Iris Delia	2003	0	0	19.37	10.00	0	mass abatement b
Finch Joseph Eugene	2003	0	0	152.88	10.00	0	mass abatement b
Finch Joseph Eugene	2003	0	0	91.66	10.00	0	mass abatement b
Finch Joseph Eugene	2003	0	0	29.60	10.00	0	mass abatement b
Fitzgerald Jr. William Ray	2003	0	0	57.47	0	0	mass abatement b
Fleetmark Inc.	2003	0	0	62.82	10.00	0	mass abatement b
Fleetmark Inc.	2003	0	0	103.89	10.00	0	mass abatement b
Flood Travis Loreze	2003	0	0	76.14	10.00	0	mass abatement b
Flood Travis Loreze	2003	0	0	105.49	10.00	0	mass abatement b
Flood Travis Loreze	2003	0	0	60.25	10.00	0	mass abatement b
Flores Adrian	2003	0	0	36.46	0	0	mass abatement b
Flores Eloisa Castizo	2003	0	0	38.89	10.00	0	mass abatement b
Flores Ruben Jeovany Avila	2003	0	0	46.78	10.00	0	mass abatement b
Floyd Brenda Garrett	2003	0	0	6.97	0	0	mass abatement b
Floyd Helen S. Heirs	2003	0	50.27	0	0	75.00	mass abatement b
Floyd Iii James Sellars	2003	0	0	12.09	0	0	mass abatement b
Floyd Lawrence	2003	0	37.67	0	0	0	mass abatement b
Foster Debra Alice	2003	0	0	158.38	0	0	mass abatement b
Foster Jr. Mamon	2003	0	0	2.72	0	0	mass abatement b
Foster William Edward	2003	0	0	16.69	10.00	0	mass abatement b
Fountain Glenn Anthony	2003	0	0	12.38	10.00	0	mass abatement b
Fox Violet Jeanette Edwards	2003	0	0	4.83	10.00	0	mass abatement b

Taxpayer Name	Tax Year	Real	Personal	Motor Vehicle	MV Fee	Solid Waste Fee	Reason
Frederick Shirley Ardelia	2003	0	0	7.45	0	0	mass abatement b
French Larry	2003	0	137.78	0	0	0	mass abatement b
Fuller Jr. Moses Robert	2003	0	0	88.18	10.00	0	mass abatement b
Fuller Ralph Thomas	2003	0	0	19.82	0	0	mass abatement b
Gailey Rosaan Wallace	2003	0	0	12.22	0	0	mass abatement b
Galicia Gregorio Laurel	2003	0	0	31.99	0	0	mass abatement b
Galindo Charro Lei Madden	2003	0	0	151.91	10.00	0	mass abatement b
Galloway Jr. Melvin Ray	2003	0	0	202.74	0	0	mass abatement b
Garcia Modesto Mariano	2003	0	0	13.22	0	0	mass abatement b
Gardner Holly Knight	2003	0	0	24.18	0	0	mass abatement b
Garrettson William V.	2003	0	0	10.42	0	0	mass abatement b
Gary Monique Lastar	2003	0	0	7.07	0	0	mass abatement b
Garza Isaac Ismael	2003	0	0	24.83	0	0	mass abatement b
Geronimo Flavio Hernandez	2003	0	0	17.67	10.00	0	mass abatement b
Gervacio Joel Mendiola	2003	0	0	27.33	10.00	0	mass abatement b
Gill Cleothia	2003	0	0	25.48	10.00	0	mass abatement b
Gill Jr. Allen Edwards	2003	0	0	6.23	0	0	mass abatement b
Gill Jr. Louie Roger	2003	0	0	7.96	0	0	mass abatement b
Gill Patrick Oneal	2003	0	0	11.63	0	0	mass abatement b
Gk Harris Corporation	2003	0	0	30.03	0	0	mass abatement b
Glasco Otis Nathaniel	2003	0	0	59.60	10.00	0	mass abatement b
Glasco Otis Nathaniel	2003	0	0	15.10	10.00	0	mass abatement b
Glover Reynold	2003	0	58.78	0	0	75.00	mass abatement b
Gomez Patricio Paredes	2003	0	0	59.19	10.00	0	mass abatement b
Gonzalez Miguel Enrique Nava	2003	0	0	5.49	0	0	mass abatement b
Gooch James Edward	2003	0	0	6.19	10.00	0	mass abatement b
Gooch James Edward	2003	0	0	12.38	10.00	0	mass abatement b
Goodman Larry Andre	2003	0	0	29.11	0	0	mass abatement b
Grady Glenn Jackson	2003	0	0	26.58	10.00	0	mass abatement b
Grady Glenn Jackson	2003	0	0	4.65	0	0	mass abatement b
Granger Teresa Booth	2003	0	0	18.10	0	0	mass abatement b
Grant Tyrone A.	2003	0	0	25.43	0	0	mass abatement b
Gray Mary F. Heirs	2003	270.74	0	0	0	75.00	mass abatement b
Green Barnette Royster	2003	0	0	16.55	0	0	mass abatement b
Green Clarence H.	2003	0	41.02	0	0	75.00	mass abatement b
Green James P. Jr. Attorney	2003	0	19.63	0	0	0	mass abatement b
Green Maurice Donnell	2003	0	0	19.48	10.00	0	mass abatement b
Green Willie Russell	2003	0	0	2.48	0	0	mass abatement b
Greenway Vickie Joann	2003	0	0	74.03	0	0	mass abatement b
Grissom Clarence Elmore	2003	0	0	0	0	75.00	mass abatement b
Grissom Lewis Thomas Heirs	2003	0	23.12	0	0	0	mass abatement b
Grissom Sr. Mitchael David	2003	0	0	14.19	10.00	0	mass abatement b
Gutierrez Paola Vazquez	2003	0	0	32.34	10.00	0	mass abatement b
Gutierrez Paola Vazquez	2003	0	0	21.74	10.00	0	mass abatement b
Gupton Harvey T. Jr.	2003	0	102.08	0	0	0	mass abatement b
Guthrie Leonard Jr.	2003	0	166.19	0	0	75.00	mass abatement b
Gutierrez Daniel Martinez	2003	0	0	17.52	10.00	0	mass abatement b
Gutierrez Fernando Guillermo	2003	0	0	58.41	10.00	0	mass abatement b
Gutierrez-Vazquez Gilberto	2003	0	0	24.18	0	0	mass abatement b
Guzman Justino Nieto	2003	0	0	29.95	0	0	mass abatement b
Hagler Derrel Wilson	2003	0	0	43.55	0	0	mass abatement b
Haislip Shannon Lynn	2003	0	0	35.49	10.00	0	mass abatement b
Halcomb Jacquelyn Smallwood	2003	0	0	29.30	0	0	mass abatement b
Halcomb Jacquelyn Smallwood	2003	0	0	42.50	0	0	mass abatement b
Halcomb Jacquelyn Smallwood	2003	0	0	70.48	0	0	mass abatement b

Taxpayer Name	Tax Year	Real	Personal	Motor Vehicle	MV Fee	Solid Waste Fee	Reason
Hamlet Harold Anthony	2003	0	0	6.07	0	0	mass abatement b
Hamm Mary Poythress	2003	0	0	26.97	10.00	0	mass abatement b
Hargrove Angela Nicole	2003	0	0	52.73	0	0	mass abatement b
Hargrove Eddie	2003	0	0	3.26	0	0	mass abatement b
Hargrove Emma Louise	2003	0	0	42.31	10.00	0	mass abatement b
Hargrove James Edward	2003	0	0	93.57	10.00	0	mass abatement b
Hargrove James Edward	2003	0	0	113.54	10.00	0	mass abatement b
Hargrove Jerry P.	2003	0	55.30	0	0	75.00	mass abatement b
Hargrove Louise	2003	0	0	12.37	0	0	mass abatement b
Hargrove William C.	2003	41.85	0	0	0	0	mass abatement b
Hargrove Yolanda	2003	0	0	13.85	10.00	0	mass abatement b
Harris Alice Olivia	2003	0	0	39.33	10.00	0	mass abatement b
Harris Alicia Danita	2003	0	0	26.27	10.00	0	mass abatement b
Harris Cory Tarrell	2003	0	0	16.37	0	0	mass abatement b
Harris David Devonne	2003	0	0	155.83	10.00	0	mass abatement b
Harris Julia Hargrove	2003	0	0	28.54	10.00	0	mass abatement b
Harris Kendra Sherea	2003	0	0	7.70	10.00	0	mass abatement b
Harris Michael Anthony	2003	0	0	14.19	10.00	0	mass abatement b
Harris Randy Lee	2003	0	0	6.60	0	0	mass abatement b
Harris Vonya Lynette	2003	0	0	219.71	10.00	0	mass abatement b
Harris Wallace Wayne	2003	0	0	9.86	0	0	mass abatement b
Hawkins Dallas James Robert	2003	0	0	27.79	0	0	mass abatement b
Hawkins Samecca Jennier	2003	0	0	21.00	0	0	mass abatement b
Hawley Maggie C.	2003	0	0	0	0	75.00	mass abatement b
Hawley Mary Marrow	2003	0	0	7.88	0	0	mass abatement b
Hayes David T.	2003	0	0	124.88	10.00	0	mass abatement b
Hayes Dorothy Hawkins	2003	0	0	100.36	0	0	mass abatement b
Headley Yara Vernell	2003	0	0	126.19	10.00	0	mass abatement b
Hedgepeth Charles Thomas	2003	0	61.44	0	0	75.00	mass abatement b
Henderson Loretta	2003	0	0	0	0	75.00	mass abatement b
Henderson Mary Taylor	2003	0	0	26.04	0	0	mass abatement b
Henderson Melvece Yvanda	2003	0	0	73.84	0	0	mass abatement b
Hendley Billy Sr.	2003	51.64	0	0	0	75.00	mass abatement b
Hermann Andrew C.	2003	0	0	24.34	0	0	mass abatement b
Hernandez Antonio	2003	0	0	58.55	10.00	0	mass abatement b
Hernandez Eleno Guadarrana	2003	0	0	34.28	10.00	0	mass abatement b
Hernandez Eleno Guadarrana	2003	0	0	21.59	10.00	0	mass abatement b
Hernandez Eulices	2003	0	0	43.19	10.00	0	mass abatement b
Hernandez Mario Cesar Andaver	2003	0	0	56.36	0	0	mass abatement b
Hernandez-Olivera Gildardo	2003	0	0	35.30	0	0	mass abatement b
Hernandez-Sanchez Luis Felipe	2003	0	0	15.86	10.00	0	mass abatement b
Hester Christopher Lynn	2003	0	0	40.46	0	0	mass abatement b
Hester Christopher Lynn	2003	0	0	13.76	0	0	mass abatement b
Hicks Freddie	2003	0	85.12	0	0	75.00	mass abatement b
Hicks Rose A.	2003	0	0	0	0	75.00	mass abatement b
Hicks Rose M.	2003	0	314.52	0	0	75.00	mass abatement b
Hildalgo Jose R. Amador	2003	0	0	50.77	0	0	mass abatement b
Hillard Ricky Melvin	2003	0	0	18.72	10.00	0	mass abatement b
Hines Maggie Coleman	2003	0	0	0	0	35.00	mass abatement b
Hinton Johnnie Mae	2003	0	0	0	0	75.00	mass abatement b
Hinton Jose Ramon	2003	0	0	63.08	0	0	mass abatement b
Holden Richard	2003	0	0	13.39	0	0	mass abatement b
Holden Rosa Belle P.	2003	0	177.82	0	0	150.00	mass abatement b
Holden Sabrina	2003	0	175.75	0	0	75.00	mass abatement b

Taxpayer Name	Tax Year	Real	Personal	Motor Vehicle	MV Fee	Solid Waste Fee	Reason
Holden Stephen Charles	2003	0	0	4.53	0	0	mass abatement b
Holloway Lena Floyd	2003	0	0	16.09	0	0	mass abatement b
Holston Kevin	2003	0	79.75	0	0	75.00	mass abatement b
Honeycutt Joshua Caleb	2003	0	0	11.72	0	0	mass abatement b
Hooks Lorrie Nadine	2003	0	0	15.90	0	0	mass abatement b
Hooks Lorrie Nadine	2003	0	0	105.74	0	0	mass abatement b
Hope Kimberly Overby	2003	0	0	111.50	0	0	mass abatement b
Horton Russell W.	2003	0	68.33	0	0	75.00	mass abatement b
House Harold Blake	2003	0	0	51.71	0	0	mass abatement b
Howard L.T. Jr. Heirs	2003	8	0	0	0	0	mass abatement b
Howard Renee Lateha	2003	0	0	48.87	0	0	mass abatement b
Howard-Fritz Joyce Ann	2003	0	0	94.83	10.00	0	mass abatement b
Hughes Cheryl Ann	2003	0	0	48.47	10.00	0	mass abatement b
Humphries Steve R.	2003	0	311.46	0	0	75.00	mass abatement b
Hunt Jr. Thomas	2003	0	0	130.77	10.00	0	mass abatement b
Hunt Katherine Boone	2003	0	0	9.30	0	0	mass abatement b
Hunt Kiyмара Iman	2003	0	0	36.78	3.69	0	mass abatement b
Hurtado Gerardo	2003	0	0	5.77	0	0	mass abatement b
Hurtado Gerardo	2003	0	0	19.93	10.00	0	mass abatement b
Ignacio-Rojas Malaquias	2003	0	0	46.66	10.00	0	mass abatement b
Inge Julia Mae	2003	0	0	7.89	10.00	0	mass abatement b
Jackson Dyrал Malone	2003	0	0	7.88	0	0	mass abatement b
Jackson Dyrал Malone	2003	0	0	47.70	0	0	mass abatement b
Jackson Jr Arthur Furman	2003	0	0	14.14	0	0	mass abatement b
Jacksons Enterprize Inc.	2003	0	0	7.55	0	0	mass abatement b
Jacobo Martin	2003	0	89.69	0	0	75.00	mass abatement b
Jacobs Mildred J.	2003	0	57.47	0	0	19.36	mass abatement b
Jaimes Isidro Moises	2003	0	0	28.42	0	0	mass abatement b
Jefferson Amelia	2003	0	0	0	0	75.00	mass abatement b
Jefferson Maurois Clinard	2003	0	0	7.33	0	0	mass abatement b
Jefferson Tuwaun Marque	2003	0	0	47.09	10.00	0	mass abatement b
Jefferson Wesley Mckinley	2003	0	0	16.56	0	0	mass abatement b
Jefferson Wesley Mckinley	2003	0	0	111.77	0	0	mass abatement b
Jeffreys James Darnell	2003	0	0	29.06	10.00	0	mass abatement b
Jeffreys James Darnell	2003	0	0	39.43	0	0	mass abatement b
Jeffreys James Darnell	2003	0	0	8.28	0	0	mass abatement b
Jenks Terry Gupton	2003	0	0	25.52	10.00	0	mass abatement b
Jenson Shane Clifton	2003	0	0	116.34	0	0	mass abatement b
Jiggetts Michael	2003	0	0	37.85	0	0	mass abatement b
Jimenez Mario Adelina Arias	2003	0	0	34.13	10.00	0	mass abatement b
Jimenez Osvaldo Lemus	2003	0	0	30.13	0	0	mass abatement b
Jimenez Victor Arias	2003	0	0	96.91	0	0	mass abatement b
Johnson Darnice	2003	0	50.27	0	0	75.00	mass abatement b
Johnson Helen Watson	2003	0	0	5.13	10.00	0	mass abatement b
Johnson Lisa	2003	0	290.51	0	0	75.00	mass abatement b
Johnson Shirley Nowell	2003	0	0	169.33	0	0	mass abatement b
Johnson Shirley Nowell	2003	0	0	14.23	0	0	mass abatement b
Johnson Ulysses	2003	0	0	0	0	75.00	mass abatement b
Johnson Veniston Lee	2003	0	0	52.90	10.00	0	mass abatement b
Jones Decarlos	2003	0	0	31.86	0	0	mass abatement b
Jones Edmond Oharold	2003	0	0	4.65	0	0	mass abatement b
Jones Gina Vernita	2003	0	0	18.88	0	0	mass abatement b
Jones James Lewis	2003	0	0	172.99	10.00	0	mass abatement b
Jones John Thomas	2003	0	0	7.25	0	0	mass abatement b
Jones Kevin Lamont	2003	0	0	21.20	0	0	mass abatement b

Taxpayer Name	Tax Year	Real	Personal	Motor Vehicle	MV Fee	Solid Waste Fee	Reason
Jones Kevin Lamont	2003	0	0	4.71	0	0	mass abatement b
Jones Marie Venable	2003	0	0	98.21	0	0	mass abatement b
Jones Mary D.	2003	0	45.34	0	0	75.00	mass abatement b
Jones Shirley Ann	2003	0	0	14.32	0	0	mass abatement b
Jones Terrell Michael	2003	0	0	90.30	10.00	0	mass abatement b
Jones-Teasley Jermaine	2003	0	0	58.31	0	0	mass abatement b
Jordan Alvernon	2003	0	0	44.64	0	0	mass abatement b
Jordan Alvernon	2003	0	0	113.74	0	0	mass abatement b
Journigan Jewel	2003	0	0	0	0	75.00	mass abatement b
Kearney David Son	2003	0	0	9.05	0	0	mass abatement b
Kearney Doris Ann	2003	0	0	11.81	0	0	mass abatement b
Kearney James Lee Jr.	2003	0	0	151.04	0	0	mass abatement b
Kearney Nina Higgs	2003	0	0	43.37	0	0	mass abatement b
Kearney Robert Aaron	2003	0	0	63.80	0	0	mass abatement b
Keeton Jr. Joseph Allen	2003	0	0	8.05	0	0	mass abatement b
Kenny Harriet Ruth	2003	0	0	10.42	0	0	mass abatement b
Kersey Yetunde	2003	0	48.78	0	0	0	mass abatement b
King Joseph S.	2003	670.74	0	0	0	0	mass abatement b
King Ritchie H.	2003	0	0	12.84	10.00	0	mass abatement b
Kingsberry Cherline	2003	0	0	27.99	0	0	mass abatement b
Kinney Theresa Ann	2003	0	0	44.55	10.00	0	mass abatement b
Kissell Rhonda Jeannette	2003	0	0	28.87	0	0	mass abatement b
Knight James Linwood	2003	0	0	24.46	10.00	0	mass abatement b
Krishnareddy Divakar	2003	0	0	164.34	10.00	0	mass abatement b
Krishnareddy Divakar MD	2003	0	74.42	0	0	0	mass abatement b
Lambert Dorothy Eaton	2003	0	0	6.64	10.00	0	mass abatement b
Lambus Nickcole Andrew	2003	0	0	19.82	0	0	mass abatement b
Lamere Renee Rochelle	2003	0	0	30.04	0	0	mass abatement b
Langley Ronnie W.	2003	386.60	0	0	0	75.00	mass abatement b
Lassiter Dena Thompson	2003	0	0	9.77	0	0	mass abatement b
Lassiter Dena Thompson	2003	0	0	16.83	0	0	mass abatement b
Lassiter Kevin Ryan	2003	0	0	26.67	0	0	mass abatement b
Lawson Jr. Eddie Bob	2003	0	0	8.84	0	0	mass abatement b
Lemay Betty Clara	2003	0	29.57	0	0	75.00	mass abatement b
Lemay Calvin William	2003	0	0	14.57	0	0	mass abatement b
Lennon Jerome	2003	0	0	89.69	0	0	mass abatement b
Leon Olga Lopez	2003	0	0	133.08	0	0	mass abatement b
Leon Olga Lopez	2003	0	0	134.94	0	0	mass abatement b
Leonard Brenda Wilson	2003	0	0	78.92	0	0	mass abatement b
Lewis Annie Perry	2003	0	0	498.60	10.00	0	mass abatement b
Lewis Clara Solomon	2003	0	0	69.42	0	0	mass abatement b
Lewis Rose Valentine	2003	0	0	3.53	0	0	mass abatement b
Lewis Shyrl	2003	0	361.43	0	0	75.00	mass abatement b
Linares Ramon	2003	0	0	45.70	0	0	mass abatement b
Linarezgomes Luis Fernando	2003	0	0	37.92	0	0	mass abatement b
Little Michcuah Jeuel	2003	0	0	66.07	0	0	mass abatement b
Livengood Rodney Dean	2003	0	0	77.56	0	0	mass abatement b
Livingston Darryl Lamont	2003	0	0	5.44	10.00	0	mass abatement b
Lloyd Kevin Lee	2003	0	0	28.84	10.00	0	mass abatement b
Longs Pump & Tank Service	2003	0	0	117.18	0	0	mass abatement b
Longs Pump & Tank Service	2003	0	0	61.00	0	0	mass abatement b
Longs Pump & Tank Service	2003	0	0	170.69	0	0	mass abatement b
Lopez Aaron Ray	2003	0	0	20.27	0	0	mass abatement b
Lopez Gilberto Matias	2003	0	0	256.55	10.00	0	mass abatement b
Lopez Jose Luis	2003	0	0	35.99	0	0	mass abatement b

Taxpayer Name	Tax Year	Real	Personal	Motor Vehicle	MV Fee	Solid Waste Fee	Reason
Lopez Justo Rosario	2003	0	0	25.82	10.00	0	mass abatement b
Lopez Justo Rosario	2003	0	0	14.95	10.00	0	mass abatement b
Lopez Martin	2003	0	55.30	0	0	75.00	mass abatement b
Lopez Roberto Medardo Niz	2003	0	0	16.46	10.00	0	mass abatement b
Lotwin Richard Searle	2003	0	0	2.79	0	0	mass abatement b
Lowry IV Jesse Terrell	2003	0	0	20.93	0	0	mass abatement b
Loye Lynn Renee	2003	0	0	141.18	0	0	mass abatement b
Lumpkin Gary	2003	0	247.53	0	0	75.00	mass abatement b
Luna Edmundo Ortega	2003	0	0	38.41	0	0	mass abatement b
Luviano Pascual	2003	0	0	115.22	10.00	0	mass abatement b
Luviano Pascual	2003	0	0	35.28	10.00	0	mass abatement b
Luviano Pascual	2003	0	0	17.21	10.00	0	mass abatement b
Lyons Teresa Victoria	2003	0	0	13.14	10.00	0	mass abatement b
Magbie Melvin Eugene	2003	0	58.17	0	0	75.00	mass abatement b
Mai Phuc Van	2003	0	0	115.32	0	0	mass abatement b
Mai Phuc Van	2003	0	0	3.62	0	0	mass abatement b
Malone Margaret Harris	2003	0	0	139.73	0	0	mass abatement b
Marin Oscar Zapata	2003	0	0	51.41	10.00	0	mass abatement b
Marron Veronica	2003	0	0	34.48	0	0	mass abatement b
Marrow Alice & Vandergriftj	2003	0	19.63	0	0	0	mass abatement b
Marrow Jacqueline Perry	2003	0	0	4.07	0	0	mass abatement b
Marrow Valerie Jones	2003	0	0	48.06	0	0	mass abatement b
Marrow Valerie Jones	2003	0	0	65.03	0	0	mass abatement b
Marsh Patricia Dianne	2003	0	0	20.36	0	0	mass abatement b
Marshall Plummer Edward	2003	0	0	13.71	10.00	0	mass abatement b
Martin Robin Renee	2003	0	0	18.04	0	0	mass abatement b
Martinez Arias Caretina Del J.	2003	0	0	40.62	10.00	0	mass abatement b
Martinez David Cuevas	2003	0	0	25.22	10.00	0	mass abatement b
Martinez Humberto Cruz	2003	0	0	10.88	0	0	mass abatement b
Martinez Miguel Velasquez	2003	0	0	46.78	10.00	0	mass abatement b
Martinez-Millian Enrique	2003	0	0	24.27	0	0	mass abatement b
Matamoros Lucila Patricia	2003	0	0	59.34	10.00	0	mass abatement b
May Tracy Leann	2003	0	0	41.28	10.00	0	mass abatement b
Mayfield Derrick Yarnell	2003	0	0	9.95	0	0	mass abatement b
Mayfield Gary Evane	2003	0	0	4.65	0	0	mass abatement b
Mccallam Elizabeth	2003	0	0	99.74	0	0	mass abatement b
Mccormick Mona G.	2003	0	11.83	0	0	0	mass abatement b
Mccoy Mark Alan	2003	0	0	78.68	0	0	mass abatement b
Mccoy Sheila Faye	2003	0	0	87.89	0	0	mass abatement b
Mcgreen Thomas Holland	2003	0	0	57.68	10.00	0	mass abatement b
Mcknight Alwin Christopher	2003	0	0	87.70	0	0	taxpayer decease
Mcknight Mabel Loretta	2003	0	0	92.82	10.00	0	mass abatement b
Mclendon Goldwire	2003	0	0	52.45	0	0	mass abatement b
Mcleod Wanda Lanetta	2003	0	0	35.91	10.00	0	mass abatement b
Mcneil Timothy Edward	2003	0	0	69.01	10.00	0	mass abatement b
Mcneil Timothy Edward	2003	0	0	23.1	10.00	0	mass abatement b
Mcravin Fabian B.	2003	0	0	26.41	0	0	mass abatement b
Mederos Juan Carlos Paredes	2003	0	0	38.51	10.00	0	mass abatement b
Mederos Juan Carlos Paredes	2003	0	0	10.57	10.00	0	mass abatement b
Medlin Christopher Ryan	2003	0	0	59.04	10.00	0	mass abatement b
Meekins Harry Jonathan	2003	0	0	6.24	0	0	mass abatement b
Meekins Harry Jonathan	2003	0	0	44.64	0	0	mass abatement b
Melendez Javier Rios	2003	0	0	41.42	10.00	0	mass abatement b
Mendoza-Gregorio Gumaro	2003	0	0	23.99	0	0	mass abatement b
Mexicano Ventura Ibarra	2003	0	0	71.52	10.00	0	mass abatement b

Taxpayer Name	Tax Year	Real	Personal	Motor Vehicle	MV Fee	Solid Waste Fee	Reason
Miller James Lee	2003	0	0	20.08	10.00	0	mass abatement b
Mills Tenikia Felicia	2003	0	0	77.33	10.00	0	mass abatement b
Mitchell Joseph Edward	2003	0	0	49.61	10.00	0	mass abatement b
Mitchell Jr. Robert Earl	2003	0	0	19.48	10.00	0	mass abatement b
Mitchner Betty Jean	2003	0	0	32.78	10.00	0	mass abatement b
Mitchner Betty Jean	2003	0	0	9.67	0	0	mass abatement b
Mitchum Troy Derek	2003	0	0	5.52	10.00	0	mass abatement b
Mitchum Troy Derek	2003	0	0	119.64	10.00	0	mass abatement b
Mitchum Troy Derek	2003	0	0	12.68	10.00	0	mass abatement b
Mock Cristy Lorrae	2003	0	0	111.50	0	0	mass abatement b
Moeller Iii Harry Edward	2003	0	0	12.94	0	0	mass abatement b
Moles Carlos Eugene	2003	0	0	4.65	0	0	mass abatement b
Moore Cathy Howard	2003	0	0	42.80	0	0	mass abatement b
Moore Cathy Howard	2003	0	0	42.27	0	0	mass abatement b
Moore Earlene Foster	2003	0	0	183.57	10.00	0	mass abatement b
Moore Emma Steed	2003	0	0	14.65	10.00	0	mass abatement b
Moore William Arthur	2003	0	0	24.55	0	0	mass abatement b
Morales Alicia Reyes	2003	0	0	66.61	10.00	0	mass abatement b
Morales Feliciano Leon	2003	0	0	57.38	10.00	0	mass abatement b
Morales Jose	2003	0	0	45.61	0	0	mass abatement b
Morales Jose	2003	0	0	48.27	10.00	0	mass abatement b
Morales Jose	2003	0	0	25.37	10.00	0	mass abatement b
Morales Olivas Jose Angel	2003	0	0	69.38	0	0	mass abatement b
Morales Olivas Jose Angel	2003	0	0	24.83	0	0	mass abatement b
Morozumi Misael Arakachi	2003	0	0	60.85	10.00	0	mass abatement b
Morozumi Misael Arakachi	2003	0	0	43.79	10.00	0	mass abatement b
Morris Adam Alexander	2003	0	0	11.44	0	0	mass abatement b
Morris Jeffrey Thomas	2003	0	0	8.00	0	0	mass abatement b
Morris Kenneth	2003	0	0	283.00	0	0	mass abatement b
Morris Kenneth Ray	2003	0	0	98.29	0	0	mass abatement b
Mosley Jerry Louis	2003	0	0	18.23	0	0	mass abatement b
Mosley Shaquita Charte	2003	0	0	14.97	0	0	mass abatement b
Mundy John Rawls	2003	0	0	50.89	10.00	0	mass abatement b
Murray Anthony Barker	2003	0	0	169.12	10.00	0	mass abatement b
Murray Michael	2003	0	37.29	0	0	75.00	mass abatement b
Musselwhite Linda Susan	2003	0	0	9.95	0	0	mass abatement b
Myers Aisha	2003	0	0	162.63	10.00	0	mass abatement b
Myers Rashaad Depaul	2003	0	0	200.68	10.00	0	mass abatement b
Nelson Angela Callison	2003	0	0	15.53	0	0	mass abatement b
Nelson Marlene Marie	2003	0	0	49.47	10.00	0	mass abatement b
Nelson Marlene Marie	2003	0	0	93.72	10.00	0	mass abatement b
Newhouse Jr. John Hartwell	2003	0	0	10.04	0	0	mass abatement b
Nile Carl M.	2003	0	145.94	0	0	75.00	mass abatement b
Norwood Laura Jean	2003	0	0	3.60	0	0	mass abatement b
Nottingham Tommy Ray	2003	0	0	4.37	0	0	mass abatement b
Nuci Flores Antonio	2003	0	0	20.55	0	0	mass abatement b
Nurse Sowande	2003	0	0	19.90	0	0	mass abatement b
Odell Amanda Bookman	2003	0	0	10.23	0	0	mass abatement b
Olguin Marcos Resendiz	2003	0	0	9.67	0	0	mass abatement b
Oliver Kimberly Collier	2003	0	0	10.87	10.00	0	mass abatement b
Overby Robert Lee	2003	0	37.29	0	0	20.73	mass abatement b
Owens Ulysses	2003	0	0	0	0	75.00	mass abatement b
Page Terry W.	2003	0	25.68	0	0	75.00	mass abatement b
Palacios Ismael	2003	0	0	37.29	0	0	mass abatement b
Palacios Roberto	2003	0	0	7.45	10.00	0	mass abatement b

Taxpayer Name	Tax Year	Real	Personal	Motor Vehicle	MV Fee	Solid Waste Fee	Reason
Palacios Roberto	2003	0	0	38.30	10.00	0	mass abatement b
Palestina Aurelio Mendo	2003	0	0	17.21	10.00	0	mass abatement b
Paredes Jose Antonio	2003	0	0	7.15	0	0	mass abatement b
Parham Allison Nichole	2003	0	0	191.31	10.00	0	mass abatement b
Parham Catherine Bullock	2003	0	0	61.63	0	0	mass abatement b
Parham Jr. Robert Sterling	2003	0	0	39.10	0	0	mass abatement b
Parker Oris Lenard	2003	0	0	7.55	10.00	0	mass abatement b
Parks Larry Jackson	2003	0	0	0	0	75.00	mass abatement b
Paschall Jr. Michael Joseph	2003	0	0	13.11	0	0	mass abatement b
Patel Bakul Ambalal	2003	0	0	90.75	10.00	0	mass abatement b
Payne II Michael William	2003	0	0	21.76	0	0	mass abatement b
Paz Cortez Antonio Cirilo	2003	0	0	63.72	10.00	0	mass abatement b
Peace Clarence Lee	2003	0	0	17.02	0	0	mass abatement b
Peanut Roaster Inc. The	2003	0	3579.14	0	0	0	mass abatement b
Pearce Thelma P. Heirs	2003	0	0	111.50	0	0	mass abatement b
Pendergrass James Phillip	2003	0	0	5.77	0	0	mass abatement b
Pendergrass Joseph M.	2003	0	104.00	0	0	75.00	mass abatement b
Peres Cruz Francisco	2003	0	0	13.14	10.00	0	mass abatement b
Perez Angel Yanez	2003	0	0	46.34	10.00	0	mass abatement b
Perez Ubalдино Lopez	2003	0	0	24.09	0	0	mass abatement b
Perez Zacarias	2003	0	0	23.80	0	0	mass abatement b
Perkinson Norton Lee	2003	0	0	12.93	0	0	mass abatement b
Perry Betty Townes	2003	0	0	122.18	10.00	0	mass abatement b
Perry Chunda Cerease	2003	0	0	79.42	10.00	0	mass abatement b
Perry Clinton	2003	0	0	5.85	0	0	mass abatement b
Perry Jesse James	2003	0	0	45.00	10.00	0	mass abatement b
Perry Jr. Richard Daniel	2003	0	0	16.83	0	0	mass abatement b
Perry Jr. Willie Larkins	2003	0	0	2.79	0	0	mass abatement b
Perry Jr. Willie Larkins	2003	0	0	13.39	0	0	mass abatement b
Perry Karen Taylor	2003	0	0	31.22	0	0	mass abatement b
Perry Patricia	2003	0	0	4.16	0	0	mass abatement b
Perry Rose Plummer	2003	0	0	95.80	10.00	0	mass abatement b
Perry Rosie Alexander	2003	0	0	114.12	0	0	mass abatement b
Perry Shenetta Vonique	2003	0	0	71.68	0	0	mass abatement b
Perry Stella T.	2003	0	39.86	0	0	75.00	mass abatement b
Perry Stella Thorpe	2003	0	0	86.96	0	0	mass abatement b
Perry Tyranda Monique	2003	0	0	6.79	0	0	mass abatement b
Person Bessie	2003	0	0	0	0	75.00	mass abatement b
Person Jesse Allen	2003	0	0	62.81	0	0	mass abatement b
Person Priscilla Ann	2003	0	0	29.20	0	0	mass abatement b
Pharr Arnold Ray	2003	0	0	11.70	0	0	mass abatement b
Phillips Robert W.	2003	0	0	170.91	10.00	0	mass abatement b
Pic-N-Pay Stores Inc. #1389	2003	0	7.17	0	0	0	mass abatement b
Piper Kristen Danelle	2003	0	0	25.97	10.00	0	mass abatement b
Pitchford Sandra Brooks	2003	0	0	26.34	0	0	mass abatement b
Pointe Jr Glenwood Martin	2003	0	0	234.20	10.00	0	mass abatement b
Posvic Robert Joseph	2003	0	85.12	0	0	0	mass abatement b
Powell Bobby Dean	2003	0	87.98	0	0	75.00	mass abatement b
Powell Michael Rodney	2003	370.23	0	0	0	22.38	mass abatement b
Powell Victoria Maria	2003	0	0	102.38	10.00	0	mass abatement b
Powell Victoria Maria	2003	0	0	122.93	10.00	0	mass abatement b
Privett James Edward	2003	0	0	42.97	0	0	mass abatement b
Privett James Edward	2003	0	0	171.57	0	0	mass abatement b
Proffitt Charles	2003	0	91.97	0	0	75.00	mass abatement b
Ragland Mary Hart	2003	0	0	41.87	10.00	0	mass abatement b

Taxpayer Name	Tax Year	Real	Personal	Motor Vehicle	MV Fee	Solid Waste Fee	Reason
Ragland Mary Hart	2003	0	0	163.75	10.00	0	mass abatement b
Ragland Willie Winston	2003	0	0	24.74	10.00	0	mass abatement b
Rainey Janet Marie	2003	0	0	33.07	10.00	0	mass abatement b
Ramirez Jr. Valentin	2003	0	0	16.91	10.00	0	mass abatement b
Ramirez-Arellano Rosa	2003	0	0	21.11	0	0	mass abatement b
Ramos Ochoa Gilberto	2003	0	0	27.63	10.00	0	mass abatement b
Ranes Andrew Douglas	2003	0	0	74.30	0	0	mass abatement b
Rayfield Jason Ray	2003	0	0	14.97	0	0	mass abatement b
RDS Corporation T/A CMC	2003	0	12.68	0	0	0	mass abatement b
Rea Margarito	2003	0	0	37.29	0	0	mass abatement b
Reams Melissa Hale	2003	0	0	16.37	0	0	mass abatement b
Reavis Bettie S.	2003	0	0	128.29	10.00	0	mass abatement b
Reavis James Stephen	2003	0	0	13.95	0	0	mass abatement b
Redden Keith Jabey	2003	0	0	20.18	0	0	mass abatement b
Reid Seleather Udinna	2003	0	0	38.72	0	0	mass abatement b
Reyes Mario Rodriguez	2003	0	0	25.43	0	0	mass abatement b
Reyes-Rodriguez Aureliano	2003	0	0	20.23	10.00	0	mass abatement b
Reynolds Alan D.	2003	0	6.98	0	0	0	mass abatement b
Reynolds John Carson	2003	0	0	31.62	0	0	mass abatement b
Rice Mary	2003	0	0	84.26	0	0	mass abatement b
Richards John Jr.	2003	0	41.02	0	0	75.00	mass abatement b
Richardson Bernard Joseph	2003	0	0	27.48	10.00	0	mass abatement b
Richardson Bontheia	2003	0	0	60.70	10.00	0	mass abatement b
Richardson Pattie M.	2003	0	106.95	0	0	75.00	mass abatement b
Ricks John Arthur	2003	0	0	34.71	10.00	0	mass abatement b
Riggan Mattie	2003	199.17	0	0	0	75.00	mass abatement b
Rios Pricilla Renee	2003	0	0	38.60	0	0	mass abatement b
Rivers Charles Edmond	2003	0	0	160.82	0	0	mass abatement b
Rivers Roberta Beck	2003	0	0	117.38	0	0	mass abatement b
Roberson Company	2003	0	0	46.50	0	0	mass abatement b
Roberson Ethel Williams	2003	0	0	47.25	0	0	mass abatement b
Roberson Larry Ray	2003	0	0	15.07	0	0	mass abatement b
Roberson Larry Ray	2003	0	0	128.24	0	0	mass abatement b
Roberson Marvin Lee	2003	0	0	0	0	75.00	mass abatement b
Roberson Marvin Lee	2003	0	0	10.04	0	0	mass abatement b
Roberson May Allgood	2003	0	0	24.46	10.00	0	mass abatement b
Roberts Conrad F. Jr.	2003	0	0	0	0	75.00	mass abatement b
Roberts Donna Lynn	2003	0	0	4.19	0	0	mass abatement b
Roberts Mary Ellen	2003	0	158.63	0	0	75.00	mass abatement b
Roberts Mary-Ellen Fulghum	2003	0	0	7.24	0	0	mass abatement b
Robertson Dalton Kenneth	2003	0	0	32.67	0	0	mass abatement b
Robertson Jamie Melissa	2003	0	0	79.55	0	0	mass abatement b
Robertson Judy Mullins	2003	0	0	12.00	0	0	mass abatement b
Robinson Alma Chavis	2003	0	0	56.54	0	0	mass abatement b
Robles Miguel	2003	0	0	36.84	10.00	0	mass abatement b
Rodriguez Alberto Martinez	2003	0	0	25.82	10.00	0	mass abatement b
Rodriguez Dagoberto Saaib	2003	0	0	27.78	10.00	0	mass abatement b
Rodriguez Jasson Rafael Gonza	2003	0	0	43.64	10.00	0	mass abatement b
Rodriguez Jasson Rafael Gonza	2003	0	0	41.98	10.00	0	mass abatement b
Rodriguez Lorenzo	2003	0	0	18.10	0	0	mass abatement b
Rodriguez Lorenzo	2003	0	0	39.18	0	0	mass abatement b
Rodriguez Patsy K.	2003	0	55.30	0	0	75.00	mass abatement b
Rodriguez Patsy K.	2003	0	58.69	0	0	75.00	mass abatement b
Rodriguez Patsy K.	2003	0	59.02	0	0	75.00	mass abatement b
Rodwell Samuel Otis	2003	180.29	0	0	0	75.00	mass abatement b

Taxpayer Name	Tax Year	Real	Personal	Motor Vehicle	MV Fee	Solid Waste Fee	Reason
Rogers Clara H.	2003	0	0	34.69	0	0	mass abatement b
Rooker Jason Evans	2003	0	0	5.98	0	0	mass abatement b
Rooker Melissa Paige	2003	0	0	8.74	0	0	mass abatement b
Rooker Rowena Tipton	2003	0	0	116.34	0	0	mass abatement b
Rosario-Armas Gonzalo	2003	0	0	24.17	0	0	mass abatement b
Rose Kenneth Edward	2003	0	0	19.73	0	0	mass abatement b
Roundtree Joan	2003	0	0	13.30	0	0	mass abatement b
Rowland Richard Neil	2003	0	0	7.91	0	0	mass abatement b
Royster James Alvin	2003	0	0	52.76	0	0	mass abatement b
Royster Martin Ellies	2003	0	0	23.08	0	0	mass abatement b
Royster Mary Frances	2003	0	0	14.57	0	0	mass abatement b
Royster Stephen Oneill	2003	0	0	39.99	0	0	mass abatement b
Rush Jr. Michael Anthony	2003	0	0	22.80	10.00	0	mass abatement b
Russ IV Gladwyn Taft	2003	0	0	36.55	0	0	mass abatement b
Russell Franklin Delinore	2003	0	0	13.29	10.00	0	mass abatement b
Ryner Eliza Johnson	2003	0	0	11.63	10.00	0	mass abatement b
S J & C Enterprises Inc.	2003	0	0	310.82	10.00	0	mass abatement b
Sales Fatimah Maytisha	2003	0	0	16.16	10.00	0	mass abatement b
Salinas Hilda M.	2003	0	0	7.35	0	0	mass abatement b
Salvador Abraham Simon	2003	0	0	24.01	10.00	0	mass abatement b
Sam Visna	2003	0	0	12.56	0	0	mass abatement b
Sanchez Armando Rodriguez	2003	0	0	24.80	0	0	mass abatement b
Sanchez David Hernandez	2003	0	0	20.91	0	0	mass abatement b
Sanchez Hector Garcia	2003	0	0	94.17	10.00	0	mass abatement b
Sanchez Israel Robles	2003	0	0	17.21	0	0	mass abatement b
Sanchez Tomas Rodriguez	2003	0	0	47.26	10.00	0	mass abatement b
Sanders Gladys Johnson	2003	0	0	14.19	10.00	0	mass abatement b
Sanders Lori A. Heirs	2003	0	0	0	0	75.00	mass abatement b
Sandoval Ignacia Victoria	2003	0	0	4.65	0	0	mass abatement b
Sanjuan Nazario Hernandez	2003	0	0	65.12	10.00	0	mass abatement b
Santana Carmela Echeverria	2003	0	0	33.53	10.00	0	mass abatement b
Santiago Angel De La Cruz	2003	0	0	51.64	10.00	0	mass abatement b
Santiago Jorge Ramos	2003	0	0	15.53	0	0	mass abatement b
Satterwhite Earl Thomas	2003	0	0	2.79	0	0	mass abatement b
Schneider Nicholas Gregory	2003	0	0	76.26	0	0	mass abatement b
Scholefield Lewis Terry	2003	0	0	122.67	0	0	mass abatement b
Scipio Yolanda Renee	2003	0	0	243.41	10.00	0	mass abatement b
Scott Shandelan Tomiko	2003	0	0	74.14	10.00	0	mass abatement b
Sears Michelle Hope	2003	0	194.37	0	0	0	mass abatement b
Sears Michelle Hope	2003	0	0	178.65	0	0	mass abatement b
Shearin Essie Bertha	2003	0	0	39.26	10.00	0	mass abatement b
Shearin Herman Michael	2003	0	0	123.13	0	0	mass abatement b
Shearin Vincent Eric	2003	0	0	6.34	10.00	0	mass abatement b
Shepard Latanya Labritt	2003	0	0	22.95	10.00	0	mass abatement b
Sherron Jessie	2003	0	164.98	0	0	75.00	mass abatement b
Shields Southeast Sales Inc.	2003	0	0	20.23	10.00	0	mass abatement b
Sills Grover Lee	2003	0	0	24.55	0	0	mass abatement b
Silva Sergio Alvarez	2003	0	0	32.83	0	0	mass abatement b
Smith Anna Reynolds	2003	0	0	45.16	0	0	mass abatement b
Smith Anna Reynolds	2003	0	0	29.02	0	0	mass abatement b
Smith Brad Christopher	2003	0	0	48.55	0	0	mass abatement b
Smith Felicia Marie	2003	0	0	20.00	0	0	mass abatement b
Smith Larry Wayne	2003	0	0	16.56	0	0	mass abatement b
Smith Tenny Frazier Jr.	2003	0	0	4.53	0	0	mass abatement b
Smith Valerie Irene	2003	0	0	71.33	0	0	mass abatement b

Taxpayer Name	Tax Year	Real	Personal	Motor Vehicle	MV Fee	Solid Waste Fee	Reason
Smith Valerie Irene	2003	0	0	123.60	0	0	mass abatement b
Sneed James	2003	0	89.79	0	0	75.00	mass abatement b
Sneed Richard Flando	2003	0	0	213.22	0	0	mass abatement b
Snipes Catherine	2003	0	40.94	0	0	0	mass abatement b
Snipes Marvin Delano	2003	0	0	40.46	0	0	mass abatement b
Solomon Donita Laurice	2003	0	0	16.69	10.00	0	mass abatement b
Solomon Maurio Antwon	2003	0	0	18.57	10.00	0	mass abatement b
Somerville Mark Watson	2003	0	195.04	0	0	75.00	mass abatement b
Somerville Mark Watson	2003	0	0	47.38	10.00	0	mass abatement b
Southerland Carolyn Mack	2003	0	0	16.61	10.00	0	mass abatement b
Southerland M. A. Children	2003	18.27	0	0	0	0	mass abatement b
Spain Van Henry	2003	0	0	30.05	0	0	mass abatement b
Springs Thelma Burwell	2003	0	0	21.54	0	0	mass abatement b
Stainback Shirley	2003	0	5.45	0	0	0	mass abatement b
Stamper Brenda Hicks	2003	0	0	2.17	0	0	mass abatement b
Stanton James Rodrick	2003	0	0	18.63	10.00	0	mass abatement b
Starrett Weldon Galbreath	2003	0	0	225.25	0	0	mass abatement b
Steed Pauline	2003	0	24.46	0	0	0	mass abatement b
Stephens Larry	2003	0	0	26.58	10.00	0	mass abatement b
Stephens Larry	2003	0	0	22.20	10.00	0	mass abatement b
Stevens Stephanie Ann	2003	0	0	53.94	0	0	mass abatement b
Stevenson Catherine	2003	0	149.77	0	0	75.00	mass abatement b
Stevenson William Randolph	2003	0	0	33.20	0	0	mass abatement b
Stewart David	2003	0	114.27	0	0	75.00	mass abatement b
Stokes April Boyd	2003	0	0	72.91	0	0	mass abatement b
Stull Bruce	2003	0	0	173.76	0	0	mass abatement b
Stutson Katheryn	2003	0	0	55.13	10.00	0	mass abatement b
Suarez Isidro Bolanos	2003	0	0	18.91	0	0	mass abatement b
Sumner Jason Grant	2003	0	0	80.54	0	0	mass abatement b
Susewell Alice	2003	0	0	65.47	0	0	mass abatement b
Sweitzer Russell Wayne	2003	0	38.46	0	0	75.00	mass abatement b
Talley William Thomas	2003	0	0	25.37	10.00	0	mass abatement b
Tally Lacresha Juantae	2003	0	0	25.43	0	0	mass abatement b
Tapia Joanna Sanchez	2003	0	0	27.99	0	0	mass abatement b
Tapia Jr. Mariano	2003	0	0	11.35	0	0	mass abatement b
Tarry Victor Marcellus	2003	0	0	253.89	0	0	mass abatement b
Taylor Audrey	2003	0	210.84	0	0	0	mass abatement b
Taylor Bernard Leon	2003	0	0	11.95	0	0	mass abatement b
Taylor Jarvis Jajuan	2003	0	0	34.30	0	0	mass abatement b
Taylor John U. Jr.	2003	13.95	0	0	0	75.00	mass abatement b
Taylor Jr. James	2003	0	0	12.53	10.00	0	mass abatement b
Taylor Jr. William Donnell	2003	0	0	16.38	0	0	mass abatement b
Taylor Leon Jay	2003	0	0	10.14	0	0	mass abatement b
Taylor Omar Ali	2003	0	0	94.67	0	0	mass abatement b
Taylor Ronald Jerome	2003	0	0	129.36	0	0	mass abatement b
Taylor Sharena Ann	2003	0	0	99.46	0	0	mass abatement b
Taylor-Lane Sonya Yvette	2003	0	0	66.61	0	0	mass abatement b
Teagle Charles Henry	2003	0	0	36.11	0	0	mass abatement b
Teal Jerry Herman	2003	0	0	9.37	0	0	mass abatement b
Terry Eligher	2003	0	0	4.26	0	0	mass abatement b
Terry Gina Bozeman	2003	0	0	6.00	0	0	mass abatement b
Terry Larry	2003	0	0	12.86	0	0	mass abatement b
Terry Mandell Demario	2003	0	0	12.83	0	0	mass abatement b
Terry Marie	2003	0	0	16.16	10.00	0	mass abatement b
Terry Richard Lee	2003	0	0	121.27	0	0	mass abatement b

Taxpayer Name	Tax Year	Real	Personal	Motor Vehicle	MV Fee	Solid Waste Fee	Reason
Terry Ronald Kinta	2003	0	0	16.37	0	0	mass abatement b
Thacker Nicholas James	2003	0	0	163.35	0	0	mass abatement b
The Everything Store Inc.	2003	0	0	51.25	10.00	0	mass abatement b
The Pickett Fence	2003	0	0	492.41	10.00	0	mass abatement b
Thomas Allison Marvin	2003	0	0	18.63	10.00	0	mass abatement b
Thomas Arnold	2003	421.48	0	0	0	75.00	mass abatement b
Thomas Steven Leon	2003	0	0	73.47	0	0	mass abatement b
Thompson Kenneth Wayne	2003	0	0	136.03	10.00	0	mass abatement b
Thompson Michelle Renee	2003	0	0	26.12	10.00	0	mass abatement b
Thornberg Allen Michelle	2003	0	0	23.53	0	0	mass abatement b
Thornton Perry	2003	0	50.27	0	0	75.00	mass abatement b
Thorpe Craig	2003	221.71	0	0	0	225.00	mass abatement b
Thorpe Torre Lannard	2003	0	0	44.55	10.00	0	mass abatement b
Time Warner Ent/Advance Newhou	2003	0	0	46.73	2.36	0	mass abatement b
Tingen Donna Wester	2003	0	0	3.62	0	0	mass abatement b
Tobias Barnett Rahmel	2003	0	0	116.27	10.00	0	mass abatement b
Tomas Francisco Romero	2003	0	0	83.65	10.00	0	mass abatement b
Tomas Sanchez Fidel	2003	0	0	34.27	10.00	0	mass abatement b
Torres Martin	2003	0	0	62.06	10.00	0	mass abatement b
Torres Miguel Mayo	2003	0	0	10.59	0	0	mass abatement b
Torres Miguel Mayo	2003	0	0	25.98	0	0	mass abatement b
Torres Othon Rodriguez	2003	0	0	251.51	10.00	0	mass abatement b
Townes Clinton	2003	0	55.30	0	0	75.00	mass abatement b
Travis Donnie Ray	2003	0	0	15.07	0	0	mass abatement b
Treadwell Michelle Thompson	2003	0	0	25.37	10.00	0	mass abatement b
Treadwell Robert Tee	2003	0	0	46.21	10.00	0	mass abatement b
Trent Dellis Lee	2003	0	0	64.18	10.00	0	mass abatement b
Trevino Jr. Gregorio	2003	0	0	23.90	0	0	mass abatement b
Tunstall Tiffany Dawn	2003	0	0	4.98	0	0	mass abatement b
Turner Jonathan Logan	2003	0	0	26.78	0	0	mass abatement b
Turner Laura Durham	2003	0	0	6.43	0	0	mass abatement b
Turner Ulysses Edward	2003	0	0	152.76	0	0	mass abatement b
Turrentine Diane	2003	0	42.55	0	0	75.00	mass abatement b
Tuttle Robert L.	2003	0	137.69	0	0	75.00	mass abatement b
Twitty Milton Jesse	2003	0	0	12.74	0	0	mass abatement b
Unique Mobile Home Services	2003	0	0	9.05	0	0	mass abatement b
Valdeolivas Blanca Estela	2003	0	0	8.65	0	0	mass abatement b
Valdivia Fabian	2003	0	0	20.55	0	0	mass abatement b
Valdivia Fabian	2003	0	0	39.10	0	0	mass abatement b
Valdivia Fabian	2003	0	0	15.29	0	0	mass abatement b
Valentine Kathryn Henderson	2003	0	0	54.39	0	0	mass abatement b
Valley National Fin Svcs Co	2003	0	0	288.41	10.00	0	mass abatement b
Vargas Candido Alor	2003	0	0	36.95	10.00	0	mass abatement b
Vargas Candido Alor	2003	0	0	21.67	0	0	mass abatement b
Vaughan Dedrick Lamont	2003	0	0	17.02	0	0	mass abatement b
Vaughn David Lee	2003	0	0	37.65	0	0	mass abatement b
Vaughn Dorothy	2003	0	0	113.54	10.00	0	mass abatement b
Vaughn James Carroll	2003	0	0	58.11	10.00	0	mass abatement b
Vazquez Dawn Kessell	2003	0	0	25.95	0	0	mass abatement b
Velazquez Apolonio Dominguez	2003	0	0	32.04	0	0	mass abatement b
Velazquez-Elias Miguel Angel	2003	0	0	48.62	10.00	0	mass abatement b
Velazquez-Elias Miguel Angel	2003	0	0	34.86	10.00	0	mass abatement b
Venable Jr George Washington	2003	0	0	6.23	0	0	mass abatement b
Veneble Rodney Mcdonald	2003	0	0	13.94	0	0	mass abatement b

Taxpayer Name	Tax Year	Real	Personal	Motor Vehicle	MV Fee	Solid Waste Fee	Reason
Ventura-Macarena Raimundo	2003	0	0	9.21	0	0	mass abatement b
Waddle James G. Jr.	2003	0	37.29	0	0	60.81	mass abatement b
Wade Mike	2003	0	0	2.72	0	0	mass abatement b
Wadescapes Landscaping	2003	0	0	177.93	0	0	mass abatement b
Walker Bruce Earl	2003	0	122.07	0	0	75.00	mass abatement b
Walker Essie Mae Harris	2003	0	0	18.65	0	0	mass abatement b
Walker Yvonne Antionette	2003	0	0	16.00	0	0	mass abatement b
Wallace Jr. Monroe	2003	0	0	7.51	0	0	mass abatement b
Wallace Jr. Monroe	2003	0	0	12.18	0	0	mass abatement b
Warren Julia	2003	0	0	57.57	0	0	mass abatement b
Warren Teresa Faith	2003	0	0	8.74	0	0	mass abatement b
Watson Joyce Conway	2003	0	0	93.47	10.00	0	mass abatement b
Watson Joyce Conway	2003	0	0	139.76	10.00	0	mass abatement b
Watson Jr. David Earl	2003	0	0	25.20	0	0	mass abatement b
Watson Jr. David Earl	2003	0	0	69.56	0	0	mass abatement b
Watts Martha Bryant	2003	0	0	20.27	0	0	mass abatement b
Waverly James Nathaniel	2003	0	0	115.32	10.00	0	mass abatement b
Weaver Brenda Kaye	2003	0	0	14.21	0	0	mass abatement b
West Joseph Harley	2003	0	0	11.50	0	0	mass abatement b
West Joseph Harley	2003	0	0	23.53	0	0	mass abatement b
West Precision Mortgage Inc.	2003	0	0	187.79	0	0	mass abatement b
Whaley Mary Lillian	2003	0	0	42.13	10.00	0	mass abatement b
White Callie Donia	2003	0	0	78.40	0	0	mass abatement b
White Cavin Danyeil	2003	0	0	46.88	0	0	mass abatement b
White Cavin Danyeil	2003	0	0	119.59	10.00	0	mass abatement b
Whitley Lila Boger	2003	0	0	30.35	10.00	0	mass abatement b
Whitley Pamela Ann Hargrove	2003	0	0	19.93	10.00	0	mass abatement b
Wiggins David Morris	2003	0	0	22.04	0	0	mass abatement b
Wiggins Dennis Wayne	2003	0	46.81	0	0	75.00	mass abatement b
Wilder Billy Furman	2003	0	0	25.76	0	0	mass abatement b
Wilkerson Sharie Cender	2003	0	0	30.04	0	0	mass abatement b
Wilkins Pamela Jean	2003	0	60.26	0	0	75.00	mass abatement b
Williams Alexis J.	2003	0	0	187.15	10.00	0	mass abatement b
Williams Alonzo Junius	2003	0	0	20.39	10.00	0	mass abatement b
Williams Brenda Kay	2003	0	0	12.09	0	0	mass abatement b
Williams Christy Lakeshia	2003	0	0	69.19	0	0	mass abatement b
Williams Christy Lakeshia	2003	0	0	6.98	0	0	mass abatement b
Williams Christy Lakeshia	2003	0	0	22.97	0	0	mass abatement b
Williams Colandra	2003	0	250.12	0	0	75.00	mass abatement b
Williams Colandra	2003	0	218.30	0	0	75.00	mass abatement b
Williams Colandra	2003	0	269.19	0	0	75.00	mass abatement b
Williams Ethelyn Brandon	2003	0	0	46.78	10.00	0	mass abatement b
Williams Georgina I.	2003	0	0	9.21	0	0	mass abatement b
Williams James L. Sr.	2003	0	52.88	0	0	75.00	mass abatement b
Williams Jonathan J.	2003	0	0	40.82	0	0	mass abatement b
Williams Jr. Jester	2003	0	0	29.48	0	0	mass abatement b
Williams Kevin Travis	2003	0	0	21.79	10.00	0	mass abatement b
Williams Presley	2003	0	0	0	0	75.00	mass abatement b
Williams Ronald Leanders	2003	0	0	71.04	0	0	mass abatement b
Williams Ruth Russell	2003	0	0	23.06	0	0	mass abatement b
Williams Ruth Russell	2003	0	0	49.14	0	0	mass abatement b
Williams Ryan Oneal	2003	0	0	20.49	0	0	mass abatement b
Williams Willie Neal	2003	0	0	76.56	10.00	0	mass abatement b
Wilson Del Freta Jones	2003	0	0	34.73	10.00	0	mass abatement b
Wilson Doris Spruill	2003	0	0	92.22	0	0	mass abatement b

Taxpayer Name	Tax Year	Real	Personal	Motor Vehicle	MV Fee	Solid Waste Fee	Reason
Wilson Doris Spruill	2003	0	0	4	0	0	mass abatement b
Wilson Eddie	2003	0	28.28	0	0	0	mass abatement b
Wilson Jr. Raymond Perry	2003	0	0	127.15	0	0	mass abatement b
Wilson Mary Canney	2003	0	0	16.31	10.00	0	mass abatement b
Wilson Nadeen Elaine	2003	0	0	15.90	0	0	mass abatement b
Wilson Robert Henry	2003	0	0	140.46	0	0	mass abatement b
Wimbush Sidney Donnell	2003	0	0	28.09	10.00	0	mass abatement b
Wimbush Sidney Donnell	2003	0	0	9.97	10.00	0	mass abatement b
Wimbush Stephanie Williams	2003	0	0	8.46	0	0	mass abatement b
Winnegan Georgia C.	2003	0	164.94	0	0	75.00	mass abatement b
Woodard Gwendolyn	2003	0	461.16	0	0	75.00	mass abatement b
Wortham William G.	2003	74.34	0	0	0	0	mass abatement b
Wright Eliot Ingersoll	2003	0	0	179.39	10.00	0	mass abatement b
Wright John Davis	2003	0	0	4.37	0	0	mass abatement b
Wright Jr. Joseph Frank	2003	0	0	11.95	0	0	mass abatement b
Wright Mildred S.	2003	0	0	0	0	25.00	mass abatement b
Wright Mildred Southerland	2003	0	0	106.30	0	0	mass abatement b
Wright Samuel Brian	2003	0	0	23.17	0	0	mass abatement b
Yancey Conway C.	2003	422.41	0	0	0	75.00	mass abatement b
Yarboro Herbert James	2003	0	0	7.85	10.00	0	mass abatement b
Yarborough Alexander	2003	0	282.71	0	0	75.00	mass abatement b
Yarborough Barbara Brown	2003	0	0	186.84	10.00	0	mass abatement b
Yarborough Barbara Brown	2003	0	0	35.03	10.00	0	mass abatement b
Yarborough Haywood	2003	250.91	0	0	0	75.00	mass abatement b
Yevak Jr. John Robert	2003	0	0	50.03	0	0	mass abatement b
Yoruba Temple Osun Ojubo	2003	97.55	0	0	0	0	mass abatement b
Young Bettie Hargrove	2003	0	0	134.85	0	0	mass abatement b
Young Denise Reams	2003	0	0	28.27	0	0	mass abatement b
Young Samuel M. & Bettie	2003	0	76.73	0	0	75.00	mass abatement b
Zanches Hector Hernandez	2003	0	0	50.96	10.00	0	mass abatement b
Zepeda Adrian Chavarian	2003	0	0	24.18	0	0	mass abatement b
Zepeda Adrian Chavarin	2003	0	0	46.97	0	0	mass abatement b
Zepeda Adrian Chavarin	2003	0	0	29.20	0	0	mass abatement b
Zepeda Adrian Chavarin	2003	0	0	8.84	0	0	mass abatement b
Zuma LLC	2003	15.55	0	0	0	0	mass abatement b
Zuma LLC	2003	29.90	0	0	0	0	mass abatement b
Zuma LLC	2003	3.64	0	0	0	0	mass abatement b
Zuma LLC	2003	7.07	0	0	0	0	mass abatement b
Jones Tanya	2004	369.21	0	0	0	75.00	unknown owner
Mcknight Alwin Christopher	2004	0	0	17.11	0	0	taxpayer decease
Jones Tanya	2005	377.15	0	0	0	90.00	unknown owner
Jones Tanya	2006	377.15	0	0	0	90.00	unknown owner
Jones Tanya	2007	377.15	0	0	0	95.00	unknown owner
Jones Tanya	2008	365.36	0	0	0	102.50	unknown owner
Jones Tanya	2009	358.27	0	0	0	102.50	unknown owner
Lee Carolyn Fay	2009	0	0	0	0	102.50	remove solid was
Lee Carolyn Fay	2009	0	0	0	0	102.50	remove solid was
Spencer & Rowland Enterprises	2009	681.71	0	0	0	102.50	val adj for pres
Jones Tanya	2010	358.27	0	0	0	102.50	unknown owner
Lee Carolyn Fay	2010	0	0	0	0	102.50	remove solid was
Lee Carolyn Fay	2010	0	0	0	0	102.50	remove solid was
Spencer & Rowland Enterprises	2010	681.71	0	0	0	102.50	val adj for pres
Jones Tanya	2011	358.28	0	0	0	105.00	unknown owner
Lee Carolyn Fay	2011	0	0	0	0	105.00	remove solid was
Spencer & Rowland Enterprises	2011	681.59	0	0	0	105.00	val adj for pres

Taxpayer Name	Tax Year	Real	Personal	Motor Vehicle	MV Fee	Solid Waste Fee	Reason
Hernandez Ieshia Marlina	2012	0	0	4.88	0	0	pro-rate
Alston Patricia Bing	2012	0	0	1.98	0	0	pro-rate
Beckham Fred Rayborn	2012	0	0	79.96	0	0	pro-rate
Davis Rhonda V.	2012	0	15.10	0	0	0	pers prop billed
Gamage Lennie Howard	2012	0	0	18.57	0	0	pro-rate
Hamrick Eleanor H.	2012	0	0	0	0	105.00	remove solid was
Jones John Allen	2012	0	10.40	0	0	0	pers prop billed
Jones John Allen	2012	0	0.90	0	0	0	pers prop billed
Jones Tanya	2012	364.49	0	0	0	105.00	unknown owner
Kingsberry Cathrine	2012	0	0	10.61	0	0	transfer out
Lee Carolyn Fay	2012	0	0	0	0	105.00	remove solid was
Lee Roger William	2012	0	0	1.68	0	0	pro-rate
New Beginning Ministries Bapt	2012	0	0	143.61	0	0	religious
Paylor Larry Cephas	2012	0	0	9.30	0	0	pro-rate
Popoca Celia	2012	0	0	3.63	0	0	pro-rate
Ranes James Harold III	2012	0	0	4.85	10.00	0	correct situs
Ranes Stephanie Inscoc	2012	0	0	98.27	10.00	0	correct situs
Smiley Nicholas Orion	2012	0	0	5.44	0	0	pro-rate
Spencer & Rowland Enterprises	2012	693.40	0	0	0	105.00	val adj for pres
Stevens Melissa Wilson	2012	0	0	0.61	0	0	pro-rate
Vann Shirley	2012	0	45.35	0	0	105.00	pers prop billed
West Benjamin Dale Jr.	2012	0	145.44	0	0	105.00	pers prop billed
West Kimberly Lynne	2012	0	0	1.71	0	0	pro-rate
Yancey Milton	2012	0	0	5.33	0	0	pro-rate
Anderson Steven	2013	0	0	12.09	0	0	transfer out
Badillo-Hernandez Ruth Jacquel	2013	0	0	2.63	0	0	pro-rate
Boling Carl David	2013	0	0	23.41	0	0	pro-rate
Cooper Christine Bailey	2013	0	0	6.78	0	0	pro-rate
Davis Rosa Eaton	2013	0	0	25.01	0	0	pro-rate
Forehand Lawrence Wesley	2013	0	0	8.49	0	0	pro-rate
Gentry Rebecca Fisher	2013	0	0	14.80	0	0	pro-rate
Grice Deborah Regina	2013	0	0	95.62	0	0	pro-rate
Hardee Martha Ayscue	2013	0	0	0.68	0	0	pro-rate
Hunt David Lee	2013	0	0	3.26	0	0	pro-rate
Hunter Penny Alston	2013	0	0	5.46	0	0	pro-rate
Jones Clementine Dale	2013	0	0	10.65	0	0	pro-rate
Jones Clementine Dale	2013	0	0	61.10	0	0	pro-rate
Jones Natosha Eileen	2013	0	0	5.28	0	0	pro-rate
Perry Rosa Durham	2013	0	0	5.47	0	0	pro-rate
Powell Amy Marie	2013	0	0	46.35	0	0	pro-rate
Ragland Miriam Michele	2013	0	0	13.23	0	0	pro-rate
Ranes James Harold III	2013	0	0	70.09	10.00	0	correct situs
Salgado Domingo Salazar	2013	0	0	7.93	0	0	pro-rate
Skipwith Gloria Laverne	2013	0	0	5.92	0	0	pro-rate
Smith Nancy Curtin	2013	0	0	10.90	0	0	pro-rate
Susewell David Emanuel	2013	0	0	20.44	0	0	pro-rate
Vanegas Samano Alonso	2013	0	0	7.01	0	0	pro-rate
Vann Natekia Neshi	2013	0	0	46.55	0	0	pro-rate
Watkins Regina Small	2013	0	0	32.43	10.00	0	correct situs
West Stacy Cloud	2013	0	0	35.14	0	0	pro-rate
Wilkerson Clemon Jr.	2013	0	0	56.86	0	0	pro-rate
Allen Rodney	2013	0	36.26	0	0	105.00	pers prop billed
Ball Jean Escalante	2013	0	0	75.46	0	0	reg veh billed i
Bobbitt Thomas V.	2013	130.57	0	0	0	0	correct ownershi
Bray Suzanne Kay	2013	0	0	106.71	0	0	pro-rate

Taxpayer Name	Tax Year	Real	Personal	Motor Vehicle	MV Fee	Solid Waste Fee	Reason
Brown Cager Mike	2013	0	51.54	0	0	105.00	pers prop billed
Carter Richard H. Sr.	2013	28.77	0	0	0	0	correct value
Carter Richard H. Sr.	2013	0.01	0	0	0	210.00	remove solid was
Carter Richard H. Sr.	2013	416.97	0	0	0	0	modify exemption
Cibrian Kathy	2013	0	83.36	0	0	105.00	pers prop billed
Clement Thomas D. Jr.	2013	0	0	0	0	105.00	remove solid was
Cooke Delores Marie Mitchell	2013	116.67	0	0	0	0	correct ownershi
Davis Rhonda V.	2013	0	15.10	0	0	0	pers prop billed
Daye Zena C.	2013	432.99	0	0	0	0	real prop - bill
Duncan William Joseph	2013	0	0	52.36	0	0	correct value
Fisher Mamie Kersey	2013	0	0	29.79	0	0	pro-rate
Gleason Jeremy Milton	2013	0	0	21.37	0	0	transfer out
Griffin Kevin David	2013	0	30.11	0	0	0	pers prop billed
Hamrick Eleanor H.	2013	0	0	0	0	105.00	remove solid was
Harris James M. Sr.	2013	0	0	0	0	105.00	remove solid was
Houle Ernest Joseph	2013	0	0	30.43	0	0	pro-rate
Hunt David Lee	2013	0	0	60.49	0	0	pro-rate
Hunter Zelton Arthaniel Jr.	2013	0	0	35.89	10.00	0	reg veh billed i
Jacobs Edward M.	2013	0	119.20	0	0	0	pers prop billed
Jones Dominique Patrice	2013	0	0	14.66	0	0	pro-rate
Jones John Allen	2013	0	10.40	0	0	0	pers prop billed
Jones John Allen	2013	0	0.90	0	0	0	pers prop billed
Jones Tanya	2013	364.49	0	0	0	105.00	unknown owner
Kennedy Keith A.	2013	0	135.14	0	0	0	pers prop billed
Kennedy Keith A.	2013	0	0.90	0	0	0	pers prop billed
Lee Carolyn Fay	2013	0	0	0	0	105.00	remove solid was
Peace Nicole T.	2013	0	81.97	0	0	105.00	pers prop billed
Perry Carla Antoinette	2013	0	0	53.92	0	0	transfer out
Spencer & Rowland Enterprises	2013	693.40	0	0	0	105.00	val adj for pres
St. James Missionary Baptist	2013	2011.87	0	0	0	0	religious
St. James Missionary Baptist	2013	2442.34	0	0	0	0	religious
St. James Missionary Baptist	2013	1916.99	0	0	0	0	religious
St. James Missionary Baptist	2013	1941.77	0	0	0	0	religious
Taylor Arlene	2013	0	67.09	0	0	105.00	change of owners
Tellez Ana Lilia Santos	2013	0	0	31.06	0	0	pro-rate
Tingen Priscilla Adcock	2013	0	0	10.52	0	0	pro-rate
Vann Shirley	2013	0	45.35	0	0	105.00	pers prop billed
Woodlief Mark Thurston	2013	0	2.47	0	0	0	pers prop billed
Yancey Linwood	2013	0	0	11.37	0	0	pro-rate
Finch Charles W.	2014	362.29	0	0	0	0	real prop - bill
Finch Charles W.	2014	370.08	0	0	0	0	real prop - bill
Finch Charles W.	2014	370.08	0	0	0	0	real prop - bill
Finch Charles W.	2014	370.08	0	0	0	0	real prop - bill
Finch Charles W.	2014	320.99	0	0	0	0	real prop - bill
Total		24,781.40	18,040.82	42,404.59	3,364.07	12,680.78	
Total Refunds And Releases	\$101,271.66						

HENDERSON-VANCE COUNTY 911

NUMBER OF CALLS REPORT BY COMPLAINT (ALL UNITS)

TOTAL

4,597

TIME PERIOD:02/21/2014 09:00:00 Through 03/20/2014 23:59:59

DEPARTMENT	COMMENT	TOTAL	COUNTY	CITY	STATE	OTHER
DATA WITH NO DEPARTMENT		129				129
AFTON VOLUNTEER FIRE DEPARTMENT	County VFD Dispatch	5	5			
AMERICAN RED CROSS	Other Dispatch	3				3
BEARPOND VOLUNTEER FIRE DEPARTMENT	County VFD Dispatch	48	48			
BERTIE AMUBLANCE SERVICE	City & County Dispatch-actual	28	28			
COKEBURY VOLUNTEER FIRE DEPARTMENT	County VFD Dispatch	33	33			
CSX RAILROAD	Other Dispatch	0				0
DREWRY VOLUNTEER FIRE DEPARTMENT	County VFD Dispatch	19	19			
EMBARQ	Other Dispatch	1				1
EPSOM VOLUNTEER FIRE DEPARTMENT	County VFD Dispatch	15	15			
HENDERSON FIRE DEPARTMENT-STA 1	City Dispatch	242		242		
HENDERSON FIRE DEPARTMENT-STA 2	City Dispatch	186		186		
HENDERSON POLICE DEPARTMENT	City Dispatch	1,993		1,993		
HENDERSON STREET DEPT	City Dispatch	12		12		
HENDERSON WATER DEPARTMENT	City Dispatch	18		18		
HICKSBORO VOLUNTEER FIRE DEPARTMENT	County VFD Dispatch	20	20			
KITTRELL VOLUNTEER FIRE DEPARTMENT	County VFD Dispatch	26	26			
NORTH CAROLINA DEPT OF PARKS	State Dispatch	1			1	
NORTH CAROLINA DEPT OF TRANSPORTATION	State Dispatch	36			36	
NORTH CAROLINA DIVISION OF MOTOR VEHICLES	State Dispatch	0			0	
NORTH CAROLINA FORESTRY SERVICE	State Dispatch	18			18	
NORTH CAROLINA MAGISTRATE OFFICE	State Dispatch	0			0	
NORTH CAROLINA MEDICAL EXAMINER	State Dispatch	0			0	
NORTH CAROLINA PROBATION & PAROLE	State Dispatch	0			0	
NORTH CAROLINA STATE HIGHWAY PATROL	State Dispatch	68			68	
NORTH CAROLINA UNDERWATER RECOVERY	Other Dispatch	0			0	
NORTH CAROLINA WILDLIFE	State Dispatch	1			1	
PROGRESS ENERGY	Other Dispatch	31				31
PUBLIC SERVICE GAS	Other Dispatch	0				0
RIDGEWAY VOLUNTEER FIRE DEPARTMENT	County VFD Dispatch	0	0			
TOWNSVILLE VOLUNTEER FIRE DEPARTMENT	County VFD Dispatch	26	26			
VANCE COUNTY AMBULANCE SERVICE (EMS)	City & County Dispatch-actual	502	228	271		3
VANCE COUNTY ANIMAL CONTROL	County Dispatch	51	51			
VANCE CO DEPT OF SOCIAL SERVICES	County Dispatch	7	7			
VANCE COUNTY EMERGENCY MANAGEMENT	City & County Dispatch	4	4			
VANCE COUNTY FIRE DEPARTMENT	County Dispatch/FIRE	132	132			
VANCE COUNTY RESCUE SQUAD	County Dispatch	60	60			
VANCE COUNTY SHERIFF DEPARTMENT	County Dispatch	1,951	1,951			
WAKE ELECTRIC COOPERATIVE	Other Dispatch	0				0
WATKINS VOLUNTEER FIRE DEPARTMENT	County VFD Dispatch	32	32			
TOTALS		5,698	2,685	2,722	124	167

Signature: Carey T. Baker
 Prepared by: Carey T. Baker, 911 Database Coordinator

Signature: Brian K. Short
 Reviewed by Brian K. Short, Director
 04/01/2014

HENDERSON-VANCE CO 911

Number Of Calls Report by Complaint

Jurisdiction: HEN-VAN

First Date: 02/21/2014

Last Date: 03/20/2014

<i>Complaint</i>		<i>Number</i>
911HU	911 HANG UP CALL	41
ABDOM-EMD	ABDOMINAL PAIN OR PROBLEMS	10
ABNV	ABANDONED VEHICLE	1
ACC-PD	ACCIDENT PROPERTY DAMAGE	126
ACC-PI	ACCIDENT PERSONAL INJURY	57
ALARM	ALARM RESIDENCE OR BUSINESS	289
ALARMFALSE	ALARM FALSE	96
ALARMMED	ALARM MEDICAL	12
ALLERG-EMD	ALLERGIC REACTION / ENVENOMATIC	5
ANIMAL-EMD	ANIMAL BITE / ATTACK	5
ANIM	ANIMAL COMPLAINT/VISCIOUS ANIMAL	45
ARMED SUSP	ARMED SUSPECT (MAN WITH A GUN)	8
ARRE	ARREST	1
ASAG	ASSIST OTHER AGENCY	6
ASMO	ASSIST MOTORIST	64
ASSAULIP-EMD	ASSAULT OR SEXUAL ASSAULT - IN PI	3
ASSAULT-EMD	ASSAULT OR SEXUAL ASSAULT	41
BACKPAIN-EMD	BACK PAIN (NON-TRAUMATIC)	4
BE MV	BREAKING AND ENTERING TO A MOTC	8
BON	BONDING	2
BREATH-EMD	BREATHING PROBLEMS	47
BURG-IP	BURGULARY/B&E IN PROGRESS	6
BURGLARY	BURGLARY	45
CARBON-EMD	CARBON MONOXIDE / INHALATION / H	1
CAR	CARELESS AND RECKLESS DRIVER	46
CARDIAC-EMD	CARDIAC/RESPIRATORY ARREST OR I	11
CHASE	CHASE	4
CHESTPAI-EMD	CHEST PAIN	38
CHILD-ABU	CHILD ABUSE OR NEGLECT	2
CIVDIS	CIVIL DISPUTE	57
COMTHR	COMMUNICATING THREATS	9
CONTROLBURN	CONTROLLED BURN	2
CONVULS-EMD	CONVULSIONS / SEIZURES	19
DIABETIC-EMD	DIABETIC PROBLEMS	13
DIRTRF	DIRECTING TRAFFIC/TRAFFIC CONTR	8
DISO	DISORDERLY PERSON	71
DOMEIP/W	DOMESTICE DISPUTE - IN PROGRESS,	5
DOM-PROB	DOMESTIC PROBLEM	89
DRUGALC	DRUG OR ALCOHOL COMPLAINT	25
DRUNKDRIV	DRUNK DRIVER	5
DVO	DOMESTIC VIOLENCE ORDER	3
EMERG TRANS	EMERGENCY TRANSPORT	1
ESCO	ESCORT	202
EVICTION	EVICTION CARRIED OUT	17
FALLS-EMD	FALLS (SUBJECT FALLEN)	60
FIGHT	FIGHT	23
FIRE AL	FIRE ALARM	23
FIRE BRU	BRUSH/GRASS FIRE	28
FIRE CHIM	CHIMNEY FIRE	2
FIRE ELEC	ELECTRICAL FIRE	6
FIRE SMOKE	SMOKE REPORT	6
FIRE STRUC	STRUCTURE FIRE	17

HENDERSON-VANCE CO 911

Number Of Calls Report by Complaint

Jurisdiction: HEN-VAN

First Date: 02/21/2014

Last Date: 03/20/2014

Complaint		Number
FIRE TRANS	TRANSFORMER FIRE	5
FIRE VEHI	VEHICLE FIRE	5
FRAUD	FRAUD/FORGERY	16
FUELSPILL	FUEL SPILL	1
GASLEA	GAS LEAK	2
HARR	HARRASSMENT/THREATS	35
HEADACHE-EMD	HEADACHE	4
HEART-EMD	HEART PROBLEMS - AICD	7
HEMORR-EMD	HEMORRHAGE / LACERATION	23
HOMEINV	HOME INVASION	1
HRPD	HIT & RUN PD	23
HRPI	HIT & RUN PI	1
ILL-DUMP	ILLEGAL DUMPING	11
INDEXPO	INDECENT EXPOSURE	1
INSPECTION	FIRE INSPECTION	21
INTPERS	INTOXICATED PERSON	10
INVE	INVESTIGATE ----- AT	596
IPV	IMPROPERLY PARKED VEHICLE	8
JUV	JUVENILE PROBLEMS	30
KIDN	KIDNAPPING/FELONIOUS RESTRAINT	2
LARC	LARCENY - ALREADY OCCURRED	93
LIVEST	LIVESTOCK IN ROADWAY	2
LOIT	LOITERING COMPLAIN	4
LOST	LOST PROPERTY	9
LOUD	LOUD MUSIC	65
MEDICAL	MEDICAL	4
MEN	MENTAL SUBJECT	58
MISS	MISSING PERSON	7
OPEN	OPEN DOOR/WINDOW	8
OVERDOSE-EMD	OVERDOSE / POISONING (INGESTION)	4
PDAMG	PROPERTY DAMAGE ALREADY OCCUI	47
PDMGIP	PROPERTY DAMAGE IN PROGRESS	1
PREGNANT-EMD	PREGNANCY/CHILDBIRTH/MISCARRIA	3
PROW	PROWLER	15
RAPE	RAPE	3
RECFPI	RECOVERED/FOUND PROPERTY	6
ROBARM	ROBBERY ARMED	6
ROBBERY	ROBBERY	2
RUN	RUNAWAY	5
SHOP	SHOPLIFTER	2
SHOTS	SHOTS FIRED	34
SICK-EMD	SICK PERSON	79
STABBING-EMD	STABBING / GUNSHOT / PENETRATING	3
STOLV	STOLEN VEHICLE	11
STROKE-EMD	STROKE (CVA)	17
SUBINCUS	SUBJECT IN CUSTODY	7
SUICIDE-EMD	SUICIDE / PSYCHIATRIC / ABNORMAL I	1
SUMMONS	CIVIL / CRIMINAL SUMMONS	196
SUPSUB	SUSPICIOUS SUBJECT	37
SURR	SURRENDER	7
SUSVEH	SUSPICIOUS VEHICLE	61
TEST	TEST CALL	73

HENDERSON-VANCE CO 911

Number Of Calls Report by Complaint

Jurisdiction: HEN-VAN

First Date: 02/21/2014

Last Date: 03/20/2014

<i>Complaint</i>		<i>Number</i>
TRAFFIC STOP	VEHICLE STOP	318
TRAUMA-EMD	TRAUMATIC INJURY (SPECIFY IN NARI	8
TREEDWN	TREE DOWN	45
TRES	TRESPASSING SUSPECT	58
UNAUTHVEH	UNAUTHORIZED USE VEHICLE	12
UNCONC-EMD	UNCONCIOUS / FAINTING OR NEAR	30
UNKNOWN-EMD	UNKNOWN PROBLEM (MAN DOWN)	1
WARRANT	WARRANT	719
WATER	WATER RELATED PROBLEM	16
WRIT	WRIT OF EXECUTION	3

Report Total: 4597

HENDERSON-VANCE CO 911

Number Of Calls Report by Department (All Units)

First Date: 02/21/2014

Jurisdiction: HEN-VAN

Last Date: 03/20/2014

	<i>Department</i>	<i>Number</i>
1	Data with no Department.	129
2	data error, blank in Department	2
3	AFTO	5
4	ARC	3
5	BERT	28
6	BVFD	48
7	CVFD	33
8	DOT	36
9	DSS	7
10	DVFD	19
11	EM	4
12	EMBQ	1
13	EMS	502
14	EVFD	15
15	FOR	18
16	HFD1	242
17	HFD2	186
18	HPD	1993
19	HVFD	20
20	KVFD	26
21	PARK	1
22	PE	31
23	SHP	68
24	STRE	12
25	TVFD	26
26	VCAC	51
27	VCFD	132
28	VCR	60
29	VCSO	1951
30	WATE	18
31	WILD	1
32	WVFD	32

***Total:* 4597**

A call with multiple Departments assigned will be counted in the group total for each of these Departments, therefore such calls will be counted more than once. For this reason, the total number of calls may not equal the sum of the group totals

ADMINISTRATIVE AMBULANCE CHARGE-OFFS

FOR INFORMATION ONLY

MARCH 2014

<u>NAME</u>	<u>DATES OF SERVICE</u>	<u>AMOUNT</u>	<u>REASON</u>
Virginia P. Bowden	07/10/2004 – 03/15/2007	292.61	Deceased-Statute of limitation beyond 3 yrs
James E. Brown	10/18/2006	123.82	Deceased-Statute of limitation beyond 3 yrs
Lois B. Decker-Fields	08/12/2008	856.72	Deceased-Statute of limitation beyond 3 yrs
Carlester L. Gibbs	09/07/2005 – 10/29/2009	957.12	Deceased-Statute of limitation beyond 3 yrs
Elizabeth R. Norwood	03/09/2009	103.73	Deceased-Statute of limitation beyond 3 yrs
Betty Perry	02/08/2009	409.52	Deceased-Statute of limitation beyond 3 yrs
Hardy Small, Jr.	10/17/2006	386.68	Deceased-Statute of limitation beyond 3 yrs
Claude Vaughn, Jr.	07/10/2009	100.00	Deceased-Statute of limitation beyond 3 yrs
Ruby H. Washington	03/30/2006 & 12/07/2009	453.25	Deceased-Statute of limitation beyond 3 yrs
Charles C. Williams	04/22/2009 – 06/21/2010	600.00	Deceased-Statute of limitation beyond 3 yrs
Geneva K. Williamson	01/23/2007 – 02/08/2008	529.07	Deceased-Statute of limitation beyond 3 yrs
Helen Allen	02/09/2004	143.34	Uncollectible-Statute of limitation beyond 10 yrs
Donnie A. Ayscue	02/14/2004	358.50	Uncollectible-Statute of limitation beyond 10 yrs
Debra O. Brown	02/07/2004	150.00	Uncollectible-Statute of limitation beyond 10 yrs
David Bryant	02/12/2004 & 02/20/2004	788.00	Uncollectible-Statute of limitation beyond 10 yrs
Phillip B. Burr	02/06/2004	543.50	Uncollectible-Statute of limitation beyond 10 yrs

Timothy W. Burr	02/06/2004	33.40	Uncollectible-Statute of limitation beyond 10 yrs
Elizabeth Burton	02/10/2004 & 02/26/2004	87.42	Uncollectible-Statute of limitation beyond 10 yrs
Antonio Champion	02/17/2004	401.00	Uncollectible-Statute of limitation beyond 10 yrs
Biscuqlia Copeland	02/02/2004	502.50	Uncollectible-Statute of limitation beyond 10 yrs
Zion Copeland	02/02/2004	502.50	Uncollectible-Statute of limitation beyond 10 yrs
Eola Cross	02/09/2004	150.00	Uncollectible-Statute of limitation beyond 10 yrs
Irena Davis	02/07/2004	9.35	Uncollectible-Statute of limitation beyond 10 yrs
Harold Daye	02/20/2004	384.00	Uncollectible-Statute of limitation beyond 10 yrs
Norma A. Duncan	02/17/2004	150.00	Uncollectible-Statute of limitation beyond 10 yrs
Tasha K. Durham	02/08/2004	384.00	Uncollectible-Statute of limitation beyond 10 yrs
Curtis Edwards	02/02/2004	666.50	Uncollectible-Statute of limitation beyond 10 yrs
Jason W. Elliott	02/16/2004	150.00	Uncollectible-Statute of limitation beyond 10 yrs
Robert Epps	02/01/2004	392.50	Uncollectible-Statute of limitation beyond 10 yrs
Juan H. Facundo	02/22/2004	33.28	Uncollectible-Statute of limitation beyond 10 yrs
Alma Garcia-Alejandro	02/04/2004 & 02/24/2004	759.50	Uncollectible-Statute of limitation beyond 10 yrs
Dock Z. Gooch	02/17/2004	460.00	Uncollectible-Statute of limitation beyond 10 yrs
John T. Gregory	02/04/2004	84.78	Uncollectible-Statute of limitation beyond 10 yrs
Earnest L. Hargrove	02/09/2004 & 02/23/2004	776.50	Uncollectible-Statute of limitation beyond 10 yrs
Gwendolyn Hargrove	02/12/2004	375.50	Uncollectible-Statute of limitation beyond 10 yrs
Catherine Harris	02/09/2004	344.38	Uncollectible-Statute of limitation beyond 10 yrs

Malinda A. Harris	02/29/2004	384.00	Uncollectible-Statute of limitation beyond 10 yrs
Nykaelia Hayes	02/26/2004	163.50	Uncollectible-Statute of limitation beyond 10 yrs
Gregory C. Hunt	02/02/2004	492.50	Uncollectible-Statute of limitation beyond 10 yrs
Betty R. Johnson	02/25/2004	150.00	Uncollectible-Statute of limitation beyond 10 yrs
Angela H. Jones	02/17/2004	37.48	Uncollectible-Statute of limitation beyond 10 yrs
Darryl Jones	02/21/2004	358.50	Uncollectible-Statute of limitation beyond 10 yrs
Omar Jones	02/12/2004	75.00	Uncollectible-Statute of limitation beyond 10 yrs
Tony L. Jones	02/11/2004	95.51	Uncollectible-Statute of limitation beyond 10 yrs
Betty Koch	02/25/2004 & 02/28/2004	87.42	Uncollectible-Statute of limitation beyond 10 yrs
Cecilia Leal	02/07/2004	367.00	Uncollectible-Statute of limitation beyond 10 yrs
Nicole M. Lee	02/16/2004	384.00	Uncollectible-Statute of limitation beyond 10 yrs
Bessie C. Martin	02/05/2004	62.93	Uncollectible-Statute of limitation beyond 10 yrs
Terry Page	02/20/2004	75.00	Uncollectible-Statute of limitation beyond 10 yrs
Oris Parker	02/21/2004	392.50	Uncollectible-Statute of limitation beyond 10 yrs
Jule B. Perry	02/08/2004 & 02/09/2004	134.15	Uncollectible-Statute of limitation beyond 10 yrs
Jaime Recendis Lora	02/07/2004	392.50	Uncollectible-Statute of limitation beyond 10 yrs
Jon D. Renn	02/29/2004	392.50	Uncollectible-Statute of limitation beyond 10 yrs
Bontheia Richardson	02/04/2004 & 02/12/2004	58.62	Uncollectible-Statute of limitation beyond 10 yrs
Jason Rivers	02/27/2004	150.00	Uncollectible-Statute of limitation beyond 10 yrs
Janice A. Robinson	02/29/2004	130.00	Uncollectible-Statute of limitation beyond 10 yrs

Rachel B. Robinson	02/23/2004	157.84	Uncollectible-Statute of limitation beyond 10 yrs
Alfred Solomon	02/02/2004	475.50	Uncollectible-Statute of limitation beyond 10 yrs
Caitlin D. Stevenson	02/17/2004	492.50	Uncollectible-Statute of limitation beyond 10 yrs
Danny R. Terry	02/02/2004	384.00	Uncollectible-Statute of limitation beyond 10 yrs
Mary Terry	02/15/2004	384.00	Uncollectible-Statute of limitation beyond 10 yrs
Pearl B. Terry	02/08/2004	150.00	Uncollectible-Statute of limitation beyond 10 yrs
Kimball C. Thaxton	02/09/2004	335.50	Uncollectible-Statute of limitation beyond 10 yrs
Sandy L. Towns	02/13/2004	459.00	Uncollectible-Statute of limitation beyond 10 yrs
Araceli Valle	02/05/2004	385.50	Uncollectible-Statute of limitation beyond 10 yrs
John M. Welch	02/21/2004	1129.50	Uncollectible-Statute of limitation beyond 10 yrs
Charlie T. Williams	02/03/2004	68.01	Uncollectible-Statute of limitation beyond 10 yrs
Shirley N. Williams	02/13/2004	518.00	Uncollectible-Statute of limitation beyond 10 yrs

TOTAL **\$ 22,765.43**



Diane Cox
Executive Director

MONTHLY REPORT

Member
Governments

To: Jerry Ayscue
Vance County Manager

COUNTIES

Franklin
Granville
Person
Vance
Warren

From: Karen Foster, KTRCOG
Community Development Planner

Date: April 3, 2014

MUNICIPALITIES

Bunn
Butner
Creedmoor
Franklinton
Henderson
Kittrell
Louisburg
Macon
Middleburg
Norlina
Oxford
Roxboro
Stem
Stovall
Warrenton
Youngsville

Re: Grant #10-C-2131

Activities for the Month of February included:

- Evaluated additional applications for project
- Scopes of work developed for additional urgent repair
- Completed Environmental Reviews for the additional applicants

Respectfully submitted,
Karen Foster

Monthly Performance Status Report

(Due on 15th of each month)

Grantee Name: **Vance County** Grant Number: **10-C-2131 (Scattered Site)** Month: **March** Year: **2014**

Submitted: April 2014

<u>Activity</u>	<u>Performance Schedule</u> (On/Off)	<u>Current Performance Status</u> (If Off Schedule)	<u>Remedy to get back on Schedule</u> (If Off Schedule)
Rehabilitation	On		
Reconstruction	On		
Clearance	On		
Temporary Relocation	On		
Planning	On		
Administration	On		

Prepared By: Karen Foster

Approved and Emailed By: Kelly H. Swanson

Board or Council Update: 4-7-14

Title: Community Development Planner

Title: Clerk to Board (City/County Manager or Clerk)

Date: 4-8-14

Performance Schedule

(Based on *Performance Based Contract*)

On/Off Schedule

On Performance Schedule: Stop and submit report, no current performance status or remedy to get back on schedule is required

Off Performance Schedule: Provide current performance status and remedy to get back on schedule and submit report

**GRANVILLE-VANCE DISTRICT HEALTH DEPARTMENT
HEALTH DEPARTMENT REPORT**

PROGRAM	FEBRUARY 1-28, 2014 (V)
PRENATAL SERVICES (OB)	286
❖ Pregnancy Care Management (OBCM)	129
❖ Postpartum Home Visits	15
❖ Clinical Services	134
❖ Prenatal classes	8
CHILD HEALTH	115
❖ Child Coordination for Children (CC4C)	76
❖ Newborn Home Visits	15
❖ Clinical Services	24
❖ Dental Varnishing	0
FAMILY PLANNING	71
❖ Clinical Services	59
❖ Pregnancy Tests	11
❖ Family Planning Classes	1
HIV TESTS	40
STD TESTS	40
TB TESTING	12
❖ PPD	11
❖ PPD Reading	0
❖ TB Cases	1
❖ TB Contacts tested	0
IMMUNIZATIONS	84
❖ Universal	66
❖ Flu	18
LABORATORY TESTS	485
❖ In-house	278
❖ Reference Laboratories	207
ANIMAL BITES/POSSIBLE RABIES EXPOSURE	0
REPORTABLE DISEASE/INVESTIGATION & SURVEILLANCE	48
VITAL RECORDS	77
❖ Births	45
❖ Deaths	32
❖ Fetal Deaths	0
MISCELLANEOUS GENERAL SERVICES (Allergy shots, B12 injections, Blood Pressure checks, etc.)	17
HOME HEALTH AGENCY	404
❖ Physical Therapy	169
❖ Occupational Therapy	29
❖ Speech Therapy	7
❖ Skilled Nursing	155
❖ Med Social Worker	7
❖ Aide/Home Health	37
HEALTH EDUCATION AND PROMOTION	8
❖ Meetings, Community Collaboration	5
❖ Presentations/Health Fairs	2
❖ Workshops/Trainings/Girls on the Run Program	1
SUPPLEMENTAL NUTRITION PROGRAM FOR WOMEN, INFANTS AND CHILDREN (WIC)	1515
❖ Butner Location	

Vickie Boyd 3/31/14

**GVDHD Health Promotion Activities (HP)
GC/VC Activities January - Feb 2014**

The Road to Better Health Blog stats
<http://www.g-vwtlosschallenge.blogspot.com/>

Month	Page Loads	Unique Visitors	1st Time Visitors	Returning Visitors
Feb 2014 5 blog entries	45	38	38	0
Jan 2014 4 blog entries	73	57	38	19
Dec 2013 - 5 blog entries	104	74	44	30
Nov 2013 - 4 blog entries	174	93	54	39
Oct 2013 - 6 blog entries	133	93	75	18
Sep 2013 - 4 blog entries	80	61	30	31
Aug 2013 - 4 blog entries	71	51	27	24
July 2013 - 5 blog entries	63	58	52	6
June 2013 - 4 blog entries	68	49	11	38
May 2013 - 4 blog entries	89	75	33	42
April 2013 - 8 blog entries	166	87	42	45
Mar 2013 - 10 blog entries	207	135	77	58
Feb 2013 - 8 blog entries	201	118	51	67
Jan 2013 - 6 blog entries	143	71	30	41
Dec 2012 - 4 blog entries	97	74	36	38
Nov 2012 - 4 blog entries	143	88	60	28
Oct 2012 - 6 blog entries	192	104	58	46
Sept 2012 - 5 blog entries	134	93	49	44
Aug 2012 - 4 blog entries	117	91	58	33
July 2012 - 6 blog entries	148	112	97	15
June 2012 - 7 blog entries	233	148	103	45
Total Overall	4550	2721	1382	1339
Total 2011	1282	597	151	446
Total 2012	1651	1064	629	435
Total 2013	1499	965	526	439
TO DATE 2014	118	95	76	19

(NOTE – Since the Weight Loss Challenge started this has been a very low cost way to have an on-line presence and promote healthy behaviors, as well as to communicate with residents about future efforts at the appropriate time).

- Presentation on Health Disparities to GVDHD staff
- Presentation on SoTCH Report to Vance County Parenting Task Force
- Attended Healthy Communities webinar
- Attended Creedmoor Parks and Recreation Master Planning Public Input Session
- Attended East Coast Greenway Alliance Meeting for regional stakeholders
- Invited by Academy of Nutrition and Dietetics to present at Public Policy Workshop in DC
- Granville-Vance Faith Initiative for Community Action project
 - Attended Education Sub-committee meetings
 - Prepared monthly challenge flier for April
- Chlamydia/Get Yourself Tested Project (Triangle North Health Care Foundation funding)
 - Attended bi-weekly conference calls
 - Submitted quarterly report
 - Review of data and planning for focus groups

- Community Transformation Grant (CTG) Project Activities
 - Attended Tobacco-Free, Active Living, and Healthy Eating regional conference calls
 - Attended CTG Cornerstore Workshop (Warren County)
 - Attended CTG Regional Quarterly Meeting (Halifax County)
 - On-going work to explore District Tobacco Control opportunities
 - On-going work to support VC Regional Market
 - On-going work to support Granville joint use partnership opportunities and Creedmoor planning
 - Young Families Connect project planning
 - Attended Request for Proposals Webinar
 - Hosted/Coordinated YFC potential partner meeting
 - Weight Loss Challenge Planning
 - Research/develop on-line registration (staff)
 - Re-organize guidelines and funding with partners
 - Develop peripherals
 - Publicize
 - Continued support of GVDHD Wellness, Health Ed, and Family Planning activities.
 - Wellness Committee activities
 - Weight Loss Challenge next steps
 - GC/VC Staff Meetings
 - GVDHD logo work
-

SEPTIC APPLICATION


DATE RECVD	SITE READY	PARCEL NO SUBDIVISION	LOT #	APPLICANT	OWNER	EHS	PERMIT ISSUED	PERMIT #	ADDRESS
2/5/2014	2/6/2014			Matthew Nies	Same	CH	2/17/2014	7803	Glebe Road
2/11/2014	2/11/2014			Allen Boyd	Same			PO	325 Pine Trl.
2/14/2014	2/14/2014			WA Currin	Nancey Laney	CH	2/24/2014	7804	66 Whaley Lane
2/17/2014	2/17/2014			Linwood & Mary Yancey	Same	CH	2/26/2014	7807 (P)	Mt. Pleasant Church Road
2/20/2014	2/20/2014			Lin Cole	Kevin McNulty			PO	Hazzard Lane
2/25/2014	2/25/2014			Jerold Moeller	Same			PO	Townsville Landing Road
		<i>Nancy S. Brewer</i>							
		March 6, 2014							
*TD=Property turned down, unsuitable soil									
* PO=pending owner: more information needed									
* PHD=pending H.D.: in process									
P next to permit number indicates a pump system									

2014	February	CAT	
04091020243 PARTY PIC-UP 655 N Garnett 191 Dawlah M Hauter 438-7333	2-4-14 A 92.5	3	*
04091010316 WAFFLE HOUSE # 1872 1135 Ruin Creek Road	2-4-14 A 96.5	3	*
04091010072 WENDY'S 1516 Dabney Drive 181 Wendy's 438-5992	2-4-14 A 98	3	*
04091300004 FOOD LION 1650 N Garnett Street 605 Food Lion Inc 492-8028	2-5-14 A 99	3	*
04091020047 FOOD LION DELI 1650 N Garnett Street 023 Food Lion Inc 492-8029	2-5-14 A 99	2	*
04091010251 BIG CHEESE PIZZA 901-0 Beckford Drive 107 Scott Capman 492-4500	2-5-14 A 95	2	*
04091300000 BEARPOND FRESH MARKET 3963 Raleigh Road 601 Billy Stanton 438-6452	2-5-14 A 95	3	*
04091300008 SAVE-A-LOT 967 S Beckford Drive 252-436-0014	2-6-14 A 98	3	*
04091300018 FOOD LION 1419 E Andrews Ave 614 Food Lion Inc 433-0553	2-6-14 A 98.5	3	*
04091020069 FOOD LION DELI 1419 E Andrews Ave 043 Food Lion Inc 433-0553	2-6-14 A 99	2	*

2014	February	CAT	
04091010174 HAUTRE'S BEST BET 1307 E Andrews Ave 206 Ahmed Hauter 430-8345	2-11-14 A 92.5	3	*
04091300011 SUPPLY LINE MARKET 235 Raleigh Road 611 John Williams 438-2836	2-11-14 A 97.5	3	*
04091020025 SUPPLY LINE DELI 235 Raleigh Road 018 John Williams 438-2836	2-11-14 A 97	4	*
04091300600 COMPARE MARKET 1141 E Andrews Ave 438-4362	2-11-14 A 96.5	3	*
04091010347 COVENTRY HOUSE INN 20 Medical Court 690-7096	2-12-14 A 98	4	*
04091010127 DENNY'S 1524 Dabney Drive 121 LSJ Inc 438-4800	2-17-14 A 99	4	*
04091020049 FOOD LION DELI 377 Raleigh Road 025 Food Lion Inc 492-0929	2-17-14 A 99	2	*
04091300005 FOOD LION 377 Raleigh Road 606 Food Lion Inc. 492-0929	2-17-14 A 98	3	*
04091010359 JJ FISH & CHICKEN 1202 E Andrews Ave 431-0060	2-17-14 A 99	4	*
04091010300 MAYFLOWER SEAFOOD 201 N Cooper Drive	2-18-14 A 97	4	*

2014	February	CAT	
04091010373 YA'ALL'S RESTAURANT 419 Raleigh Road 430-0810	2-18-14 C	4	*
04091011086 CHINA KING 383 Raleigh Road 226 JiXian Zheng 433-8088	2-18-14 A 95	4	*
04091020050 FOOD LION DELI 1241 Dabney Drive 026 Food Lion Inc 430-8812	2-18-14 A 96.5	2	*
04091300015 FOOD LION 1241 Dabney Drive 613 Food Lion Inc 430-8812	2-18-14 A 96.5	3	*
04091010331 RIBEYE STEAKHOUSE OF HENDERSON 2002 Garham Ave 252-213-0076	2-19-14 A 99.5	4	*
04091010038 KITTRELL JOB CORP. US HWY 1 140 Kittrell Job Corp 438-6161	2-20-14 A 98.5	4	*
04091010475 KITTRELL GROCERY 1356 HWY 1 492-3005	2-20-14 A 95.5	4	*
04091020101 KITTRELL FOOD MART 1243 US 1 HWY 438-1081	2-20-14 A 92	4	*
04091300023 KITTRELL GROCERY 1356 US 1 HWYS 608 Mike Faulkner 492-3005	2-20-14 A 96.5	3	*
04091010377 KO'S SPORTS GRILL 200 S Garnett Street	2-24-14 I	4	*

2014	February	CAT	
04091010324 HATTIES RESTAURANT 1012 S Garnett Street 252-915-8912	2-24-14 A 95.5	4	*
04091010350 PINO'S 987 S Beckford Drive 252-678-3608	2-24-14 A 97.5	4	*
04091110014 DABNEY ELEMENTARY 150 Lanning Road 16 Joyce Maynard 492-2700	2-25-14 A 99.5	4	*
04091010298 GEORGE'S 210 N Garnett Street	2-25-14 A 97	4	*
04091027907 TED'S CATERING 420 Alexander Ave 430-0173	2-25-14 A 93	4	*
04091110017 HENDERSON COLLEGIATE CHARTER SCHOOL 906 Health Center Road 252-598-1038	2-26-14 A 96.5	4	*
04091010343 CLARK ST BOYS & GIRLS CLUB 212 N Clark Street	2-26-14 A 96.5	4	*
04091010344 THE OLDE FARM HOUSE RESTAURANT 12809 HWY 39 N 919-693-0033	2-26-14 B	4	*
04091010044 NUNNERY FREEMAN 1645 Norlina Road 151 OH Freeman 438-4751	2-26-14 A 92.5	4	*
04091010163 GOLDEN CHINA 1656 N Garnett Street 199 Yun Yu Zheng 492-9131	2-27-14 A 95	4	*

2014	February	CAT	
04091110016 CLARK ELEMENTARY 309 Mt Carmel Road	2-24-14 A 99.5	4	*
04091010266 ROSEMART #206 230 Vanco Mill Road 430-1794	2-27-14 A 95	4	*
04091010889 HENDERSON MEXICAN 1101 Nicholas Street 237 Bruno Ramirez 492-2166	2-27-14 A 94	4	*
04091110013 ZEB VANCE ELEM 4800 Raleigh Road 14 Cheryl Adcox 492-4242	2-28-14 A 99.5	4	*
I= New Business C= Closed H= Out of Business B= Seasonal T=Transitional			
			
March 6, 2014			

10A NCAC 46 .0213 FOOD, LODGING/INST SANITATION/PUBLIC SWIMMING POOLS/SPAS

(a) A local health department shall provide food, lodging, and institutional sanitation and public swimming pools and spas services within the jurisdiction of the local health department. A local health department shall establish, implement, and maintain written policies which shall include:

- (1) The frequency of inspections of food, lodging, and institutional facilities and public swimming pools and spas with the following being the minimum:

Type of Establishment	Frequency Per Fiscal Year (July 1 – June 30)
Adult Day Service Facilities	1/year
Bed and breakfast homes	1/year
Bed and breakfast inns	1/6 months
Child day-care facilities	1/6 months
Food Service Establishments	
Risk Category I	1/year
Risk Category II	1/6 months
Risk Category III	1/4 months
Risk Category IV	1/3 months
Institutions	1/6 months
Local confinement facilities	1/year
Lodging	1/year
Migrant housing water and sewage evaluation	1/year
Primitive Experience Camps	
Operating 6 months or less per year	1/year
Operating more than 6 months per year	1/6 months
Private boarding schools and colleges	1/year
Public swimming pools and spas which operate only between April 1 and October 31 each year	1/operational season
Public swimming pools and spas which operate at times other than between April 1 and October 31 each year	2/year
Residential care facilities	1/year
Schools	1/year
Summer camps	1/year
Tattoo Artists	1/year

Risk Category I applies to food service establishments that prepare only non-potentially hazardous foods.

Risk Category II applies to food service establishments that cook and cool no more than two potentially hazardous foods. Potentially hazardous raw ingredients shall be received in a ready-to-cook form.

Risk Category III applies to food service establishments that cook and cool no more than three potentially hazardous foods.

Risk Category IV applies to food service establishments that cook and cool an unlimited number of potentially hazardous foods. This category also includes those facilities using specialized processes or serving a highly susceptible population.

- (2) Provisions for investigating complaints and suspected outbreaks of illness associated with food, lodging, and institutional facilities, and public swimming pools. Corrective actions shall be taken in cases of valid complaints and confirmed outbreaks of illness.
- (3) Provisions for keeping records of activities described in Subparagraphs (1) and (2) of this Paragraph.

(b) A local health department shall establish, implement, and maintain written policies for the provision of sanitation education for food service personnel and orientation and in-service training for Environmental Health Specialists. The policies shall include the following requirements for Environmental Health Specialists providing food, lodging, and institutional sanitation services:

- (1) Completion of the centralized training course provided by the Division for newly employed Environmental Health Specialists;
- (2) Compliance with Delegation of Authority as stated in 15A NCAC 010 .0100; and

(3) Compliance with the Board of Sanitarian Examiners' requirements.

History Note: Authority G.S. 130A-4(b); 130A-9;
Eff. October 1, 1984;
Amended Eff. March 1, 1988; December 1, 1987; October 1, 1986;
Transferred and Recodified from 10 NCAC 12 .0239 Eff. April 4, 1990;
Amended Eff. August 1, 2007; May 1, 1996; July 1, 1993; October 1, 1992; December 1, 1991.

Monthly Activities Report for the Information Technology Department
March, 2014
Kevin M. Brown, IT Director

1. Finished firmware upgrades to network switches.
2. Upgraded firewall/threat management system to current stable code.
3. Replaced several tax office computers.
4. Replaced several old printers in the Sheriff's Department.
5. Replaced battery backup unit in the jail at C1 with a more robust unit.
6. Repaired issues with security monitors in C1 at the jail.
7. Prepared and secured new computers for use at the senior center.
8. Worked on and submitted 2014-2015 budget. Helped other departments with budget technology needs as required.
9. Began research into possible policies for county technology operations based upon current regulations and laws in the state of North Carolina.
10. Worked with the AOC/Clerk of Courts to provide Internet access for the AOC's lawyer training in courtroom 2.
11. Performed add/moves to the phone system as required by departments.
12. Upgraded TWC Fiber Internet connection from 10mbs to 20mbs and monitored bandwidth to insure the upgrade complied with specifications.
13. Regular monitoring of the main firewall that includes content filtering, intrusion prevention, application control and gateway AV and malware protection.
14. Monitor the anti-virus servers for possible virus problems.
15. Continue to assist employees in the use of the content management system.
16. Continued to perform internal and external network security vulnerability checks.
17. Continued daily monitoring of server and firewall logs and backup jobs.

18. Helped users upload documents to the CMS and make those documents available to the public.
19. Performed additional day to day troubleshooting and repairs on various issues as required and continue to repair lingering issues from pre-existing problems.

**VANCE COUNTY PLANNING & DEVELOPMENT
ACTIVITY SUMMARY REPORT
February 26, 2014 - March 25, 2014**

GENERAL ACTIVITY



Type of Activity	Total Records	Fees	Job Cost
Violations	4	\$0	\$0
Complaints	9	\$0	\$0
Projects	3	N/A	N/A
Miscellaneous Fees	11	\$97	\$0
Planning Fees	4	\$410	\$0
Zoning Permits	28	\$2,415	\$0
Board of Adjustment	2	\$500	\$0
Planning Board / Rezoning	1	\$250	\$0
Mechanical	13	\$964	\$92,004
Electrical	35	\$2,015	\$58,046
Plumbing	27	\$1,375	\$13,315
Water Taps	21	\$3,300	N/A
** Building **	81	\$32,908	\$7,994,500
TOTAL ALL ACTIVITY	239	\$44,234	\$8,157,865

*** ZONING PERMITS BREAKDOWN ***

Residential Zoning Permits	Total	Fees
Single Family Dwellings	4	\$240
Multi-Family Dwellings	0	\$0
Residential Additions	10	\$600
Commercial	4	\$285
Miscellaneous	1	\$60
Sign	2	\$80
Cell Tower	1	\$1,000
Perk Test Authorizations	6	\$150
Dev Permit (Kittrell)	0	\$0
TOTAL ZONING PERMITS	28	\$2,415

**** BUILDING PERMITS BREAKDOWN ****

Residential Building Permits	Total	Fees	Job Cost
(SFR) Single Family Residential	1	\$1,008	\$180,000
(MOD) Modular	0	\$0	\$0
(SWMH) Single Wide Mobile Home	2	\$310	\$3,500
(DWMH) Double Wide Mobile Home	1	\$420	\$22,000
(TWMH) Triple Wide Mobile Home	0	\$0	\$0
(ADD) Addition	13	\$1,155	\$103,895
Remodel	6	\$1,325	\$50,750
Shingles	6	\$540	\$18,200
(Demo) Demolition	4	\$275	\$38,450
Total Residential	33	\$5,033	\$416,795
Commercial Building Permits			
(CN) Commercial - New	4	\$20,011	\$6,542,666
(CA) Commercial - Addition	4	\$360	\$44,405
(CU) Commercial - Upfit	1	\$5,290	\$980,000
(OC) Occupancy Change	0	\$0	\$0
(FS) Fire/Safety	31	\$1,820	\$10,040
Total Commercial	40	\$27,481	\$7,577,111
Misc (Residential & Commercial)	8	\$394	\$594
TOTAL BUILDING PERMITS	81	\$32,908	\$7,994,500

Prepared by: 4/1/2014	
Approved by: 4/1/2014	

Zoning Permits Subtotal Report

Sorted by Permit Type

Report for 02/26/2014 to 03/25/2014

Date	Permit Type	Site Address	Issued to	Project Scope	Fee
03/25/2014	ZCELLTOWER	40 OLD WATKINS RD	FAULK & FOSTER REAL	ADD 3 LTE ANTENNAS	1000.00
Permit Type ZCELLTOWER		Total Permits	1	Fees Total	\$ 1,000.00
03/06/2014	ZCOMMERCIAL	3964 RALEIGH RD	NEED-A-TIRE	COMMERCIAL TIRE SHOP	75.00
03/07/2014	ZCOMMERCIAL	115 WARRENTON RD	MICHAEL T CLOPTON	INDOOR FLEA MARKET	75.00
03/13/2014	ZCOMMERCIAL	5256 VICKSBORO RD	CROSSROADS PENT HOLINESS	10 X 12 STORAGE BUILDING	60.00
03/19/2014	ZCOMMERCIAL	5799 US 1 BYPASS SOUTH	WORTH TAYLOR	3 CAR GARAGE	75.00
Permit Type ZCOMMERCIAL		Total Permits	4	Fees Total	\$ 285.00
03/07/2014	ZMISC	1007 TUNGSTEN MINE RD	TERRY, VANETTE	IN HOME DAYCARE	60.00
Permit Type ZMISC		Total Permits	1	Fees Total	\$ 60.00
03/06/2014	ZPERKTEST	3118 VICKSBORO RD	JOHN FOSTER HOMES: SEE	PERK TEST 4 BRMS 3 BATHS	25.00
03/06/2014	ZPERKTEST	GLEBE RD	ADAM PERKINSON	PERK TEST FOR COMMERCIAL	25.00
03/11/2014	ZPERKTEST	921 WATERSTONE LN	BUILDER-TONY HIRST: B TONY	PERK TEST 3 BRMS	25.00
03/12/2014	ZPERKTEST	905 WATERSTONE LN	HOLLAND, ROBERT C	PERK TEST 3 BRMS 4 BATHS	25.00
03/12/2014	ZPERKTEST	56 STONEWOOD LOOP LN	HOLLAND, ROBERT C	PERK TEST 3 BRMS 4 BATHS	25.00
03/24/2014	ZPERKTEST	333 RED CLAY LN	HARGROVE, CYNTHIA SMALL	RECERT EXIST SEPTIC 2 BRMS	25.00
Permit Type ZPERKTEST		Total Permits	6	Fees Total	\$ 150.00
02/26/2014	ZRESADDITION	77 HOLIDAY LN	RAGLAND, KEESHES	8 X 24 PORCH	60.00
02/27/2014	ZRESADDITION	1951 BULLOCKSVILLE	THOMAS, ANTONIO O &	24 X 16 LIVING ROOM ADDITION	60.00
02/27/2014	ZRESADDITION	1151 ALLISON COOPER RD	BRACK, RANDOLPH BOYD	290 SQ FT DECK	60.00
03/06/2014	ZRESADDITION	253 DEER CHASE LN	TOBY FISHER	16 X 24 SCREENED PORCH	60.00
03/11/2014	ZRESADDITION	152 LEISURE LN	JOHN FOSTER HOMES: SEE	10 X 10 DECK	60.00
03/11/2014	ZRESADDITION	1759 JACKSONTOWN RD	REBUILDING HOPE, INC.: B	4 X 24 RESIDENTIAL RAMP	60.00
03/13/2014	ZRESADDITION	222 FRANKLIN LN	TJ CONSTRUCTION OF HNSN,	ADD 8 X 14 ROOF TO EXIST	60.00
03/13/2014	ZRESADDITION	138 SANDY POINT DR	CAROLINA CUSTOM	24 X 32 DETACHED GARAGE	60.00
03/14/2014	ZRESADDITION	874 GUN CLUB RD	MARIA GUADALUPE SANCHEZ	4 X 3 STOOP	60.00
03/24/2014	ZRESADDITION	1958 CHEATHAM MABRY	REBUILDING HOPE, INC.: B	4 X 24 RESIDENTIAL RAMP	60.00
Permit Type ZRESADDITION		Total Permits	10	Fees Total	\$ 600.00
02/27/2014	ZSFR	5338 RALEIGH RD	JACINTO J RAMIREZ	1997 14 X 76 SWMH 3 BRMS 2 BATHS	60.00
03/06/2014	ZSFR	32 VANN LN	WILLIAMS, JOHN ADAM &	1998 14 X 66 SWMH 3 BRM 2 BATH	60.00
03/07/2014	ZSFR	4260 GLEBE RD	FIDELIS CONSTRUCTION, INC:	2 STORY SFD, GARAGE, PORCH	60.00

Zoning Permits Subtotal Report

Sorted by Permit Type

Report for 02/26/2014 to 03/25/2014

Date	Permit Type	Site Address	Issued to	Project Scope	Fee
03/18/2014	ZSFR	80 TWIN PONDS LN	TAYLOR, KENNETH W &	1986 27 X 64 DWMH 2 BRMS	60.00
Permit Type ZSFR		Total Permits	4	Fees Total	\$ 240.00
03/06/2014	ZSIGN	3964 RALEIGH RD	NEED-A-TIRE	SIGN FOR TIRE SHOP	40.00
03/25/2014	ZSIGN	115 WARRENTON RD	MICHAEL CLOPTON	WALL ADVERTISING SIGN (4'X8')	40.00
Permit Type ZSIGN		Total Permits	2	Fees Total	\$ 80.00
		Total Permits	28	Fees Total	\$ 2,415.00

Board of Adjustment

(Conditional Use Permits, Variances and Appeals Report)

Applicants for 02/26/2014 to 03/25/2014

Report Date 04/01/2014

App #:L2011-0019 **Entered:** 02/28/2014 **Type:** CONDITIONAL USE **Decision:** **Decision Date:** / /
Applicant: ESA HENDERSON NC LLC **Address:** 801 INTERNATIONAL PKWAY STE500 LAKE MARY, FL 32745
Description: Request to construct a Solar Farm

App #:L2011-0020 **Entered:** 03/13/2014 **Type:** VARIANCE **Decision:** **Decision Date:** / /
Applicant: CASTON HOME BUILDERS **Address:** 535 FRANKLIN LANE HENDERSON, NC 27537
Description: The applicant is requesting a variance from the minimum setback (section 3.2.3) requirement to reduce the side setback from 20 feet to 10 feet and the front setback from 30 feet to 25 feet.

Building Permits Subtotal Report

Sorted by PERMIT TYPE CODE

Report for 02/26/2014 to 03/25/2014

Report Date 04/01/2014

Permit Type Code	Permit Date	Site Address	General Contractor	Owner Name	Project Scope	Permit Fee	Estimated Cost
ADD	03/19/2014	1716 CYPRESS DR	OWNER AS CONTRACTOR:	WALKER, ANNA ELIZABETH	ADD INSULATION	\$45.00	\$45.00
ADD	03/18/2014	1513 PEACE ST	WILLIAM OVERBY	POYTHRESS, E BRAXTON & RACHEL	RESIDENTIAL RAMP	\$55.00	\$300.00
ADD	03/07/2014	136 SUNSET CIR	CASTON HOME BUILDERS, INC:	BRACKINS, PHILIP L & SHARON	18X20 ROOF	\$120.00	\$12,000.00
ADD	03/21/2014	161 SHADOWBROOK DR	CARL VICTOR TUCKER:	CONNOR, RUDENA GIBBS	11X18 PORCH	\$110.00	\$40,000.00
ADD	03/14/2014	874 GUN CLUB RD	OWNER AS CONTRACTOR:	VANCE LAKE, LLC	3X3 STOOP	\$55.00	\$150.00
ADD	03/11/2014	152 LEISURE LN	DREAM HOMES MOBILE HOME SERVIC:	JACKSON, MICHAEL W & KAREN	10 X 10 DECK	\$65.00	\$1,900.00
ADD	02/27/2014	1951 BULLOCKSVILLE PARK	OWNER AS CONTRACTOR:	THOMAS, ANTONIO O & CORDELIA	24X16 LIVING RM ADD	\$255.00	\$5,000.00
ADD	03/11/2014	1759 JACKSONTOWN RD	REBUILDING HOPE, INC.:	ELLINGTON, EARL WAYNE	4X24 RES RAMP	\$55.00	\$300.00
ADD	02/27/2014	1151 ALLISON COOPER RD	WILLIAM BRACK	BRACK, RANDOLPH BOYD	290 SQ FT DECK	\$110.00	\$1,500.00
ADD	03/24/2014	1958 CHEATHAM MABRY RD	REBUILDING HOPE, INC.:	ROBINSON, ELIZABETH & WOODS,W	4X24 RESIDENTIAL RAM	\$55.00	\$400.00
ADD	03/06/2014	253 DEER CHASE LN	TOBY FISHER	ROYSTER, GLADYS IRENE	16 X 24 PORCH	\$110.00	\$2,000.00
ADD	03/13/2014	138 SANDY POINT DR	CAROLINA CUSTOM BUILDERS, INC:	RICE, BENJAMIN M, SR	24 X 32 DETACHED GAR	\$65.00	\$31,800.00
ADD	02/26/2014	77 HOLIDAY LN	DELMONT KEARNEY	RAGLAND, KEESHES	8 X 24 PORCH	\$55.00	\$8,500.00
Permit Type Code: ADD		Total Permits: 13		Fees Total: \$1,155.00		Estimated Cost Total: \$103,895.00	
CA	03/25/2014	115 WARRENTON RD	MICHAEL CLOPTON	FOSTER, JOHN M & BARBARA T	4 X 8 SIGN	\$55.00	\$100.00
CA	03/24/2014	156 CHURCH ST	NC GRAPIC PROS LLC:	VANCE COUNTY	REPLACE LETTERING	\$55.00	\$250.00
CA	03/10/2014	566 RUIN CREEK RD	POWER SIGNS INC	MARIA PARHAM HOSPITAL	(14) 6 LIGHTED 2 WAL	\$195.00	\$44,000.00
CA	03/06/2014	3964 RALEIGH RD	BOBBY WEST	RALEIGH ROAD BAPTIST CHURCH	INSTALL SIGNS	\$55.00	\$55.00
Permit Type Code: CA		Total Permits: 4		Fees Total: \$360.00		Estimated Cost Total: \$44,405.00	
CN	03/25/2014	1414 ANDREWS AVE EAST	STOCKS & TAYLOR CONST., INC:	H & J WAREHOUSES LLC	MERC.FAMILY DOLLAR	\$4,240.00	\$600,000.00
CN	03/13/2014	5256 VICKSBORO RD	OWNER AS CONTRACTOR:	CROSSROADS PENT HOLINESS CHURC	10 X 12 STORAGE BLDG	\$55.00	\$2,500.00
CN	03/19/2014	5799 US 1 BYPASS SOUTH	WORTH TAYLOR CONSTRUCTION CO:	ARNER, DAVID S & ELIZABETH	3 CAR GARAGE W/STORA	\$335.00	\$46,000.00
CN	03/19/2014	201 BRECKENRIDGE ST	H G REYNOLDS, INC:	EMBASSY CULTURAL CENTER FOUND	NEW PERFORMING ARTS	\$15,381.00	\$5,894,166.00
Permit Type Code: CN		Total Permits: 4		Fees Total: \$20,011.00		Estimated Cost Total: \$6,542,666.00	
CU	03/14/2014	566 RUIN CREEK RD	RODGERS BUILDERS, INC:	MARIA PARHAM HOSPITAL	RENOVAT & ADDITION	\$5,290.00	\$980,000.00

Building Permits Subtotal Report

Sorted by PERMIT TYPE CODE

Report for 02/26/2014 to 03/25/2014

Report Date 04/01/2014

Permit Type Code	Permit Date	Site Address	General Contractor	Owner Name	Project Scope	Permit Fee	Estimated Cost
Permit Type Code: CU		Total Permits: 1		Fees Total: \$5,290.00		Estimated Cost Total: \$980,000.00	
DEMO	02/27/2014	237 RALEIGH RD	FAULKNER GRADING & LANDSC:	AIR CONTROL, INC	DEMOLISH BUILD	\$55.00	\$3,450.00
DEMO	03/12/2014	245 ORVILLE ST	FAULKNER GRADING & LANDSC:	W W PROPERTIES & RENTALS, LLC	DEMO BUILDING	\$55.00	\$5,000.00
DEMO	03/12/2014	1414 ANDREWS AVE EAST	FAULKNER GRADING & LANDSC:	H & J WAREHOUSES LLC	DEMO BUILDING	\$110.00	\$30,000.00
DEMO	03/03/2014	643 MOUNTAIN LN	OWNER AS CONTRACTOR:	MARIA SOL ARENAS	DEMO 13X17 ROOM ADD	\$55.00	\$0.00
Permit Type Code: DEMO		Total Permits: 4		Fees Total: \$275.00		Estimated Cost Total: \$38,450.00	
DWMH	03/18/2014	80 TWIN PONDS LN	TBA:	TAYLOR, KENNETH W & PAULA	1986 27 X 64 DWMH	\$420.00	\$22,000.00
Permit Type Code: DWMH		Total Permits: 1		Fees Total: \$420.00		Estimated Cost Total: \$22,000.00	
FS	03/03/2014	143 WILLIAMS ST SOUTH	OWNER AS CONTRACTOR:	SHORT, DWIGHT E	FIRE ASSESSMENT	\$55.00	\$55.00
FS	03/07/2014	115 WARRENTON RD	TBA:	FOSTER, JOHN M & BARBARA T	FIRE/SAFETY & INSTAL	\$110.00	\$1,000.00
FS	03/03/2014	1230 ANDREWS AVE EAST	OWNER AS CONTRACTOR:	SCHWARTZ PROPERTIES, INC.	NAME CHANGE/F/S	\$55.00	\$55.00
FS	03/17/2014	311 HAWKINS DR	OWNER AS CONTRACTOR:	VANCE CO BOARD OF EDUCATION	SPRING F/S	\$55.00	\$55.00
FS	03/17/2014	1600 GARNETT ST EXT	OWNER AS CONTRACTOR:	VANCE CO BOARD OF EDUCATION	SPRING F/S	\$55.00	\$55.00
FS	03/12/2014	293 WARRENTON RD	OWNER AS CONTRACTOR:	VANCE CO BOARD OF EDUCATION	SPRING F/S	\$55.00	\$55.00
FS	03/24/2014	1646 ANDREWS AVE WEST	EAST COAST DRILLING & BLASTING	CITY OF HENDERSON	BLASTING PERMIT	\$75.00	\$7,500.00
FS	03/17/2014	219 CHARLES ST	OWNER AS CONTRACTOR:	VANCE CO BOARD OF EDUCATION	SPRING F/S	\$55.00	\$0.00
FS	03/05/2014	2242 GARNETT ST NORTH	OWNER AS CONTRACTOR:	CANNADY, ERNESTINE C	STATE MANDATED F/S	\$55.00	\$55.00
FS	03/17/2014	855 ADAMS ST	OWNER AS CONTRACTOR:	VANCE CO BOARD OF EDUCATION	SPRING F/S	\$55.00	\$55.00
FS	03/17/2014	500 BECKFORD DR NORTH	OWNER AS CONTRACTOR:	VANCE CO BOARD OF EDUCATION	SPRING F/S	\$55.00	\$55.00
FS	03/06/2014	3964 RALEIGH RD	NEED-A-TIRE	RALEIGH ROAD BAPTIST CHURCH	FIRE/SAFETY	\$55.00	\$55.00
FS	02/28/2014	1835 GLEBE RD	OWNER AS CONTRACTOR:	OVERBY, ANTHONY W & ANGELA	STATE MANDATED F/S	\$55.00	\$55.00
FS	03/17/2014	2785 POPLAR CREEK RD	OWNER AS CONTRACTOR:	VANCE CO BOARD OF EDUCATION	SPRING F/S	\$55.00	\$55.00
FS	03/17/2014	150 LANNING RD	OWNER AS CONTRACTOR:	VANCE CO BOARD OF EDUCATION	SPRING F/S	\$55.00	\$55.00
FS	03/17/2014	200 COMMUNITY COLLEGE	OWNER AS CONTRACTOR:	VANCE-GRANVILLE COMMUNITY	SPRING F/S	\$55.00	\$55.00
FS	03/17/2014	10199 NC 39 HWY NORTH	OWNER AS CONTRACTOR:	VANCE CO BOARD OF EDUCATION	SPRING F/S	\$55.00	\$55.00
FS	03/05/2014	256 FLEMINGTOWN RD	OWNER AS CONTRACTOR:	WOODMONT PETROLEUM PROD, INC	STATE MANDATED F/S	\$55.00	\$55.00
FS	03/17/2014	6655 BROAD ST	OWNER AS CONTRACTOR:	VANCE CO BOARD OF EDUCATION	SPRING F/S	\$55.00	\$55.00

Building Permits Subtotal Report

Sorted by PERMIT TYPE CODE

Report for 02/26/2014 to 03/25/2014

Report Date 04/01/2014

Permit Type Code	Permit Date	Site Address	General Contractor	Owner Name	Project Scope	Permit Fee	Estimated Cost
FS	03/17/2014	987 CARVER SCHOOL RD	OWNER AS CONTRACTOR:	VANCE CO BOARD OF EDUCATION	SPRING F/S	\$55.00	\$55.00
FS	03/17/2014	305 CAREY CHAPEL RD	OWNER AS CONTRACTOR:	VANCE CO BOARD OF EDUCATION	SPRING F/S	\$55.00	\$55.00
FS	03/17/2014	309 MT CARMEL CHURCH RD	OWNER AS CONTRACTOR:	VANCE CO BOARD OF EDUCATION	SPRING F/S	\$55.00	\$55.00
FS	03/12/2014	925 GARRETT RD	OWNER AS CONTRACTOR:	VANCE CO BOARD OF EDUCATION	SPRING F/S	\$55.00	\$55.00
FS	03/17/2014	4800 RALEIGH RD	OWNER AS CONTRACTOR:	VANCE CO BOARD OF EDUCATION	SPRING F/S	\$55.00	\$55.00
FS	03/10/2014	81 VICKSBORO RD	OWNER AS CONTRACTOR:	ROGERS/TERRY	STATE MANDATED F/S	\$55.00	\$55.00
FS	03/20/2014	7620 NC 39 HWY NORTH	DOLLAR GENERAL	HASKINS, PHILIP H & MARY	FIRE & SAFETY ALE	\$55.00	\$55.00
FS	03/17/2014	66 MT PLEASANT CHURCH RD	OWNER AS CONTRACTOR:	ALSTON, DAVID E & MONIQUE	FOSTER HOME F/S	\$55.00	\$55.00
FS	03/19/2014	53 BROOKHAVEN CT	OWNER AS CONTRACTOR:	ROBERTSON, VIVIAN	ANNUAL FIRE/SAFETY	\$55.00	\$55.00
FS	03/24/2014	44 ALLEN RD	LITTLE TROOPER CDC	GREENGLO CHILD CARE CENTER	ANNUAL FIRE/SAFETY	\$55.00	\$55.00
FS	03/07/2014	1007 TUNGSTEN MINE RD	OWNER AS CONTRACTOR:	TERRY, VANETTE	IN-HOME DAYCARE	\$95.00	\$55.00
FS	03/05/2014	711 SPAIN MIDDLEBURG RD	RICKY ROBINSON	ROYSTER, SHIRLEY A	FIRE ASSESSMENT	\$55.00	\$55.00
Permit Type Code: FS		Total Permits:31		Fees Total: \$1,820.00		Estimated Cost Total: \$10,040.00	
MISC	03/14/2014	110 GARNETT ST SOUTH	OWNER AS CONTRACTOR:	HARRIS, ROBERT & HAECHA	RENEWAL FEE	\$55.00	\$55.00
MISC	03/14/2014	721 EATON ST	OWNER AS CONTRACTOR:	CHAMPION, JANET	RENEWAL FEE	\$55.00	\$55.00
MISC	03/11/2014	715 HILLSIDE AVE	OWNER AS CONTRACTOR:	FISHER, JULIAN H	ADMINISTRATIVE	\$0.00	\$0.00
MISC	03/21/2014	5495 HWY 158 BUSINESS	CARL VICTOR TUCKER:	CRAVEN, GLENN E & ROBIN	ADD MECH/DUCT WORK	\$74.00	\$74.00
MISC	03/14/2014	2387 SATTERWHITE POINT	OWNER AS CONTRACTOR:	ELLIS, THOMAS A	RENEWAL	\$55.00	\$55.00
MISC	02/27/2014	129 BEVERLY LN EAST	OWNER AS CONTRACTOR:	BOLING, CAROL SUE	RENEWAL FEE /UPSTAIR	\$55.00	\$55.00
MISC	03/24/2014	368 SUNSET LN	OWNER AS CONTRACTOR:	HERRING, KENNETH L & NATHAN, M	MECHANICAL /INSULATI	\$100.00	\$300.00
MISC	03/11/2014	717 HILLSIDE AVE	OWNER AS CONTRACTOR:	FISHER, JULIAN	ADMINISTRATIVE	\$0.00	\$0.00
Permit Type Code: MISC		Total Permits:8		Fees Total: \$394.00		Estimated Cost Total: \$594.00	
REMODEL	03/03/2014	1716 CYPRESS DR	OWNER AS CONTRACTOR:	WALKER, ANNA ELIZABETH	REMODEL BASEMENT	\$255.00	\$8,100.00
REMODEL	03/06/2014	671 LAKEVIEW DR	OWNER AS CONTRACTOR:	MANNING, MYRON	REPAIR BATHROOM	\$165.00	\$500.00
REMODEL	03/18/2014	535 FRANK BULLOCK RD	OWNER AS CONTRACTOR:	NESBIT, JARRETT THOMAS	CONVERT PORCH	\$310.00	\$5,000.00
REMODEL	03/07/2014	305 SAM BRUMMITT RD	EFRON MORINO	PEOPLES CHOICE PROPERTIES, LLC	REPLACE WINDOWS	\$55.00	\$2,500.00
REMODEL	03/13/2014	222 FRANKLIN LN	TJ CONSTRUCTION OF HNSN, LLC:	DAVIS, ROBERT L & MARY M	CONVERT PORCH	\$320.00	\$21,436.00
REMODEL	03/11/2014	368 SUNSET LN	CAROLINA PREMIER HOME IMPROVEMENTS	HERRING, KENNETH L & NATHAN, M	REMODEL 155SQFT	\$220.00	\$13,214.00

Building Permits Subtotal Report

Sorted by PERMIT TYPE CODE

Report for 02/26/2014 to 03/25/2014

Report Date 04/01/2014

Permit Type Code	Permit Date	Site Address	General Contractor	Owner Name	Project Scope	Permit Fee	Estimated Cost
Permit Type Code: REMODEL		Total Permits: 6		Fees Total: \$1,325.00		Estimated Cost Total: \$50,750.00	
SFR	03/07/2014	4260 GLEBE RD	FIDELIS CONSTRUCTION, INC:	NIES, MATTHEW	2 STORY SFD, GARAGE	\$1,008.00	\$180,000.00
Permit Type Code: SFR		Total Permits: 1		Fees Total: \$1,008.00		Estimated Cost Total: \$180,000.00	
SHINGLES	03/20/2014	216 YOWLAND RD	HARRIS & SON HOME REPAIR:	HOWES, LEBERT A	REPAIR AND REPLACE	\$65.00	\$5,400.00
SHINGLES	02/28/2014	1922 OXFORD RD	OWNER AS CONTRACTOR:	NEWMAN, WC, JR & PAULA D	REMOVE & REPLACE	\$130.00	\$4,000.00
SHINGLES	03/04/2014	57 ST ANDREWS CHURCH RD	CRUZ ROOFING CO:	BULLOCK, CAROLYN P	REMOVE & REPLACE	\$65.00	\$2,600.00
SHINGLES	02/26/2014	2072 NC 39 HWY SOUTH	OWNER AS CONTRACTOR:	MARTINEZ, HEROILDA	REMOVE & REPLACE	\$150.00	\$2,500.00
SHINGLES	02/27/2014	626 ANDREWS AVE EAST	OWNER AS CONTRACTOR:	W & W PROPERTIES & RENTALS LLC	REMOVE & REPLACE	\$65.00	\$1,200.00
SHINGLES	03/11/2014	130 HUNTERS RIDGE DR	REBUILDING HOPE, INC.:	BECK, BRUCE P & AMY	REMOVE & REPLACE	\$65.00	\$2,500.00
Permit Type Code: SHINGLES		Total Permits: 6		Fees Total: \$540.00		Estimated Cost Total: \$18,200.00	
SWMH	02/27/2014	5338 RALEIGH RD	COOPERS MOBILE HOME MOVING SVC:	VAN ZANDT, ELIZABETH R & JOHN	1997 76X14 SWM	\$155.00	\$1,500.00
SWMH	03/06/2014	32 VANN LN	DREAM HOMES MOBILE HOME SERVIC:	WILLIAMS, JOHN ADAM & ANGELA C	1998 14 X 76 SWMH 3B	\$155.00	\$2,000.00
Permit Type Code: SWMH		Total Permits: 2		Fees Total: \$310.00		Estimated Cost Total: \$3,500.00	
Total Permits Issued: 81			Total Fees Paid: \$32,908.00		Total Estimated Cost \$7,994,500		

Combo Permits Summary Report

Sorted by Source

Report for 02/26/2014 to 03/25/2014

Report Date 04/01/2014

Permit Category	Permit Date	Permit Type	Site Location	Contractor Name	Owner Name	Project Scope	Permit Fee	Estimated Cost
Electrical	02/26/2014	ELECMIN	401 GARNETT ST SOUTH	JAMES CHAMPION'S ELECTRIC SERV:	LAKERNICK, PHILIP S & FRANCES	INSTALL CONDUIT	\$55	\$355
Electrical	02/26/2014	ELECMIN	1248 WALTERS ST	JAMES CHAMPION'S ELECTRIC SERV:	BELS, LLC	INSTALL NEW 200 AMP	\$55	\$1,855
Electrical	02/26/2014	ELECMIN	200 COMMUNITY COLLEGE RD	BREEDLOVE ELECTRIC, INC:	VANCE-GRANVILLE COMMUNITY	REPLACE POLE & LIGHT	\$55	\$1,376
Electrical	02/28/2014	RE-CONT INSPECTION	4293 US 1-158 HWY NORTH	OWNER AS CONTRACTOR:	AYSCUE, KIRBY	POWER CONNECTION	\$55	\$55
Electrical	03/03/2014	RE-CONT INSPECTION	216 WALNUT ST B	OWNER AS CONTRACTOR:	INVESTMENT MANAGEMENT OF HNSN	POWER CONNECTION	\$55	\$55
Electrical	03/05/2014	ELECMIN	4293 US 1-158 HWY NORTH	TIM BRIDGES ELECTRIC:	AYSCUE, KIRBY	REPAIR METER BASE	\$0	\$55
Electrical	03/06/2014	ELECMIN	1310 CHESTNUT ST SOUTH	MID SOUTH ELECTRIC SERVICE:	CBS INVESTMENTS LLC	RECONNECT POWER	\$55	\$100
Electrical	03/06/2014	RE-CONT INSPECTION	874 GUN CLUB RD	CHAVIS & SON ELECTRICAL SERVIC:	VANCE LAKE, LLC	POWER CONNECT	\$55	\$55
Electrical	03/06/2014	ELECMIN	4293 US 1-158 HWY NORTH	TIM BRIDGES ELECTRIC:	AYSCUE, KIRBY	CHANGE METER BASE	\$55	\$355
Electrical	03/07/2014	ELECMIN	2141 SPRING VALLEY RD	RICK EDWARDS ELECTRIC:	SOUTHERLAND, TERESSA DIANNE	REPAIR FUSE PANEL	\$55	\$150
Electrical	03/07/2014	ELECMIN	1446 ST ANDREWS CHURCH RD	THOMAS B HARRIS ELECTRICAL:	GILL, DAVID LEE & WANDA P	REPLACE SERVICE	\$55	\$600
Electrical	03/07/2014	ELECMIN	83 BRELAND DR	JAMES CHAMPION'S ELECTRIC SERV:	HARTLAND LAND COMPANY	REMOUT & REPAIR	\$55	\$755
Electrical	03/07/2014	ELECMIN	2158 WOODLAND RD NORTH	RICK EDWARDS ELECTRIC:	THOMAS, ANDREW & JUANITA	REPLACE OVERHEAD	\$55	\$450
Electrical	03/10/2014	ELECMIN	710 CARDINAL DR	TRIANGLE ELECTRIC GROUP INC:	THOMAS, GAIL C & HALL, PEGGY	CHANGE SERVICE	\$55	\$2,000
Electrical	03/10/2014	ELECMIN	2370 POPLAR CREEK RD	MID SOUTH ELECTRIC SERVICE:	DUNKLEY, DONNIE D	INSTALL NEW MAST	\$55	\$400
Electrical	03/11/2014	ELECMIN	1525 CYPRESS DR	JEFF BUCHANAN ELECTRIC SERVICE:	WINSTEAD, CHRISTINE & W L	REPLACE METERBASE	\$55	\$900
Electrical	03/11/2014	ELECMIN	345 HILLCREST ST	RICK EDWARDS ELECTRIC:	FALKNER, L NELSON, JR	INSTALL GENERATOR	\$55	\$7,000
Electrical	03/12/2014	ELECMIN	340 YOWLAND RD	BITTING ELECTRIC INC:	RICHARDSON, RENARDO	REPLACE SERVICE	\$55	\$1,200
Electrical	03/12/2014	ELECMIN	3181 NC 39 HWY NORTH	RICK EDWARDS ELECTRIC:	DAVIS, HERMAN A. JR	TEMP POWER POLE	\$0	\$1,000
Electrical	03/12/2014	RE-CONT INSPECTION	1420 MAPLE ST	VILLAGE SQUARE RENTALS:	RIVERS, ALLISON M	POWER CONNECTION	\$55	\$55
Electrical	03/13/2014	ELECMIN	2545 NC 39 HWY NORTH	A/CS ELECTRIC, INC:	BULLOCK, JOSEPH, HEIRS	REPLACE SERVICE POLE	\$55	\$800
Electrical	03/14/2014	ELECMIN	661 CHARLES ST	BRACO ELECTRIC CO.:	COUNTY OF VANCE	REPAIR PANEL	\$55	\$150
Electrical	03/17/2014	ELECMIN	323 WELCOME AVE	TIM BRIDGES ELECTRIC:	PEARCE, JR, CLAUDE	CHANGE METERBASE	\$55	\$700
Electrical	03/17/2014	ELECMIN	5101 STAGECOACH RD	MICHAEL WARD ELECTRIC:	YOUNT, JOHN W & CONNIE	INSTALLED SERVICE	\$55	\$1,500
Electrical	03/18/2014	RE-CONT INSPECTION	519 GILLBURG RD	OWNER AS CONTRACTOR:	ALLEN, JERRY & NEWMAN, RUSSELL	RECONNECT POWER	\$55	\$55

Combo Permits Summary Report

Sorted by Source

Report for 02/26/2014 to 03/25/2014

Report Date 04/01/2014

Permit Category	Permit Date	Permit Type	Site Location	Contractor Name	Owner Name	Project Scope	Permit Fee	Estimated Cost
Electrical	03/18/2014	ELECMIN	280 BECKFORD DR SOUTH	RICK EDWARDS ELECTRIC:	VENTAS REALTY LTD	WIRE HVAC UNITS	\$55	\$1,000
Electrical	03/20/2014	ELECMIN	403 RALEIGH RD	LAIL ELECTRIC:	RTM DEVELOPMENT CO	INSTALL LIGHTS	\$110	\$2,000
Electrical	03/20/2014	ELECMIN	711 SPAIN MIDDLEBURG RD EAST	MICA ELECTRIC:	ROYSTER, SHIRLEY A	REPLACE RANGE WIRE	\$55	\$200
Electrical	03/21/2014	RE-CONT INSPECTION	1017 ANDREWS AVE WEST	OWNER AS CONTRACTOR:	WILLIAMS, GEO A MRS, HEIRS	POWER CONNECTION	\$55	\$55
Electrical	03/24/2014	RE-CONT INSPECTION	224 GILLBURG LN	OWNER AS CONTRACTOR:	MC DANIEL, REBECCA B HEIRS	POWER CONNECTION	\$55	\$55
Electrical	03/24/2014	RE-CONT INSPECTION	980 BRIGGS RD	OWENS CONSTRUCTION:	ABR HOMES , LLC	POWER CONNECT	\$55	\$55
Electrical	03/25/2014	ELECMIN	129 LINCOLN ST	919 ELECTRIC INC:	BULLOCK, CYNTHIA O	CHANGE METER BASE	\$55	\$2,000
Electrical	03/25/2014	ELECMIN	608 MONTGOMERY ST EAST	WILLIE HARGROVE ELECTRIC:	ABU-LAN HOLDINGS	UPGRADE METER BASE	\$55	\$150
Electrical	03/25/2014	RE-CONT INSPECTION	915 ANDERSON CREEK RD	OWNER AS CONTRACTOR:	BROOKS, ROBIN	POWER CONNECTION	\$55	\$55
Electrical	03/25/2014	ELECMIN	40 OLD WATKINS RD	TBA:	HARRIS, JOEL SIMON & LINDA	ADD 3 LTE ANTENNAS	\$100	\$15,000
Electrical Permits Issued		35		Fees Total	\$1,915.00	Estimated Cost Total	\$42,546.00	

Mechanical	02/26/2014	MECHMIN	610 HARGROVE ST	JONATHAN GEORGE MCNEIL:	DURHAM, KAREN H	GAS PIPING	\$55	\$750
Mechanical	02/27/2014	MECHMIN	170 KITTRELL VANCE RD	LARRY'S SERVICE COMPANY:	DANIELS, CAROLYN H	INSTALL HEAT PUMP	\$74	\$4,800
Mechanical	03/05/2014	MECHMIN	949 MEADOW LN	A R E MECHANICAL, LLC:	WHITE, GREGORY & ANN MARIE	HVAC CHANGEOUT	\$55	\$4,200
Mechanical	03/06/2014	MECHMIN	903 ABBOTT ST	MIKE BRUMMITT HEATING&COOLING:	BRUMMITT, SAM W & RUTH J	CHANGE OUT/ELETRIC	\$55	\$3,940
Mechanical	03/12/2014	MECHMIN	711 SPAIN MIDDLEBURG RD EAST	JONATHAN GEORGE MCNEIL:	ROYSTER, SHIRLEY A	REPLACE ELEC FURNACE	\$0	\$1,100
Mechanical	03/13/2014	MECHMIN	345 HILLCREST ST	PUBLIC SERVICE COMPANY OF NORT:	FALKNER, L NELSON, JR	GAS PIPING	\$55	\$800
Mechanical	03/14/2014	MECHMIN	357 ANTIOCH CHURCH RD	LARRY'S SERVICE COMPANY:	ANTIOCH UNITED CH OF CHRIS	REPLACE 5 GAS PAKS	\$140	\$31,600
Mechanical	03/14/2014	MECHMIN	2130 NEWTON DAIRY RD	COMFORT ZONE DESIGNERS:	LASSITER, EVA GARDNER	CHANGE OUT	\$55	\$4,500
Mechanical	03/17/2014	MECHMIN	1371 POPLAR CREEK RD	LARRY'S SERVICE COMPANY:	POPLAR CREEK BAPTIST CHURCH	CHANGE OUT HEAT PUMP	\$55	\$4,850
Mechanical	03/20/2014	MECHMIN	3268 RALEIGH RD	S K BOWLING, INC:	PATTERSON, JERRY	ADDIT PAINT BOOTH	\$255	\$20,000
Mechanical	03/21/2014	MECHMIN	141 OAK FOREST DR	ARS:	EDGETT, HAROLD W & LINDA	CHANGE OUT	\$55	\$6,964
Mechanical	03/24/2014	MECHMIN	238 BOOTHE AVE	TONEY WILKERSON:	TERRY, EVELYN	CONDENSER CHANGEOUT	\$55	\$2,300
Mechanical	03/24/2014	MECHMIN	805 BEARPOND RD	COMFORT ZONE DESIGNERS:	DICKERSON, CHARLES R	REPLACE HEAT PUMP	\$55	\$6,200

Combo Permits Summary Report

Sorted by Source

Report for 02/26/2014 to 03/25/2014

Report Date 04/01/2014

Permit Category	Permit Date	Permit Type	Site Location	Contractor Name	Owner Name	Project Scope	Permit Fee	Estimated Cost
Mechanical Permits Issued		13		Fees Total	\$964.00	Estimated Cost Total	\$92,004.00	
Plumbing	02/26/2014	PLUBVCWD	929 TOWER RD	R K & B PLUMBING:	CLEATON, MICHAEL & PATRICIA	VCWD WATER LINES	\$50	\$400
Plumbing	02/26/2014	PLUBVCWD	5476 VICKSBORO RD	KEVIN MALONE PERDUE:	BULLOCK, WAYNE & OTHERS	VCWD WATER LINES	\$50	\$325
Plumbing	02/27/2014	PLUBMIN	305 SAM BRUMMITT RD	JOE CARROLL MYERS JR.:	PEOPLES CHOICE PROPERTIES, LLC	REPLACE 2 TUBS	\$55	\$2,000
Plumbing	03/04/2014	PLUBMIN	2010 COKESBURY RD SOUTH	KEVIN MALONE PERDUE:	GILL, GARY CLINE, JR	VCWD WATER LINE	\$50	\$675
Plumbing	03/05/2014	PLUBVCWD	145 RED HEAD LN	R K & B PLUMBING:	ERIN GRANTLY INV, LLC	VCWD WATER LINES	\$50	\$500
Plumbing	03/05/2014	PLUBVCWD	165 RED HEAD LN	R K & B PLUMBING:	ERIN GRANTLY INV, LLC	VCWD WATER LINES	\$50	\$500
Plumbing	03/06/2014	PLUBVCWD	31 OLIVER DR SOUTH	R K & B PLUMBING:	ERIN GRANTLY INVESTMENTS, LLC	VCWD WATER LINES	\$50	\$500
Plumbing	03/06/2014	PLUBVCWD	31 OLIVER DR SOUTH	R K & B PLUMBING:	ERIN GRANTLY INVESTMENTS, LLC	VCWD WATER LINES	\$50	\$500
Plumbing	03/10/2014	PLUBVCWD	630 COKESBURY RD SOUTH	CHRISTOPHER L. PULLEY:	PEGRAM, ADAM AND ALLISON	VCWD WATER LINES	\$50	\$400
Plumbing	03/11/2014	PLUBVCWD	70 PINWOOD DR	JAMES MILTON BULLOCK JR:	OUZTS, JIMMIE L & PAMELA P	VCWD WATER LINES	\$50	\$415
Plumbing	03/11/2014	PLUBVCWD	5929 VICKSBORO RD	KEVIN MALONE PERDUE:	STAINBACK, TERESA A	VCWD WATER LINES	\$50	\$275
Plumbing	03/12/2014	PLUBMIN	1516 CYPRESS DR	MOSLEY PLUMBING CO:	BARNES, MARTHA L	REPLACE WATER LINE	\$55	\$745
Plumbing	03/12/2014	PLUBVCWD	1404 COKESBURY RD SOUTH	R K & B PLUMBING:	FAUCETTE, THOMAS S	VCWD WATER LINES	\$50	\$500
Plumbing	03/12/2014	PLUBVCWD	457 STEWART FARM RD	R K & B PLUMBING:	WARD, RICHARD BARRY	VCWD WATER LINES	\$50	\$500
Plumbing	03/14/2014	PLUBMIN	521 HARRIETT ST	PUBLIC SERVICE COMPANY OF NORT:	ALEXANDER RENTALS LLC	GAS PIPING	\$55	\$800
Plumbing	03/14/2014	PLUBVCWD	503 STEWART FARM RD	OWNER AS CONTRACTOR:	RUEHLING, MICHELLE	VCWD WATER LINES	\$50	\$150
Plumbing	03/19/2014	PLUBMIN	129 BELLE ST WEST	MOSLEY PLUMBING CO:	BUTLER, HARRIETTE H	RPL SEWER LINE	\$55	\$1,000
Plumbing	03/20/2014	PLUBVCWD	313 PINWOOD DR	KEVIN MALONE PERDUE:	YANG, JUNG W & KYUNG S	VCWD WATER LINES	\$50	\$250
Plumbing	03/20/2014	PLUBVCWD	221 PINWOOD DR	KEVIN MALONE PERDUE:	YANG, JUNG & KYUNG S	VCWD WATER LINES	\$50	\$250
Plumbing	03/20/2014	PLUBVCWD	221 PINWOOD DR	KEVIN MALONE PERDUE:	YANG, JUNG & KYUNG S	VCWD WATER LINES	\$50	\$250
Plumbing	03/20/2014	PLUBVCWD	221 PINWOOD DR	KEVIN MALONE PERDUE:	YANG, JUNG & KYUNG S	VCWD WATER LINES	\$50	\$230
Plumbing	03/20/2014	PLUBVCWD	149 PINWOOD DR	KEVIN MALONE PERDUE:	YANG, JUNG WON & KYUNG SOOK	VCWD WATER LINES	\$50	\$250
Plumbing	03/21/2014	PLUBVCWD	395 SOUTHERLAND MILL RD	KEVIN MALONE PERDUE:	BURNETTE, JESSIE R	VCWD WATER LINES	\$50	\$350

Combo Permits Summary Report

Sorted by Source

Report for 02/26/2014 to 03/25/2014

Report Date 04/01/2014

Permit Catagory	Permit Date	Permit Type	Site Location	Contractor Name	Owner Name	Project Scope	Permit Fee	Estimated Cost
Plumbing	03/24/2014	PLUBMIN	387 WEST HILLS DR	R K & B PLUMBING:	HEDRICK, THAD R	CONNECT WATER LINE	\$55	\$500
Plumbing	03/24/2014	PLUBVCWD	411 SOUTHERLAND MILL RD	KEVIN MALONE PERDUE:	MARROW, PETRONIA	VCWD WATER LINES	\$50	\$275
Plumbing	03/24/2014	PLUBVCWD	433 SOUTHERLAND MILL RD	KEVIN MALONE PERDUE:	MANNING, BETSY ANN HARRIS	VCWD WATER LINES	\$50	\$275
Plumbing	03/25/2014	PLUBVCWD	418 TOWER RD	R K & B PLUMBING:	GILL, JEWEL R	VCWD WATER LINES	\$50	\$500
Plumbing	Permits Issued	27		Fees Total	\$1,375.00	Estimated Cost Total	\$13,315.00	

Permits Issued	75	Fees Total	\$4,254.00	Estimated Cost Total	\$147,865.00
-----------------------	-----------	-------------------	-------------------	-----------------------------	---------------------

Water Tap Report

Report for 02/26/2014 to 03/25/2014

Report Date 04/01/2014

Notification Number	Notification Date	Notification Type	Property Parcel Number	Property Location	Owner Name	Type of Tap	Tap Fee
U2014-0298	02/26/20	WATER TAP	0377 02006	4999 GLEBE RD	WILLIAMSON, JOHN H & FRANCES	WET TAP	\$125
U2014-0299	02/26/20	WATER TAP	0401 02017	1835 GLEBE RD	OVERBY, ANTHONY W & ANGELA	WET TAP	\$125
U2014-0301	02/26/20	WATER TAP	0365 02007A	91 THOMAS RD	EDWARDS, GEORGE WALLACE, JR	DRY TAP	\$800
U2014-0320	03/03/20	WATER TAP	0365 04003	852 THOMAS RD	MORNING STAR LODGE-TRUSTEES	WET TAP	\$125
U2014-0321	03/03/20	WATER TAP	0546 02006	2683 ROCK MILL RD	SOLOMON,SR CHRISTOPHER	WATER TAP	\$125
U2014-0333	03/05/20	WATER TAP	0379 02006	419 MORRIS WILSON RD	MARROW, WILLIAM, MRS	WET TAP	\$125
U2014-0334	03/05/20	WATER TAP	0379 02005	395 MORRIS WILSON RD	BAILEY, NATHANIEL & LOUISE	WATER TAP	\$125
U2014-0335	03/05/20	WATER TAP	0379 02019	433 MORRIS WILSON RD	TUNSTALL, GEORGE	WATER TAP	\$125
U2014-0339	03/06/20	WATER TAP	0410G01027	150 MERIDIAN WAY	POWELL, CAROL B	WATER TAP	\$125
U2014-0343	03/06/20	WATER TAP	0371A01007	570 WILL JEFFERSON RD	LEVI, MILDRED	WATER TAP	\$125
U2014-0362	03/07/20	WATER TAP	0384 01055	50 HEARTLAND LN SOUTH	PRIVETTE, KENNETH L & JENNIFER	WATER TAP	\$125
U2014-0365	03/10/20	WATER TAP	0540 01007	5929 VICKSBORO RD	STAINBACK, TERESA A	WATER TAP	\$125
U2014-0367	03/10/20	WATER TAP	0384 01066	2890 HICKSBORO RD	HONAKER, BARRY & KRISTY	WATER TAP	\$125
U2014-0368	03/10/20	WATER TAP	0407 01020	775 GUN CLUB RD	ALSTON, CLEVELAND M &	WATER TAP	\$125
U2014-0381	03/11/20	WATER TAP	0410 01007	366 GUN CLUB RD	BLANCHARD, DONALD & TABITHA	WATER TAP	\$125
U2014-0385	03/12/20	WATER TAP	0372A02014	919 WILL JEFFERSON RD	TILLISON, CATHERINE & ROGER W	WET TAP	\$125
U2014-0386	03/12/20	WATER TAP	0372A02002	933 WILL JEFFERSON RD	TILLISON, CATHERINE & ROGER W	WET TAP	\$125
U2014-0422	03/17/20	WATER TAP	0410G01002	48 CAROLINA WOODS DR	HAM, ROLAND C & HEATHER	WET TAP	\$125
U2014-0456	03/21/20	WATER TAP	0361D03011	245 WATERS EDGE RD	STIFF, JANET L	WET TAP	\$125
U2014-0459	03/21/20	WATER TAP	0402 01013	685 KELLY RD	GLOVER, ROBERT C,JR & ANGELA	WET TAP	\$125
U2014-0478	03/25/20	WATER TAP	0528 01086	76 PIN OAK CIR	LEWIS,GARY & ADRIENNE	WATER TAP	\$125

Summary

Notifications Issued: 21

Water Tap Fees Total: \$3,300.00

Recreation/Parks

February 2014

Recreation Program Summary

A. RECREATION PROGRAM DIVISION

Youth Athletics

1. Youth Basketball
Scheduled 66 practices
Scheduled 61 games
Involved a total of 3,430 participant hours of activity for the month
Involved 4,370 spectators for the month
2. Youth Baseball/Softball
Registered 360 youth participants
Conducted a 2 hour pre-season coaches meeting

Adult Athletics

No adult athletic programs were budgeted for 2013/14.

Recreation Programs

Golden Age Club – conducted 3 weekly meetings of the Golden Age Club including a trip to the Airborne and Special Operations Museum in Fayetteville and the General William C. Lee Airborne Museum in Dunn with a total monthly attendance of 35 members.

Visually Impaired Program (VIP) – this program working with visually impaired citizens and volunteers provided recreational activities including bingo and a support meeting with a monthly attendance of 23 VIPs.

Senior Games –Attended a sports clinic in Cary for this year’s upcoming Games.

Special Olympics –Held 3 basketball practices for athletes. Held a local committee meeting to discuss fundraising and the upcoming seasons. Had our Polar Plunge Fundraiser where 56 people jumped into Kerr Lake. We raised \$2727.80 after expenses were paid.

Attended the Vance County Senior Center Advisory Council meeting.

Rec Players- Held a Valentine’s weekend fundraiser where the Rec Players put on 3 productions of *I Love You, You’re Perfect, Now Change*, 2 of which were a dinner theater, and one of which was a matinee. 250 people from the community enjoyed the show.

Arthritis Foundation Exercise Program – held 7 classes for this low-impact, joint safe program developed for people with arthritis and proven to decrease pain and stiffness while increasing flexibility and range of motion.

Aycock Recreation Center

Aquatics

Water Aerobics Classes were held 23 times with a total of 317 participants.

A total of 3 rentals were scheduled with 3 hours of usage and 23 participants.

Practice was scheduled for 2 swim teams 8 times with 94 participants and 16 hours of usage.

School groups were scheduled 4 times with 6 hours of usage and 114 participants.

Save Our Kids Water Safety program for the Aycock Elementary School group were held 7 sessions with 63 participants and 7 hour of usage.

Group swim lessons were scheduled 12 times with 38 participants and 7.5 hours of usage.

Recreation Center

Karate Kidz Academy- this is a martial arts class designed for children ages 2-18yrs old. Class is on Monday nights and the first class begun on Nov. 8th 2010. There was one class with 20 participants for the month of February.

The Aycock Recreation Department is helping the city and county start an employee wellness program. The Aycock Recreation Department is providing free memberships to all city and county employees. There were a total of 11 registered city members and 50 registered county members for the month of February. There were a total of 26 Vance County School employees registered for the month of February.

TOWN (Taking off Weight Now) group meets on Friday mornings with a total of 105 participants for the month.

Scheduled 1 Facility rental for a total of 4 hours of usage and a total of 50 participants

Scheduled 4 community/non-profit meetings for a total 13 of hours of usage and a total of 73 participants.

Vance Charter School scheduled 3 facility rentals for a total of 10 hours of usage and a total of 274 participants.

VGCC scheduled 4 facility rentals for a total of 14 hours of usage and a total of 104 participants

Total of 1280 citizens visited/used the Center for the month
(Excludes numbers for rentals/meetings/classes, aquatics events, and youth athletics)

On February 6, 2014 the Teachers Executive Institute visited the Aycock Recreation Center. This was scheduled by John Barnes/Chamber of Commerce. There were approximately 40 teacher's present. We gave them a presentation of the programs we have at the Center and a tour of the facility.

Attended Vance County Special Olympics committee meeting on February 5th to discuss the Polar Plunge Event.

Participated and helped with the Polar Plunge for Special Olympics that was held on February 8th 2014

Attended the Senior Games 2014 Sports Management Clinic held in Carey, NC on February 19, 2014

Attended Meeting on the Recreation Comprehensive System-Wide Master Plan on February 4th and February 25th 2014, held at the H. Leslie Perry Library.

Aycock Recreation Center was open for a total of 59 hours per week and 236 hours for the month of February 2014.

B. YOUTH SERVICES DIVISION

Community Service/Restitution

- ✚ There were three new admissions and five terminations for the month. Five youth are currently enrolled in community service
- ✚ Aycock Recreation Center and old Aycock gym were the work sites used for youth completing community service hours.

Project Youth Outreach – Interpersonal Skills/Guided Growth Program

- ✚ New Hope Elementary group went on an outing to Carolina Lanes and McDonalds.
- ✚ Program staff met with school groups for interpersonal skills activities but less than usual due to inclement weather causing schools to be closed.

Conflict Management Services

- ✚ Six youth attended anger management classes for the month.
- ✚ Classes are generally held at Aycock Rec Center on Thursdays from 5:00 – 7:00 pm.

Teen Court

- ✚ Teen Court had three cases (two Juvenile Court and one District Court) for February.
- ✚ Boys and Girls Club continued to provide volunteers to serve on jury duty.
- ✚ Program will be taking eight youth volunteers to compete in the NC Association of Teen Court Mock Summit in April. Representative Nathan Bakerville (Attorney) has volunteered to work with our participants to get them ready for competition. He will be attending the summit, as well as Youth Services staff. This is the first year the program has been able to send youth to compete in the summit.

Note: Teen Court meets the first and third Tuesdays of the month at the Vance County Courthouse, with two cases each night based on cases.

COMMUNITY INVOLVEMENT/TRAINING

- ✚ Numerous community board participation by staff: United Way, Safe Kids, Judicial Attendance Council, System of Care Five County Community Collaborative, Boys &

Girls Club, Juvenile Crime Prevention Council and Vance Gang Awareness Partnership, etc. Donna Stearns serves on the Cardinal Innovations (Mental Health) Care Review Team that addresses youth placements in the five county service area.

Prepared by: Alan Gill

Recreation/Parks

March 2014

Recreation Program Summary

A. RECREATION PROGRAM DIVISION

Youth Athletics

1. Youth Baseball/Softball
Registered 421 youth participants
Conducted a 2 hour coaches meeting with 13 coaches
Scheduled 172 practices
Involved 2,924 spectators for the month
Involved 2,924 participant hours of activity for the month

Adult Athletics

No adult athletic programs were budgeted for 2013/14.

Recreation Programs

Golden Age Club - conducted 4 weekly meetings of the Golden Age Club including a trip to Raleigh to Triangle Town Center with a total attendance of 48 members.

Visually Impaired Program (VIP) – this program working with visually impaired citizens and volunteers provided recreational activities including bingo and bowling at Carolina Lanes with a monthly attendance of 15 members.

Senior Games–. Assisted in Oxford at the Opening Ceremonies, Fun Walk and Basketball shooting event for the 2014 Region K Senior Games.

Special Olympics –Held 2 basketball practices. Took the 11 players from two 3 x 3 basketball teams and 6 individual skills players to the 2014 Special Olympics North Carolina Basketball and Cheerleading Tournament in Johnston County where they competed and won medals. Held 2 volleyball practices for 12 athletes and 4 coaches. Held a local committee meeting to discuss upcoming sports and recap the Polar Plunge.

Arthritis Foundation Exercise Program – held 5 classes for this low-impact, joint safe program developed for people with arthritis and proven to decrease pain and stiffness while increasing flexibility and range of motion.

Aycock Recreation Center

Aquatics

Water Aerobics Classes were held 23 times with a total of 334 participants.

A total of 4 rentals were scheduled with 5.5 hours of usage and 93 participants.

Practice was scheduled for 1 swim teams 11 times with 129 participants and 22 hours of usage.

School group was scheduled 1 time with 2 hours of usage and 60 participants.

Save Our Kids Water Safety Program for Aycock and Clark Elementary Schools was schedule for 6 classes with 270 participants and 6 hours of usage.

Group swim lessons were scheduled 12 times with 38 participants and 7.5 hours of usage.

Groups were scheduled 8 times with 41 participants and 100 hours of usage.

Recreation Center

Karate Kidz Academy- this is a martial arts class designed for children ages 2-18yrs old. Class is on Monday nights and the first class begun on Nov. 8th 2010. There was one class with 15 participants for the month of March.

The Aycock Recreation Department is helping the city and county start an employee wellness program. The Aycock Recreation Department is providing free memberships to all city and county employees. There were a total of 12 registered city members and 54 registered county members for the month of March. There were a total of 28 Vance County School employees registered for the month of March.

TOWN (Taking off Weight Now) group meets on Friday mornings with a total of 100 participants for the month.

Scheduled 2 Facility rentals for a total of 4 hours of usage and a total of 120 participants

Scheduled 4 community/non-profit meetings for a total 13 of hours of usage and a total of 73 participants.

Total of 1900 citizens visited/used the Center for the month
(Excludes numbers for rentals/meetings/classes, aquatics events, and youth athletics)

Various agencies including the Aycock Recreation Center came together to provide Vance County youth and its citizens a look into career paths and opportunities ranging from Agriculture to Community Rural Development at Southern Vance High School on Thursday, March 20, 2014. We are hoping that we plant a seed that our workforce is changing and inform citizens of available resources. Bob Etheridge, the new Executive Director for NC Farm Service Agency will address Vance County as the keynote speaker.

Attended Special Olympics meeting that was held on March 5th 2014.

Assisted with Opening Ceremonies, basketball, and fun walk at Region K Senior games.

Arthritis was held in the month of March with a total of 3 participants per class. Class is held twice a week and is one hour long for 8 weeks This class is a low-impact, joint safe program that

is developed for people with arthritis and has been proven to decrease pain and stiffness while increasing flexibility and range of motion.

Aycock Recreation Center was open for a total of 59 hours per week and 255 hours for the month of March 2014.

B. YOUTH SERVICES DIVISION

Community Service/Restitution

- ✚ There were no new admissions and one termination for the month. Four youth are currently enrolled in community service.
- ✚ Aycock Recreation Center and old Aycock gym were the work sites used for youth completing community service hours.

Project Youth Outreach – Interpersonal Skills/Guided Growth Program

- ✚ EM Rollins group went on an outing to Adventure Island and McDonalds.
- ✚ Dabney group went to Carolina Lanes and McDonalds for their outing.
- ✚ A new group started at Carver Elementary for six females and 7 males.
- ✚ Program staff met with school groups for interpersonal skills activities at all participating schools.

Conflict Management Services

- ✚ Six youth attended anger management classes for the month.
- ✚ Classes are generally held at Aycock Rec Center on Thursdays from 5:00 – 7:00 pm.
- ✚ Dr. Holloman did the JCPC mandated monitoring of the program on April 28.

Teen Court

- ✚ Teen Court had no cases for March, but one case is scheduled for April 1.
- ✚ Dr. Holloman did the JCPC mandated monitoring of the program on April 28.
- ✚ Program will be taking eight youth volunteers to compete in the NC Association of Teen Court Mock Summit. Representative Nathan Bakerville (Attorney) is still working with our participants to get them ready for competition to be held April 11-13. This is the first year the program has been able to send youth to compete in the summit.

Note: Teen Court meets the first and third Tuesdays of the month at the Vance County Courthouse, with two cases each night based on referred cases.

COMMUNITY INVOLVEMENT/TRAINING

- ✚ Numerous community board participation by staff: United Way, Safe Kids, Judicial Attendance Council, System of Care Five County Community Collaborative, Boys & Girls Club, Juvenile Crime Prevention Council and Vance Gang Awareness Partnership, etc.
- ✚ Entire Youth Services staff attended the NCJSA Spring Conference.

Fiscal Report

as of February 2014

(66.64% of the year complete)

Expense	Budgeted 2013-2014	Spent Sep-13	Spent Oct-13	Spent Nov-13	Spent Dec-13	Spent Jan-14	Spent Feb-14	Spent To Date	% Spent YTD	% Spent 2012-13 YTD
DSS All Departments	\$ 10,590,013	\$ 779,414	\$ 760,823	\$ 816,912	\$ 848,289	\$ 948,940	\$ 1,058,804	\$ 6,534,520	61.7%	65.1%
								-		
Revenues All Departments	\$ 7,240,687	\$ 496,001	\$ 497,212	\$ 597,534	\$ 562,397	\$ 607,017	\$ 685,808	\$ 4,601,203	63.5%	59.9%
County Funding	\$ 3,349,326	\$ 283,413	\$ 263,612	\$ 219,378	\$ 285,893	\$ 341,923	\$ 372,997	\$ 1,484,989	44.3%	76.2%
Senior Center										
All Departments	\$ 808,587	\$ 59,509	\$ 61,015	\$ 57,794	\$ 58,803	\$ 56,854	\$ 70,427	\$ 340,234	42.1%	76.5%
Revenues All Departments	\$ 437,805	\$ 33,827	\$ 30,253	\$ 3,337	\$ 34,359	\$ 65,325	\$ 15,490	\$ 198,481	45.3%	91.7%
County Funding	\$ 370,782	\$ 25,682	\$ 30,762	\$ 54,457	\$ 24,444	\$ (8,471)	\$ 54,937	\$ 193,652	52.2%	65.9%

BOARD OF SOCIAL SERVICES MEETING

PERSONNEL REPORT

March 20, 2014

I. **New Hire:**

Tomeka Bridges has been appointed as an SW IA&T in the CPS Unit effective March 10, 2014.

II. **Promotion:**

Goldie Davis has been promoted to an IMC II in the Medicaid Unit effective March 3, 2014.

III. **Resignation:**

None

IV. **Retirement:**

None

V. **Openings:**

- IMC II in the Food & Nutrition Unit, closed.
- General Utility Worker, closed.
- SW III, Foster Care, closed.
- SW IA&T, lead worker, CPS, recruiting.
- SW I, Senior Center, recruiting.
- IM Tech, Medicaid, recruiting.

Food & Nutrition Services Statistical Report as of February 28, 2014

2013-2014	February	January	December	November	October	September
FNS Applications						
New Applications	301*	420	351	350	349	331*
Completed Applications	330*	435	373	490	413	293*
Recertifications	1,068	1,007	1,167	1,183	1,072	1,242*
Average Days/Complete Applications	16	18	12	12	16	20*
Payment Accuracy	100%	100%	100%	100%	100%	100%
FNS Participation by Age						
Ages 0-5	1,587*	1,417*	334*	539*	753*	1,756*
Ages 6-11	1,707*	1,570	319*	621*	878*	1,891*
Ages 12-15	1,024*	914*	171*	370*	1,083*	1,083*
Ages 16-17	412*	378*	84*	168*	233*	455*
Ages 18-20	512*	477*	134*	226*	302	584*
Ages 21-30	1,882*	1,726*	444*	652*	940*	2,055*
Ages 31-40	1,392*	1,237*	299*	504*	703*	1,471*
Ages 41-50	1,248*	1,123*	285*	491*	647*	1,407*
Ages 51-59	1,152*	1,009*	305*	503*	639*	1,235*
Ages 60 & above	1,231*	1,182*	507*	696*	764*	1,314*
FNS Caseload						
FNS Cases	7,583	7,664	8,018	7,727	7,747	7,730
FNS Participants	14,726*	14,891*	14,956*	14,956*	15,124	15,179*
FNS Benefits Issued	\$1,746,538	\$1,774,975	\$1,775,148	\$1,797,969	\$1,941,072	\$1,902,490

Statistics with an asterisk may be inaccurate due to defects in NC FAST. System changes made in July for P2&6 created inaccuracies.

March 11, 2014								
Medicaid	July	August	September	October	November	December	January	February
Serena Westra, Interim Medicaid Supervisor							2014	2014
F & C Medicaid Applications Taken	296	299	317	199	313	322	260	174
Adult Medicaid	119	129	78	64	62	130	123	108
F & C Medicaid Applications Processed	271	313	335	225	144	144	244	92*
Adult Medicaid Applications Processed	142	105	114	98	89	97	119	156
F & C Medicaid Case Re-Enrollments	460	568	507	687	608	230	37	27*
Adult Medicaid Reenrollments	237	175	203	201	217	184	237	193
Case Maintenance (Adult/F&C Combined)		729	528	487	2253	763	705	737
NC Health Choice Applications Taken	37	39	41	33	28	20	7	**
NC Health Choice Applications Processed	41	45	42	45	28	17	11	**
NC Health Choice Case Re-Enrollments	43	28	48	42	37	3	0**	**
Average Processing Timely Standard	22 Days	24 Days	28 Days	34 Days	30	34	44	41
Percent Processed Timely Standard	98.00%	98.00%	98.00%	91.00%	79.00%	63.00%	74.00%	73
Total Vance Co. Cases *	22,243	11,275	11,282	11,260	11,164	11,244	11,415	10,960
Total Vance Co. Recipients *	14,629	14,689	14,644	14,656	14,584	14,707	14,337	14,235

12 *Figures not available for NC Fast. **Report not available for NC Fast as of this date (NCHC included in NC Fast).

ADULT SERVICES STATISTICAL REPORT 2014

2014	December	January	February	March	April	May	June	Totals
Adult Protective Services Cases	1	3	1					
APS Reports	2	3	0					5
Reports Screened Out	1	3	0					4
Outreach/HV-Referrals	0	0	0					0
Reports Screened In	1	0	0					1
Allegations: *Abuse	1	0	0					1
*Caretaker Neglect	0	2	0					2
*Exploitation	0	0	0					0
*Self-Neglect	0	0	0					0
Cases Staffed	0	2	0					2
Substantiated	0	0	0					0
Un-Substantiated	0	2	0					2
APS Cases Closed	0	2	0					2
APS Ending Cases	3	1	1					5
Guardianship Cases (Wards)	7	7	7					
Guardianship Ending Cases	0	0	0					0
At-Risk Cases	7	7	7					
Hours Billed	28.75	24.5	23.5					76.75
\$ Amount of billing	1473.39	\$ 846.68	\$ 994.68					3314.75
ARCM Cases Opened	0	0	0					0
ARCM Cases Closed	0	0	0					0
At-Risk Ending Balance	7	7	7					21
Community Alternative Program	41	44	43					
Hours Billed	106.75	122.5	128					357.25
\$ Amount of Billing	9821.83	\$ 8,875.90	\$ 9,276.96					\$ 27,974.69
CAP Cases Open	3	0	0					3
CAP Cases Closed	0	1	0					1
CAP Cases Ending Balance	44	43	43					130
Special Asst. In-Home Cases	61	60	60					
Hours Billed	109.75	145.25	113.75					368.75
\$ Amount of Billing	5868.81	\$6,442.28	\$5,971.25					\$ 18,282.34
SA-IH Cases Open	0	0	1					1
SA-IH Cases Closed	1	0	2					3
SA-IH Cases Ending Balance	60	60	59					179
In-Home Aide Services	17	18	18					
IHA Ending Cases	17	18	18					0
Indiv. & Family Adjustment	12	14	12					
I & FA Ending Balance	12	12	12					0
Rep-Payee Cases	12	13	12					
R-Payee Ending Balance	12	12	11					0

Signature: Linnoya Williams-Royster

Date: 3/11/2014

13

Spanish Interpreting Service

February 2014

<u>Program</u>	<u>Office Visit</u>	<u>Home Visit</u>	<u>Tel in</u>	<u>Tel out</u>	<u>In Court</u>
Adult Serv	0	0	0	0	0
Child Supp	9	0	0	0	0
Children's Serv	0	2	0	3	0
FNS	34	0	52	18	0
Intake	12	0	0	0	0
Medicaid	68	0	63	8	0
Senior Ctr	0	0	0	0	0
WFFA	1	0	0	0	0
Transportation	1	0	1	2	0
Daycare	0	0	1	1	0
Totals	125	2	117	32	0

MONTH FEBRUARY 2014

DROP BOX WEEK ONE 291 WEEK TWO 268

 WEEK THREE 259 WEEK FOUR 274

MONTHLY TOTAL 1132

DROP OFF WEEK ONE 190 WEEK TWO 151

 WEEK THREE 172 WEEK FOUR 155

MONTHLY TOTAL 668

APPLICATIONS WEEK ONE 15 WEEK TWO 14

 WEEK THREE 8 WEEK FOUR 17

MONTHLY TOTAL 64

REPORTS WEEK ONE 12 WEEK TWO 9

 WEEK THREE 5 WEEK FOUR 10

MONTHLY TOTAL 36

FISHING LICENSE WEEK ONE 9 WEEK TWO 6

 WEEK THREE 7 WEEK FOUR 5

MONTHLY TOTAL 26

Program Integrity

February 2014

Processing Rates

Goal

Monthly Performance

90% or greater all claims

10% or less pending referrals over 180 days

All Programs	Monthly Performance
Total Active Claims	306
Active FNS Claims	202
Active AFDC Claims	33
Active TANF Claims	44
Active Medicaid Claims	27
Claims in TE Status (terminated)	400
Number of New Referrals (FNS)	00
Number of Referrals key timely (FNS) (30 days to key)	00
Total Clients Paid in	100
Total Referrals with no action	0
Total Pending Referrals	21
Total Pending Referrals over 180 days	2 Waiting for a state hearing.
Percentage over 180 days	0

Total Cases in Collection	278
Total Amount Outstanding	\$395222.80
Collections	\$8398.60
Incentive	\$1673.72

17

Child Support Incentive & Collection Results for: February, 2014

State Fiscal Year (SFY) July 2013-June 2014

(Goals set by the Child Support State Office)

Vance County Caseload = 3,610 cases / NEW Cases Opened= 28

SFY Actual Collections / Percent of Goal Collected

VANCE CO = \$ 3,274,571/ 61.90% Goal = \$5,289,678

STATEWIDE = \$ 450,418,736/ 63.51% Goal = \$ 709,176,676

Paternity Established

VANCE CO = 97.01% Goal = 100.00%

STATEWIDE = 94.98% Goal = 97.40%

Cases under Order

VANCE CO = 88.20% Goal = 88.23%

STATEWIDE = 85.37% Goal = 84.45%

Current Support Collection Rate

VANCE CO = 65.39% Goal = 66.53%

STATEWIDE = 65.41% Goal = 66.00%

Current Cases with Payments to Arrears

VANCE CO = 65.88% Goal = 71.00%

STATEWIDE = 58.74% Goal = 65.36%

Medical (Court-ordered cases enrolled w/ Employer Insurance)

VANCE CO = 94.24%

STATEWIDE = 83.60%

Incentive Money received for report month = \$ 8,539.53

SFY Incentive Money received by County YTD = \$28,277.63

Work First, Emergency Intake, and Child Care Statistical Report Fiscal Year: 2013-2014

2012	Aug-13	Sep-13	Oct-13	Nov-13	Dec-13	Jan-14	Feb-14			
WFFA Caseload Information										
Active Adult WFFA Cases	7	6	6	11	12	13	13			
Active Child Only	136	136	137	135	140	145	147			
New WFFA Applications	47	38	30	28	28	39	19			
WF Employment Services Info										
Open Cases	114	120	107	108	81	82	96			
New Assessments	126	127	106	75	87	90	65			
Newly Employed clients	12	14	10	15	7	6	14			
WF Participation Rate (50% required)	100%	67%	100%	N/A (gov shutdown)	66.70%	100%	100%			
Emergency Intake Info										
WF Emergency Asst. Applications	57	59	34	32	46	59	39			
CIP Application	157	123	20	462	286	458	0			
Wake Roundup Application	3	4	4	6	3	5	7			
Energy Neighbor Application	6	1	0	5	0	6	8			
General Assistance Application	30	21	23	13	9	0	0			
Duke Energy Progress Applications		49	51	53	21	8	17			
Other Referrals	76	85	86	110	63	72	45			
Office Inquires	157	200	216	199	179	210	508			
LIEAP Applications	0	0	0	0	481	164	1148			
Emergency Intake Financial Info										
WF Emergency Asst Monthly Spending	\$8,139.38	\$6,533.13	\$2,582.62	\$2,433.49	\$5,162.04	\$6,001.95	\$4,112.00			
CIP Monthly Spending	\$24,336.45	\$18,949.26	\$3,614.02	\$81,795.50	\$40,855.58	\$68,364.39	\$0.00			
LIEAP Spending	\$0.00	\$0.00	\$0.00	\$0.00	\$97,300.00	\$33,300.00	\$292,200.00			
Wake Round Up Monthly Spending	\$287.53	\$393.24	\$393.24	\$793.24	\$496.00	\$799.00	\$1,182.35			
Energy Neighbor Monthly Spending	\$1,273.78	\$61.00	\$0.00	\$793.60	\$0.00	\$680.04	\$1,059.30			
General Asst Monthly Spending	\$3,009.70	\$1,184.18	\$809.58	\$545.04	\$605.19	\$0.00	\$0.00			
Duke Energy Progress Funds		\$9,710.50	\$8,351.55	\$8,993.00	\$3,787.58	\$1,361.83	\$2,743.68			
Child Care Workload										
Active Cases	323	336	356	375	368	395	402			
# of Actions Taken	225	232	218	205	186	209	175			
# of Children on Waiting List	404	287	163	175	54	35	136			
# of Children Served	461	482	463	484	487	517	523			

Children's Welfare Unit - Statistical Reports for Month of February

Number of Cases by Month	Sep 2013	Oct 2013	Nov 2013	Dec 2013	Jan 2014	Feb 2014
1. # of CPS Intakes screened out per month	30	32	31	23	26	33
2. # out of the total screened out reports in which children resided in another county	4	0	2	1	0	4
3. # of Neglect Reports Accepted	34	45	31	37	32	39
4. # of Abuse Reports Accepted	14	8	9	7	3	17
5. # of Dependency Reports Accepted	0	0	2	1	3	0
6. # of total CPS intakes accepted per month	48	53	42	45	38	56
7. # out of total accepted that were sent to another county for assessment	3	5	5	7	6	5
8. # of Open Investigative Assessments on the last day of the month	22	17	13	11	7	19
9. # of open Family Assessments on the last day of the month	28	42	21	33	31	38
10. # of Open Cases	50	59	34	44	38	57
11. # of Case Decisions	27	39	54	28	38	29
12. # of Family Assessments beyond 45 days	4	4	1	1	2	5
13. # of Investigations beyond 30 days	3	7	4	3	3	2
14. % Rate of investigative cases that were beyond the 30 day timeframe that were keyed for this month * These rates are calculated by the State	Vance : 12.5% Region: 18.1% State: 14.9%	Vance : 12.5% Region: 13.4% State: 13.1%	Vance : 17.8% Region: 12.7% State: 14.0%	Vance : 20.0 % Region: 14.4 % State: 14.0%	Vance : 14.6% Region: 16.7 % State: 16.0%	Vance : 16.7% Region: 17.4 % State: 15.7%
15. % Rate of family assessment cases that were beyond the 45 day timeframe that were keyed for this month * These rates are calculated by the State	Vance : 9.4% Region: 23.7% State: 24.1%	Vance : 9.4% Region: 24.5% State: 23.9%	Vance : 9.6% Region: 23.7% State: 23.5%	Vance : 8.0 % Region: 24.2 % State: 26.5%	Vance : 12.2% Region: 28.4% State: 29.8%	Vance : 23.3% Region: 33.5% State: 33.9%
16. # of active CPS In-Home Service Cases open last day of the month	40	43	57	58	66	65
17. # of Assists accepted for CPS Assessments (Investigative and Family Assessments) during the month	6	7	3	8	8	3
18. # of Assists accepted for CPS In-Home Services during the month	1	1	1	1	2	2
19. % Rate of neglect cases that are initiated within required timeframe for the month	97%	98%	97%	100%	100%	100%
20. % Rate of abuse cases that are initiated within required timeframe for the month	93%	86%	100%	100%	100%	100%
21. % Rate of dependency cases that are initiated within required timeframe for the month	N/A	N/A	100%	100%	100%	100%
22. # of repeat maltreatment within the previous 6 months	0	0	1	0	1	0
23. # of total reports screened	78	85	73	68	64	89
24. Total number of reports involving out of state interstate reports	0	0	0	0	0	0

Foster Care/Adoption/Licensing Monthly Report

Reporting Period: SEPTEMBER 2013-FEBRUARY 2014	SEPT. 2013	OCT. 2013	NOV. 2013	DEC. 2013	JAN. 2014	FEB. 2014
# Children in CUSTODY	75	83	86	88	89	83
# Youth in CARE under CARS	03	03	03	03	02	02
# new children placed in Custody during Report Month	07	08	08	02	02	01
# of children whose cases CLOSED during Report Month	00	05	00	02	07	01
State prefers relative placements to foster home placements whenever possible						
# of children placed in foster homes	40	41	42	36	44	41
# of children placed in therapeutic homes	13	11	13	12	12	09
# of children placed with relatives	21	28	27	35	27	27
# of children placed in other facilities (Group Home/Jail/Hospital)	04	06	07	08	08	08
# of children in out-of-state placements	01	01	01	01	01	01
State mandates that all children are seen monthly face-to-face						
% of children seen face-to-face	100%	100%	97.7%	100%	98.8%	98.8%
% of caretaker contacts made	100%	100%	98.8%	100%	98.8%	100%
12 months to permanency (if still in custody after 12 months is plan appropriate?)						
# of children in custody less than 12 mo.	41	45	48	49	50	48
# of children in custody longer than 12 mo.	34	38	38	39	39	35
# of children whose cases were CLOSED in 12 months or less	00	03	00	01	00	01
# of children released from custody to parent	00	03	00	01	07	01
Adoption Information						
# children free for adoption	06	07	08	08	07	07
# of children placed w/ identified adoptive placement	5	5	10	10	09	04
# of DSS adoptions finalized:	00	00	00	01	01	00
Foster Home Licensing Information						
# of licensed VCDSS foster homes	26	27	26	23	22	22

FEBRUARY 2014 STATS

AGE

0-05 = 39

6-12 = 18

13-21 = 28

RACE

B = 60 W/H = 01

W = 20 W/B = 04

20

SENIOR CENTER STATISTICAL REPORT 2013-2014

2013/2014	September	October	November	December	January	February
Transportation - Clients	27	29	24	24	25	24
General Transportation	364	416	298	296	263	258
Medical Transportation	72	0	0	0	0	0
EDTAP	28	91	76	48	66	93
Congregate - Clients	76	76	78	66	64	84
Meals Served	909	1088	807	771	681	789
Home Delivered Meals - Clients	70	70	70	68	69	64
Meals Delivered	1395	1602	1252	1242	1391	1093
Liquid Nutrition - Clients	136	146	135	137	138	19
Units Sold		804	825	648	876	840
In-Home Aide - Clients	41	40	39	38	38	34
Units of hours	782.25	854.5	634	585	630	596
Caregiver - Clients	12	12	9	7	7	pending
842 Respite Care Hours	26	96	87	52	18	pending
863 Transportation (units)	16	24	12	12	12	pending
859 Liquid Nutrition -(units)	84	96	96	72	36	pending
Total Participants	279	288	269	327	315	260
Total Visits	1909	2206	1720	1627	1807	1625
Trips	0	1	0	0	0	0
Volunteer Hours	441.5	597	312.25		422	485
Consumer Contributions	9152.57	1641.31	3578.47	3699.09	1549.69	15496.81

Plased Note that Consumer Contributions include final payment for NY Trip in the amount of \$13,965. Total without: \$1531.81'

Signature Scharia Hales Date 3-12-14

YEAR	REVENUE UNIT	(A) LEVY	DISC BILLS	(B) LEVY	DISCOUNTS	(C) NET	B+C/A	LEVY
	CHARGE TYPE	ORIG/DISC	INCL IN (A)	PAID/DSCNTS	INCL IN (B)	ABATEMENTS	COLL %	OUTSTANDING
2000	00	VANCE COUNTY						
		TAXES		99,539.96		21,352.41		1,451.86
	A	ASSESSMENT		17,234.52		10,590.48		75.00
	L	LATE LISTING		6.59		80.12		
	*	YEAR TOTAL		116,781.07		32,023.01	98.99	1,526.86
2001	00	VANCE COUNTY						
		TAXES		129,654.68		67,078.72		2,388.80
	A	ASSESSMENT		23,651.14		13,225.75		150.00
	L	LATE LISTING		136.13		29.14		
	*	YEAR TOTAL		153,441.95		80,333.61	98.93	2,538.80
2002	00	VANCE COUNTY						
		TAXES		203,439.02		36,576.44		390.90
	A	ASSESSMENT		35,174.85		11,700.15		
	L	LATE LISTING		1,370.39		1,374.99		
	*	YEAR TOTAL		239,984.26		49,651.58	99.87	390.90
2003	00	VANCE COUNTY						
		TAXES		256,930.08		23,318.45		9,132.54
	A	ASSESSMENT		49,525.92		10,043.28		675.00
	L	LATE LISTING		1,566.00		1,001.37		40.05
	*	YEAR TOTAL		308,022.00		34,363.10	97.21	9,847.59
2004	00	VANCE COUNTY						
		TAXES	901.28	350,860.93		5,318.93		23,648.92
	A	ASSESSMENT		61,993.54		1,125.00		7,981.46
	L	LATE LISTING		1,005.40		36.64		310.79
	*	YEAR TOTAL	901.28	413,859.87		6,480.57	92.94	31,941.17
2005	00	VANCE COUNTY						
		TAXES		581,781.94		6,208.91		29,243.33
	A	ASSESSMENT		113,963.34		1,710.00		12,021.66
	L	LATE LISTING		1,533.56		22.56		440.27
	*	YEAR TOTAL		697,278.84		7,941.47	94.42	41,705.26
2006	00	VANCE COUNTY						
		TAXES	11,816.19	4,667,693.83		5,786.99		32,116.32
	A	ASSESSMENT		630,762.05		2,269.81		14,320.18
	L	LATE LISTING		4,482.65		81.66		559.34
	*	YEAR TOTAL	11,816.19	5,302,938.53		8,138.46	99.13	46,995.84
2007	00	VANCE COUNTY						
		TAXES	21,869.50	16,472,264.80		8,138.07		36,185.81

YEAR	REVENUE UNIT CHARGE TYPE	(A) LEVY ORIG/DISC	DISC BILLS INCL IN (A)	(B) LEVY PAID/DSCNTS	DISCOUNTS INCL IN (B)	(C) NET ABATEMENTS	B+C/A COLL %	LEVY OUTSTANDING
	A ASSESSMENT	1,780,913.04		1,763,965.86		3,422.40		13,524.78
	L LATE LISTING	7,783.59		7,432.61		33.57		317.41
	* YEAR TOTAL	18,305,285.31	21,869.50	18,243,663.27		11,594.04	99.73	50,028.00
2008	00 VANCE COUNTY TAXES	18,501,368.11	36,640.61	18,424,375.91		12,864.54		64,127.66
	A ASSESSMENT	1,934,885.01		1,907,613.74		5,697.50		21,573.77
	L LATE LISTING	7,805.78		7,056.32		83.03		666.43
	* YEAR TOTAL	20,444,058.90	36,640.61	20,339,045.97		18,645.07	99.58	86,367.86
2009	00 VANCE COUNTY TAXES	18,208,394.81	3,665.66	18,127,360.04		13,829.32		67,205.45
	A ASSESSMENT	1,934,672.50		1,908,589.87		6,967.00		19,115.63
	L LATE LISTING	10,545.82		9,941.34		73.74		530.74
	* YEAR TOTAL	20,153,613.13	3,665.66	20,045,891.25		20,870.06	99.57	86,851.82
2010	00 VANCE COUNTY TAXES	18,236,686.34	7,148.78	18,045,053.29		35,398.21		156,234.84
	A ASSESSMENT	1,959,510.00		1,901,454.55		14,455.00		43,600.45
	L LATE LISTING	20,586.48		14,338.25		5,250.66		997.57
	* YEAR TOTAL	20,216,782.82	7,148.78	19,960,846.09		55,103.87	99.01	200,832.86
2011	00 VANCE COUNTY TAXES	18,773,059.43	238,861.19	18,194,190.86		281,390.24		297,478.33
	A ASSESSMENT	2,029,845.00	15,210.00	1,917,799.75		36,545.00		75,500.25
	L LATE LISTING	64,093.56	52,876.14	39,405.02		18,394.92		6,293.62
	* YEAR TOTAL	20,866,997.99	306,947.33	20,151,395.63		336,330.16	98.19	379,272.20
2012	00 VANCE COUNTY TAXES	19,549,015.04	316,732.56	18,772,094.12		197,879.56		579,041.36
	A ASSESSMENT	2,046,087.50	27,357.50	1,890,558.71		43,152.91		112,375.88
	L LATE LISTING	72,228.89	53,563.78	46,838.65		13,560.54		11,829.70
	* YEAR TOTAL	21,667,331.43	397,653.84	20,709,491.48		254,593.01	96.76	703,246.94
2013	00 VANCE COUNTY TAXES	19,745,235.51	162,885.11	17,925,441.75		138,893.30		1,680,900.46
	A ASSESSMENT	2,036,435.00	8,360.00	1,760,932.93		20,780.00		254,722.07
	L LATE LISTING	42,295.48	19,387.60	17,348.20		3,015.73		21,931.55
	* YEAR TOTAL	21,823,965.99	190,632.71	19,703,722.88		162,689.03	91.04	1,957,554.08
2014	00 VANCE COUNTY TAXES	27,687.65	27,687.65	3,162.71		14,699.27		9,825.67
	A ASSESSMENT	1,250.00	1,250.00	102.50		312.50		835.00
	L LATE LISTING	176.37	176.37	8.71		7.03		160.63

DATE 3/31/14 100 REAL AND LISTED PERSONAL
 TIME 16:46:47 REVENUE UNIT: ALL
 USER CINDY

VANCE COUNTY
 LEVY COLLECTED REPORT
 AS OF RUN DATE

REVENUE UNIT/YEAR

PAGE 3
 PROG# CL2237

YEAR	REVENUE UNIT CHARGE TYPE	(A) LEVY ORIG/DISC	DISC BILLS INCL IN (A)	(B) LEVY PAID/DSCNTS	DISCOUNTS INCL IN (B)	(C) NET ABATEMENTS	B+C/A COLL %	LEVY OUTSTANDING
*	YEAR TOTAL	29,114.02	29,114.02	3,273.92		15,018.80	62.84	10,821.30
**	REV UNT TOT	151,093,334.33	1,006,389.92	146,389,637.01		1,093,775.84	97.62	3,609,921.48

YEAR	REVENUE UNIT CHARGE TYPE	(A) LEVY ORIG/DISC	DISC BILLS INCL IN (A)	(B) LEVY PAID/DSCNTS	DISCOUNTS INCL IN (B)	(C) NET ABATEMENTS	B+C/A COLL %	LEVY OUTSTANDING
2002	12 FIRE DISTRICT TAXES	4,124.55		3,317.20		807.35		
*	YEAR TOTAL	4,124.55		3,317.20		807.35	100.00	
2003	12 FIRE DISTRICT TAXES	6,729.53		5,928.60		541.90		259.03
*	YEAR TOTAL	6,729.53		5,928.60		541.90	96.16	259.03
2004	12 FIRE DISTRICT TAXES	8,740.21	28.59	8,053.41		75.12		611.68
*	YEAR TOTAL	8,740.21	28.59	8,053.41		75.12	93.01	611.68
2005	12 FIRE DISTRICT TAXES	13,511.98		12,773.23		77.36		661.39
*	YEAR TOTAL	13,511.98		12,773.23		77.36	95.11	661.39
2006	12 FIRE DISTRICT TAXES	89,836.07	404.13	89,027.59		59.82		748.66
*	YEAR TOTAL	89,836.07	404.13	89,027.59		59.82	99.17	748.66
2007	12 FIRE DISTRICT TAXES	342,310.78	723.66	341,413.86		95.01		801.91
*	YEAR TOTAL	342,310.78	723.66	341,413.86		95.01	99.77	801.91
2008	12 FIRE DISTRICT TAXES	397,167.68	1,220.07	395,849.30		219.92		1,098.46
L	LATE LISTING			.17		.21-		.04
*	YEAR TOTAL	397,167.68	1,220.07	395,849.47		219.71	99.73	1,098.50
2009	12 FIRE DISTRICT TAXES	403,358.41	120.39	401,447.59		234.11		1,676.71
*	YEAR TOTAL	403,358.41	120.39	401,447.59		233.79	99.59	1,677.03
2010	12 FIRE DISTRICT TAXES	402,067.02	235.37	398,169.47		526.27		3,371.28
L	LATE LISTING			.72		1.04-		.32
*	YEAR TOTAL	402,067.02	235.37	398,170.19		525.55	99.17	3,371.28
2011	12 FIRE DISTRICT TAXES	413,720.18	4,886.84	401,388.24		5,693.54		6,638.40
L	LATE LISTING	1,123.56	859.87	622.45		369.87		131.24
*	YEAR TOTAL	414,843.74	5,746.71	402,010.69		6,063.41	98.37	6,769.64

DATE 3/31/14 100 REAL AND LISTED PERSONAL
 TIME 16:46:47 REVENUE UNIT: ALL
 USER CINDY

VANCE COUNTY
 LEVY COLLECTED REPORT
 AS OF RUN DATE

REVENUE UNIT/YEAR

PAGE 11
 PROG# CL2237

YEAR	REVENUE UNIT CHARGE TYPE	(A) LEVY ORIG/DISC	DISC BILLS INCL IN (A)	(B) LEVY PAID/DSCNTS	DISCOUNTS INCL IN (B)	(C) NET ABATEMENTS	B+C/A COLL %	LEVY OUTSTANDING
2012	12 FIRE DISTRICT TAXES	666,994.08	7,262.88	620,013.51		30,853.62		16,126.95
	L LATE LISTING	1,961.06	1,180.07	1,495.05		375.72		90.29
	* YEAR TOTAL	668,955.14	8,442.95	621,508.56		31,229.34	97.58	16,217.24
2013	12 FIRE DISTRICT TAXES	655,584.32	4,558.94	591,084.13		4,222.77		60,277.42
	L LATE LISTING	1,339.64	322.62	475.51		104.41		759.72
	* YEAR TOTAL	656,923.96	4,881.56	591,559.64		4,327.18	90.71	61,037.14
2014	12 FIRE DISTRICT TAXES	1,048.31	1,048.31	138.15		534.30		375.86
	L LATE LISTING	2.25	2.25	.44		.23		1.58
	* YEAR TOTAL	1,050.56	1,050.56	138.59		534.53	64.08	377.44
	** REV UNT TOT	3,409,619.63	22,853.99	3,271,198.62		44,790.07	97.26	93,630.94
	*** GROUP TOTAL	189,864,952.86	1,368,436.76	184,146,994.49		1,112,682.75	97.58	4,605,275.62

DATE 3/31/14 150 PUBLIC UTILITIES
 TIME 16:46:47 REVENUE UNIT: ALL
 USER CINDY

VANCE COUNTY
 LEVY COLLECTED REPORT
 AS OF RUN DATE

REVENUE UNIT/YEAR

PAGE 12
 PROG# CL2237

YEAR	REVENUE UNIT CHARGE TYPE	(A) LEVY ORIG/DISC	DISC BILLS INCL IN (A)	(B) LEVY PAID/DSCNTS	DISCOUNTS INCL IN (B)	(C) NET ABATEMENTS	B+C/A COLL %	LEVY OUTSTANDING
2003 00	VANCE COUNTY TAXES	77.41		74.57		2.84		
*	YEAR TOTAL	77.41		74.57		2.84	100.00	
2006 00	VANCE COUNTY TAXES	354,990.15		354,990.15				
*	YEAR TOTAL	354,990.15		354,990.15			100.00	
2007 00	VANCE COUNTY TAXES	559,394.08		559,394.08				
L	LATE LISTING	12.67		12.67				
*	YEAR TOTAL	559,406.75		559,406.75			100.00	
2008 00	VANCE COUNTY TAXES	641,262.39		641,262.39				
*	YEAR TOTAL	641,262.39		641,262.39			100.00	
2009 00	VANCE COUNTY TAXES	622,975.47		622,975.47				
L	LATE LISTING	24.24		24.24				
*	YEAR TOTAL	622,999.71		622,999.71			100.00	
2010 00	VANCE COUNTY TAXES	605,674.17		605,674.17				
*	YEAR TOTAL	605,674.17		605,674.17			100.00	
2011 00	VANCE COUNTY TAXES	609,356.48		609,356.48				
*	YEAR TOTAL	609,356.48		609,356.48			100.00	
2012 00	VANCE COUNTY TAXES	607,921.29		607,921.29				
*	YEAR TOTAL	607,921.29		607,921.29			100.00	
2013 00	VANCE COUNTY TAXES	608,310.46		608,156.72				153.74
*	YEAR TOTAL	608,310.46		608,156.72			99.98	153.74
**	REV UNT TOT	4,609,998.81		4,609,842.23		2.84	100.00	153.74

DATE 3/31/14 150 PUBLIC UTILITIES
 TIME 16:46:47 REVENUE UNIT: ALL
 USER CINDY

VANCE COUNTY
 LEVY COLLECTED REPORT
 AS OF RUN DATE

REVENUE UNIT/YEAR

PAGE 13
 PROG# CL2237

YEAR	REVENUE UNIT CHARGE TYPE	(A) LEVY ORIG/DISC	DISC BILLS INCL IN (A)	(B) LEVY PAID/DSCNTS	DISCOUNTS INCL IN (B)	(C) NET ABATEMENTS	B+C/A COLL %	LEVY OUTSTANDING
2003	02 HENDERSON TAXES	52.46		50.54		1.92		
*	YEAR TOTAL	52.46		50.54		1.92	100.00	
2006	02 HENDERSON TAXES	96,176.63		96,176.63				
*	YEAR TOTAL	96,176.63		96,176.63			100.00	
2007	02 HENDERSON TAXES	188,504.30		188,504.30				
*	YEAR TOTAL	188,504.30		188,504.30			100.00	
2008	02 HENDERSON TAXES	215,265.44		215,265.44				
*	YEAR TOTAL	215,265.44		215,265.44			100.00	
2009	02 HENDERSON TAXES	219,212.74		219,212.74				
*	YEAR TOTAL	219,212.74		219,212.74			100.00	
2010	02 HENDERSON TAXES	209,675.32		209,675.32				
*	YEAR TOTAL	209,675.32		209,675.32			100.00	
2011	02 HENDERSON TAXES	203,557.04		203,557.04				
*	YEAR TOTAL	203,557.04		203,557.04			100.00	
2012	02 HENDERSON TAXES	199,363.54		199,363.54				
*	YEAR TOTAL	199,363.54		199,363.54			100.00	
2013	02 HENDERSON TAXES	205,838.19		205,838.19				
*	YEAR TOTAL	205,838.19		205,838.19			100.00	
**	REV UNT TOT	1,537,645.66		1,537,643.74		1.92	100.00	

DATE 3/31/14 150 PUBLIC UTILITIES
 TIME 16:46:47 REVENUE UNIT: ALL
 USER CINDY

VANCE COUNTY
 LEVY COLLECTED REPORT
 AS OF RUN DATE

REVENUE UNIT/YEAR

PAGE 16
 PROG# CL2237

YEAR	REVENUE UNIT CHARGE TYPE	(A) LEVY ORIG/DISC	DISC BILLS INCL IN (A)	(B) LEVY PAID/DSCNTS	DISCOUNTS INCL IN (B)	(C) NET ABATEMENTS	B+C/A COLL %	LEVY OUTSTANDING
2006	12 FIRE DISTRICT TAXES	7,269.34		7,269.34				
	* YEAR TOTAL	7,269.34		7,269.34			100.00	
2007	12 FIRE DISTRICT TAXES	9,800.62		9,800.62				
	* YEAR TOTAL	9,800.62		9,800.62			100.00	
2008	12 FIRE DISTRICT TAXES	10,987.24		10,987.24				
	* YEAR TOTAL	10,987.24		10,987.24			100.00	
2009	12 FIRE DISTRICT TAXES	10,969.95		10,969.95				
	* YEAR TOTAL	10,969.95		10,969.95			100.00	
2010	12 FIRE DISTRICT TAXES	10,818.60		10,818.60				
	* YEAR TOTAL	10,818.60		10,818.60			100.00	
2011	12 FIRE DISTRICT TAXES	11,212.98		11,212.98				
	* YEAR TOTAL	11,212.98		11,212.98			100.00	
2012	12 FIRE DISTRICT TAXES	17,464.01		17,464.01				
	* YEAR TOTAL	17,464.01		17,464.01			100.00	
2013	12 FIRE DISTRICT TAXES	17,835.77		17,827.91				7.86
	* YEAR TOTAL	17,835.77		17,827.91			99.96	7.86
	** REV UNT TOT	96,358.51		96,350.65			100.00	7.86
	*** GROUP TOTAL	6,250,321.18		6,250,161.68			2.10-100.00	161.60

DATE 3/31/14 200 REGISTERED VEHICLE
 TIME 16:46:47 REVENUE UNIT: ALL
 USER CINDY

VANCE COUNTY
 LEVY COLLECTED REPORT
 AS OF RUN DATE

REVENUE UNIT/YEAR

PAGE 17
 PROG# CL2237

YEAR	REVENUE UNIT CHARGE TYPE	(A) LEVY ORIG/DISC	DISC BILLS INCL IN (A)	(B) LEVY PAID/DSCNTS	DISCOUNTS INCL IN (B)	(C) NET ABATEMENTS	B+C/A COLL %	LEVY OUTSTANDING
2000 00	VANCE COUNTY TAXES	51,147.03		15,739.14		35,307.78		100.11
*	YEAR TOTAL	51,147.03		15,739.14		35,307.78	99.81	100.11
2001 00	VANCE COUNTY TAXES	61,032.85		19,463.85		41,562.69		6.31
*	YEAR TOTAL	61,032.85		19,463.85		41,562.69	99.99	6.31
2002 00	VANCE COUNTY TAXES	64,790.81		28,623.03		36,167.78		
*	YEAR TOTAL	64,790.81		28,623.03		36,167.78	100.00	
2003 00	VANCE COUNTY TAXES	65,201.36		33,554.98		31,646.38		
*	YEAR TOTAL	65,201.36		33,554.98		31,646.38	100.00	
2004 00	VANCE COUNTY TAXES	79,393.27		48,877.92		16.56		30,498.79
*	YEAR TOTAL	79,393.27		48,877.92		16.56	61.59	30,498.79
2005 00	VANCE COUNTY TAXES	232,362.23		201,654.79		40.07		30,667.37
*	YEAR TOTAL	232,362.23		201,654.79		40.07	86.81	30,667.37
2006 00	VANCE COUNTY TAXES	1,709,684.20		1,678,676.61		262.92		30,744.67
L	LATE LISTING	.30-		.30-				
*	YEAR TOTAL	1,709,683.90		1,678,676.31		262.92	98.21	30,744.67
2007 00	VANCE COUNTY TAXES	2,672,490.30		2,640,239.10		1,550.06		30,701.14
*	YEAR TOTAL	2,672,490.30		2,640,239.10		1,550.06	98.86	30,701.14
2008 00	VANCE COUNTY TAXES	2,377,859.90		2,351,380.04		623.51		25,856.35
L	LATE LISTING	.03-		.03-				
*	YEAR TOTAL	2,377,859.87		2,351,380.01		623.51	98.92	25,856.35
2009 00	VANCE COUNTY TAXES	2,026,433.15		1,995,358.22		1,922.37		29,152.56
L	LATE LISTING	.02-		.02-				
*	YEAR TOTAL	2,026,433.13		1,995,358.20		1,922.37	98.57	29,152.56

DATE 3/31/14 200 REGISTERED VEHICLE
 TIME 16:46:47 REVENUE UNIT: ALL
 USER CINDY

VANCE COUNTY
 LEVY COLLECTED REPORT
 AS OF RUN DATE

REVENUE UNIT/YEAR

PAGE 18
 PROG# CL2237

YEAR	REVENUE UNIT CHARGE TYPE	(A) LEVY ORIG/DISC	DISC BILLS INCL IN (A)	(B) LEVY PAID/DSCNTS	DISCOUNTS INCL IN (B)	(C) NET ABATEMENTS	B+C/A COLL %	LEVY OUTSTANDING
2010 00	VANCE COUNTY TAXES	1,794,422.05	3,658.97	1,738,435.44		27,132.76		28,853.85
*	YEAR TOTAL	1,794,422.05	3,658.97	1,738,435.44		27,132.76	98.40	28,853.85
2011 00	VANCE COUNTY TAXES	2,231,343.97	11,437.28	2,143,262.02		49,301.31		38,780.64
*	YEAR TOTAL	2,231,343.97	11,437.28	2,143,262.02		49,301.31	98.27	38,780.64
2012 00	VANCE COUNTY TAXES	2,154,248.50	5,477.76	2,038,321.07		54,968.37		60,959.06
*	YEAR TOTAL	2,154,248.50	5,477.76	2,038,321.07		54,968.37	97.18	60,959.06
2013 00	VANCE COUNTY TAXES	1,311,951.87	5,091.84	1,046,088.12		26,978.17		238,885.58
*	YEAR TOTAL	1,311,951.87	5,091.84	1,046,088.12		26,978.17	81.80	238,885.58
**	REV UNT TOT	16,832,361.14	25,665.85	15,979,673.98		307,480.73	96.77	545,206.43

DATE 3/31/14 200 REGISTERED VEHICLE
 TIME 16:46:47 REVENUE UNIT: ALL
 USER CINDY

VANCE COUNTY
 LEVY COLLECTED REPORT
 AS OF RUN DATE

REVENUE UNIT/YEAR

PAGE 25
 PROG# CL2237

YEAR	REVENUE UNIT CHARGE TYPE	(A) LEVY ORIG/DISC	DISC BILLS INCL IN (A)	(B) LEVY PAID/DSCNTS	DISCOUNTS INCL IN (B)	(C) NET ABATEMENTS	B+C/A COLL %	LEVY OUTSTANDING
2002	12 FIRE DISTRICT TAXES	727.43		385.85		341.58		
*	YEAR TOTAL	727.43		385.85		341.58	100.00	
2003	12 FIRE DISTRICT TAXES	1,378.08		786.42		591.66		
*	YEAR TOTAL	1,378.08		786.42		591.66	100.00	
2004	12 FIRE DISTRICT TAXES	1,770.44		1,154.38		.55		615.51
*	YEAR TOTAL	1,770.44		1,154.38		.55	65.24	615.51
2005	12 FIRE DISTRICT TAXES	5,276.33		4,676.17		1.32		598.84
*	YEAR TOTAL	5,276.33		4,676.17		1.32	88.66	598.84
2006	12 FIRE DISTRICT TAXES	40,840.25		40,279.00		7.41		553.84
*	YEAR TOTAL	40,840.25		40,279.00		7.41	98.65	553.84
2007	12 FIRE DISTRICT TAXES	63,154.07		62,493.91		46.40		613.76
*	YEAR TOTAL	63,154.07		62,493.91		46.40	99.03	613.76
2008	12 FIRE DISTRICT TAXES	56,307.26		55,795.53		16.43		495.30
*	YEAR TOTAL	56,307.26		55,795.53		16.43	99.13	495.30
2009	12 FIRE DISTRICT TAXES	48,832.57		48,081.36		41.41		709.80
*	YEAR TOTAL	48,832.57		48,081.36		41.41	98.55	709.80
2010	12 FIRE DISTRICT TAXES	42,756.54	102.48	41,808.14		262.35		686.05
*	YEAR TOTAL	42,756.54	102.48	41,808.14		262.35	98.40	686.05
2011	12 FIRE DISTRICT TAXES	53,858.96	284.46	52,028.12		969.31		861.53
*	YEAR TOTAL	53,858.96	284.46	52,028.12		969.31	98.41	861.53
2012	12 FIRE DISTRICT							

DATE 3/31/14 200 REGISTERED VEHICLE
 TIME 16:46:47 REVENUE UNIT: ALL
 USER CINDY

VANCE COUNTY
 LEVY COLLECTED REPORT
 AS OF RUN DATE

REVENUE UNIT/YEAR

PAGE 26
 PROG# CL2237

YEAR	REVENUE UNIT CHARGE TYPE	(A) LEVY ORIG/DISC	DISC BILLS INCL IN (A)	(B) LEVY PAID/DSCNTS	DISCOUNTS INCL IN (B)	(C) NET ABATEMENTS	B+C/A COLL %	LEVY OUTSTANDING
	TAXES	67,638.35	174.39	64,494.60		1,257.25		1,886.50
*	YEAR TOTAL	67,638.35	174.39	64,494.60		1,257.25	97.22	1,886.50
2013 12	FIRE DISTRICT TAXES	47,890.84	196.52	40,098.55		864.69		6,927.60
*	YEAR TOTAL	47,890.84	196.52	40,098.55		864.69	85.54	6,927.60
**	REV UNT TOT	430,431.12	757.85	412,082.03		4,400.36	96.76	13,948.73
***	GROUP TOTAL	21,522,944.40	31,497.39	20,332,589.05		426,223.42	96.45	764,131.93

DATE 3/31/14 200 REGISTERED VEHICLE
TIME 16:46:47 REVENUE UNIT: ALL
USER CINDY

VANCE COUNTY
LEVY COLLECTED REPORT
AS OF RUN DATE

REVENUE UNIT/YEAR

PAGE 27
PROG# CL2237

YEAR	REVENUE UNIT CHARGE TYPE	(A) LEVY ORIG/DISC	DISC BILLS INCL IN (A)	(B) LEVY PAID/DSCNTS	DISCOUNTS INCL IN (B)	(C) NET ABATEMENTS	B+C/A COLL %	LEVY OUTSTANDING
****	GRAND TOTAL	217,638,218.44	1,399,934.15	210,729,745.22		1,538,904.07	97.54	5,369,569.15

DATE 3/31/14
 TIME 17:00:11
 USER CINDY

VANCE COUNTY
 TAX COLLECTIONS REPORT ALL RGCDS BY UNIT/YEAR
 DEPOSIT DATE RANGE 3/01/2014 THRU 3/31/2014
 YEAR RANGE 2000 THRU 2014

PAGE 1
 PROG# CL2223A

REVENUE UNIT: 00 VANCE COUNTY

YEAR	BEGINNING LEVY	ADDITIONS TO LEVY MTD	ADDITIONS YTD	DISCOUNTS AND RELEASES TO LEVY MTD	DISCOUNTS AND RELEASES YTD	ADJUSTED LEVY	COLLECTED MTD	COLLECTED YTD	ENDING BALANCE
2014		9,030.19	28,168.65	12,969.67	15,010.93	13,157.72	2,941.29	3,171.42	9,986.30
2013	19,605,258.28	66,853.67	2,339,584.53	14,207.70	405,936.69	21,538,906.12	335,407.75	19,597,034.79	1,941,871.33
2012	1,273,806.78	921.81	18,985.71	2,486.78	34,944.69	1,257,847.80	49,819.46	606,017.68	651,830.12
2011	539,927.71	371.64	5,545.34	1,521.43	11,706.73	533,766.32	16,573.99	191,213.73	342,552.59
2010	299,759.67	213.25	2,269.22	1,390.91	7,550.54	294,478.35	9,538.52	108,392.09	186,086.26
2009	159,746.24		1,628.07	986.64	5,931.19	155,443.12	2,729.96	58,659.94	96,783.18
2008	117,305.93		829.14	780.54	4,367.69	113,767.38	1,625.16	23,116.94	90,650.44
2007	77,427.85		41.72	545.93	3,557.52	73,912.05	794.91	6,707.69	67,204.36
2006	70,917.05			63.30	2,012.10	68,904.95	431.43	5,484.62	63,420.33
2005	64,662.64			20.98	1,428.20	63,234.44	258.56	2,883.47	60,350.97
2004	58,485.66			20.52	1,051.08	57,434.58	940.98	2,976.08	54,458.50
2003	62,082.10			20.52	51,955.41	10,126.69	70.29	954.10	9,172.59
2002	390.90					390.90			390.90
2001	2,411.92					2,411.92		16.81	2,395.11
2000	1,551.97					1,551.97			1,551.97
TOTAL	22,333,734.70	77,390.56	2,397,052.38	35,014.92	545,452.77	24,185,334.31	421,132.30	20,606,629.36	3,578,704.95
CURRENT INTEREST & COLLECTORS FEES							33,246.43	208,769.52	
PRIOR INTEREST & COLLECTORS FEES							22,287.03	270,626.33	
TOTAL INTEREST & COLLECTORS FEES							55,533.46	479,395.85	
TOTAL PRIOR YEARS TAXES							82,783.26	1,006,423.15	
TOTAL TAXES & INTEREST & COLLECTORS FEES							476,665.76	21,086,025.21	
DISCOVERIES TAXES & INTEREST							3,298.10	3,766.51	
NET							473,724.47	21,082,853.79	
CURRENT YEAR PERCENTAGE		90.98				DMV INTEREST			

DATE 3/31/14
 TIME 17:00:11
 USER CINDY

VANCE COUNTY
 TAX COLLECTIONS REPORT ALL RGCDS BY UNIT/YEAR
 DEPOSIT DATE RANGE 3/01/2014 THRU 3/31/2014
 YEAR RANGE 2000 THRU 2014

PAGE 5
 PROG# CL2223A

REVENUE UNIT: 12 FIRE DISTRICT

YEAR	BEGINNING LEVY	ADDITIONS TO LEVY MTD	ADDITIONS YTD	DISCOUNTS AND RELEASES TO LEVY MTD	DISCOUNTS AND RELEASES YTD	ADJUSTED LEVY	COLLECTED MTD	COLLECTED YTD	ENDING BALANCE
2014		362.99	1,066.14	477.64	550.11	516.03	133.42	138.59	377.44
2013	652,042.40	530.23	76,945.55	300.18	11,529.25	717,458.70	12,209.00	649,486.10	67,972.60
2012	39,179.85	23.26	681.03	49.21	1,174.86	38,686.02	1,529.78	20,582.28	18,103.74
2011	11,657.47		172.02	4.00	305.49	11,524.00	367.35	3,892.83	7,631.17
2010	6,620.14		68.38	2.66	177.92	6,510.60	259.71	2,453.27	4,057.33
2009	3,722.90		54.10	1.25	130.76	3,646.24	62.90	1,259.41	2,386.83
2008	2,081.69		27.01	1.25	106.42	2,002.28	20.90	408.48	1,593.80
2007	1,649.81		1.36	1.38	84.10	1,567.07	10.18	151.40	1,415.67
2006	1,479.38			1.38	47.55	1,431.83	6.72	129.33	1,302.50
2005	1,358.42				32.72	1,325.70	6.13	65.47	1,260.23
2004	1,321.31				26.46	1,294.85	26.00	67.66	1,227.19
2003	1,360.81				1,081.44	279.37		20.34	259.03
2002									
2001									
TOTAL	722,474.18	916.48	79,015.59	838.95	15,247.08	786,242.69	14,632.09	678,655.16	107,587.53
CURRENT INTEREST & COLLECTORS FEES							524.26	2,573.83	
PRIOR INTEREST & COLLECTORS FEES							479.76	4,374.77	
TOTAL INTEREST & COLLECTORS FEES							1,004.02	6,948.60	
TOTAL PRIOR YEARS TAXES							2,289.67	29,030.47	
TOTAL TAXES & INTEREST & COLLECTORS FEES							15,636.11	685,603.76	
DISCOVERIES TAXES & INTEREST							148.02	161.06	
NET							15,502.69	685,465.17	
CURRENT YEAR PERCENTAGE	90.52								
						DMV INTEREST			

Miscellaneous

APPOINTMENTS

April 7, 2014

Nursing Home Advisory Committee

Appoint Lois Williams to fill vacant position. See application.

Airport Authority

Appoint Nelson Falkner, Jr. to fill unexpired term formerly held by Joe Mahaffey. See application.

Vance County Appearance Commission

Appoint Timothy Neubauer to fill vacant position. See application.

MAR 11 2014

Application for Boards/Commissions/Committees Vance County Board of Commissioners

Please complete each section.

Full Name Lois R. Williams Date of Birth 1/15/42

Home Address 1977 Ruin Creek Rd. Henderson, NC 27537

Home Phone (252) 438-6008

Current Employer Retired Educator (NC State Employee)

Job Title _____ Years in current position _____

Business Phone _____ Fax _____

Duties I was a health/physical education teacher employed by Warren County Schools for 30 years.

Other employment history None

It is the Board of Commissioners' goal to maintain a balance of membership on its Boards/Commissions/Committees based on race, gender and district residency.

District No. 5 (West Henderson)

Male _____ Female

White _____ Black Hispanic _____ Native America _____ Asian _____ Other _____

Board/Commission/Committee Applying For (list only one per form) Nursing Home Community Advisory Committee

Why are you interested in serving on this Board/Commission/Committee? I would like to serve as an advocate for ensuring quality nursing home care for those who can not speak for themselves.

Generally, the Board desires to broaden participation on Boards/Commissions/Committees for as much citizen involvement as possible; therefore, a goal is to limit appointees to no more than 3 Boards/Commissions/Committees. Therefore, please list any other Boards/Commissions/Committees on which you currently serve:

~~XXXX~~ Farmers Market Advisory Committee

DO NOT SUBMIT RESUMES/ATTACHMENTS

Interests/Skills/Areas of Expertise/Professional Organizations/Activities:

Health Educator for 30 years; President of
Vance County ECA (Extension and Community Assn.); Secretary -
Ruin Creek Community Watch; member Delta Sigma Theta Sorority, Inc.
Oxford-Henderson Alumnae Chapter

Affirmation of Eligibility:

Has any formal charge of professional misconduct, criminal misdemeanor or felony ever been filed against you?

Yes _____ No If yes, please explain disposition: _____

Is there any conflict of interest or other matter that would create problems or prevent you from fairly and impartially discharging your duties as an appointee of the Board of Commissioners? Yes _____ No If yes, please explain: _____

I understand that any situation which may arise to cause conflict of interest may create serious ethical or legal implications if appropriate discretion is not exercised or responsible action is not taken.

I understand this application is public record and I certify that the facts contained in this application are true and correct to the best of my knowledge. I authorize and consent to background checks and to the investigation and verification of all statements contained herein as deemed appropriate. I further authorize all information concerning my qualifications to be investigated and release all parties from all liability for any damages that may result from this investigation. I understand and agree that any misstatement may be cause for my removal from any Board/Commission/Committee. I understand regular attendance to any Board/Commission/Committee is important and, accordingly, I further understand that if my attendance is less than the standards established for any such body that this is cause for removal. Lacking any written standards for attendance by any Board/Commission/Committee it is expected that I will attend at least 75% of all meetings during any one calendar year to maintain my seat on any Board/Commission/Committee to which I may be appointed. This form will remain on file in the Office of the Clerk and requests for updates will be sought prior to any consideration for reappointment (or future appointment) to any Board/Commission/Committee.

Signature: Lois R. Williams Date: 3/7/14

Form is invalid if not signed and dated.

Return completed form to:

Kelly H. Grissom
County Commissioners' Office
122 Young Street, Suite B
Henderson, NC 27536
Phone: (252)738-2003 Fax: (252) 738-2039

MAR 19 2014

Application for Boards/Commissions/Committees
Vance County Board of Commissioners

Please complete each section.

Full Name Leon Nelson Falkner, Jr. Date of Birth 4-15-44

Home Address 345 HILLCREST DRIVE, Henderson, NC 27536

Home Phone 252-438-5361 Cell 252-204-0033

Current Employer Retired

Job Title _____ Years in current position _____

Business Phone N/A Fax _____

Duties _____

Other employment history SAVEWAY 25yrs Boyd Chevrolet 12

It is the Board of Commissioners' goal to maintain a balance of membership on its Boards/Commissions/Committees based on race, gender and district residency.

District No. WEST END

Male Female _____

White Black _____ Hispanic _____ Native America _____ Asian _____ Other _____

Board/Commission/Committee Applying For (list only one per form) Airport Commission

Why are you interested in serving on this Board/Commission/Committee? I am a licensed pilot and am interested in seeing that Oxford-Henderson airport is maintained at the highest level of standards.

Generally, the Board desires to broaden participation on Boards/Commissions/Committees for as much citizen involvement as possible, therefore, a goal is to limit appointees to no more than 2 Boards/Commissions/Committees. Therefore, please list any other Boards/Commissions/Committees on which you currently serve: _____

N/A

DO NOT SUBMIT RESUMES/ATTACHMENTS

Interests/Skills/Areas of Expertise/Professional Organizations/Activities: _____

Pilot; former Civil Air Patrol

Affirmation of Eligibility:

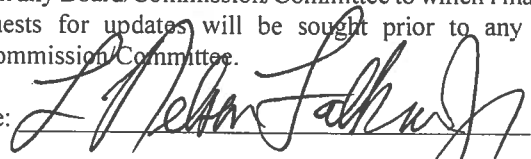
Has any formal charge of professional misconduct, criminal misdemeanor or felony ever been filed against you?

Yes _____ No If yes, please explain disposition: _____

Is there any conflict of interest or other matter that would create problems or prevent you from fairly and impartially discharging your duties as an appointee of the Board of Commissioners? Yes _____ No If yes, please explain: _____

I understand that any situation which may arise to cause conflict of interest may create serious ethical or legal implications if appropriate discretion is not exercised or responsible action is not taken.

I understand this application is public record and I certify that the facts contained in this application are true and correct to the best of my knowledge. I authorize and consent to background checks and to the investigation and verification of all statements contained herein as deemed appropriate. I further authorize all information concerning my qualifications to be investigated and release all parties from all liability for any damages that may result from this investigation. I understand and agree that any misstatement may be cause for my removal from any Board/Commission/Committee. I understand regular attendance to any Board/Commission/Committee is important and, accordingly, I further understand that if my attendance is less than the standards established for any such body that this is cause for removal. Lacking any written standards for attendance by any Board/Commission/Committee it is expected that I will attend at least 75% of all meetings during any one calendar year to maintain my seat on any Board/Commission/Committee to which I may be appointed. This form will remain on file in the Office of the Clerk and requests for updates will be sought prior to any consideration for reappointment (or future appointment) to any Board/Commission/Committee.

Signature: 

Date: 3-18-14

Form is invalid if not signed and dated.

Return completed form to:

Kelly H. Grissom
County Commissioners' Office
122 Young Street, Suite B
Henderson, NC 27536
Phone: (252)738-2003 Fax: (252) 738-2039

**Application for Boards/Commissions/Committees
Vance County Board of Commissioners**

Please complete each section.

Full Name Timothy Scott Neubauer Date of Birth 08/20/1965

Home Address 1939 Oxford Rd, Henderson, NC 27536

Home Phone 252-572-2583

Current Employer National Safety Council

Job Title Senior Consultant Years in current position 3

Business Phone 919-650-9172 Fax _____

Duties Assist companies and government agencies in development and implementation of occupational safety and health management systems

Also conduct training occupational safety training and regulatory compliance training in addition to speaking at conventions and work place seminars (In person or via web)

Other employment history Safety and Health Council of NC, WQDR-FM, The Durham Bulls

It is the Board of Commissioners' goal to maintain a balance of membership on its Boards/Commissions/Committees based on race, gender and district residency.

District No. 6

Male Female _____

White Black _____ Hispanic _____ Native America _____ Asian _____ Other _____

Board/Commission/Committee Applying For (list only one per form) Appearance Commission

Why are you interested in serving on this Board/Commission/Committee? _____

I would like to become more involved in the community, I have skills that would apply to this committee and other committees

Generally, the Board desires to broaden participation on Boards/Commissions/Committees for as much citizen involvement as possible; therefore, a goal is to limit appointees to no more than 3 Boards/Commissions/Committees. Therefore, please list any other Boards/Commissions/Committees on which you currently serve:

None at this time, but would consider the tourism (on line presence) committee

DO NOT SUBMIT RESUMES/ATTACHMENTS

Interests/Skills/Areas of Expertise/Professional Organizations/Activities:

Public speaking, training, outdoor gardening.

Affirmation of Eligibility:

Has any formal charge of professional misconduct, criminal misdemeanor or felony ever been filed against you?

Yes _____ No x _____ If yes, please explain disposition: _____

Is there any conflict of interest or other matter that would create problems or prevent you from fairly and impartially discharging your duties as an appointee of the Board of Commissioners? Yes _____ No x _____ If yes, please explain:

I understand that any situation which may arise to cause conflict of interest may create serious ethical or legal implications if appropriate discretion is not exercised or responsible action is not taken.

I understand this application is public record and I certify that the facts contained in this application are true and correct to the best of my knowledge. I authorize and consent to background checks and to the investigation and verification of all statements contained herein as deemed appropriate. I further authorize all information concerning my qualifications to be investigated and release all parties from all liability for any damages that may result from this investigation. I understand and agree that any misstatement may be cause for my removal from any Board/Commission/Committee. I understand regular attendance to any Board/Commission/Committee is important and, accordingly, I further understand that if my attendance is less than the standards established for any such body that this is cause for removal. Lacking any written standards for attendance by any Board/Commission/Committee it is expected that I will attend at least 75% of all meetings during any one calendar year to maintain my seat on any Board/Commission/Committee to which I may be appointed. This form will remain on file in the Office of the Clerk and requests for updates will be sought prior to any consideration for reappointment (or future appointment) to any Board/Commission/Committee.

Signature:  Date: 4/3/2014

Form is invalid if not signed and dated.

Return completed form to:

Kelly H. Grissom
County Commissioners' Office
122 Young Street, Suite B
Henderson, NC 27536
Phone: (252)738-2003 Fax: (252) 738-2039