

AGENDA
VANCE COUNTY BOARD OF COMMISSIONERS
August 4, 2014

- | | | | |
|------------|--|------------------|---|
| | Invocation | | Rev. Joseph Ratliff, Pastor
Shiloh Baptist Church |
| 1. | Public Hearing | 6:00 p.m. | Will Brooks, Council of Governments
Comprehensive Recreation Plan |
| 2. | Appointment | 6:15 p.m. | Stelfanie Williams, VGCC
Activities Update |
| 3. | Appointment | 6:30 p.m. | Turner Pride, Cooperative Extension
Introduction of NCACC 4-H Rep. |
| 4. | Public Comments (for those registered to speak by 5:45 p.m. - speakers are limited to five minutes) | | |
| 5. | <u>Water District Board</u> | | |
| | a. Water Planning Committee Report | | |
| 6. | <u>Committee Reports and Recommendations</u> | | |
| | a. Human Resources Committee | | |
| | b. County Line Project Committee | | |
| 7. | <u>County Attorney's Report</u> | | |
| | a. REO Properties | | |
| 8. | <u>Finance Director's Report</u> | | |
| | a. Surplus Equipment | | |
| 9. | <u>County Manager's Report</u> | | |
| | a. NCACC Legislative Goals Process | | |
| | b. September Meeting Date Change | | |
| 10. | <u>Consent Agenda Items</u> | | |
| | a. Tax Refunds and Releases | | |
| | b. Ambulance Charge-Offs | | |
| | c. Monthly Reports | | |
| | d. Minutes | | |
| 11. | <u>Closed Session</u> | | |
| | a. Economic Development Project | | |
| | b. Legal Matter | | |

AGENDA APPOINTMENT FORM

August 4, 2014

Name: Will Brooks

Name of Organization: Council of Governments

Purpose of appearance: Present Comprehensive Recreation Plan

Request of Board: Approve Report

AGENDA APPOINTMENT FORM

August 4, 2014

Name: Stelfanie Williams

Name of Organization: Vance Granville Community College

Purpose of appearance: Provide Activities Update

Request of Board: No request

AGENDA APPOINTMENT FORM

August 4, 2014

Name: Turner Pride

Name of Organization: Cooperative Extension

Purpose of appearance: Introduction of NCACC 4-H Representative

Request of Board: No request

Water District Board

Vance County Water Committee Report August 4, 2014

Water Planning Committee

This committee met on July 31, 2014 and completed a review of the monthly construction and operations reports, considered 3 refund/appeal requests, reviewed the established base fee as requested by Chairperson Brown and reviewed/discussed a report provided by the engineer on the Rock Mill Road directional bore.

- (1) **Monthly Construction and Operations Reports (Phase 1A & 2A/2B).** As requested by the full board the committee has reviewed and fully discussed the reports with the engineers and Envirolink. The committee discussed the ongoing work on Aycock Road and highlighted areas of concern for the engineer. The committee in reviewing the operations report, made a request that the customer payment policies be provided on the county website. *For information only.*
- (2) **Refund/Appeal Requests.** The committee reviewed 2 requests for releases from wet tap water agreements (Mr. Wesley and Mr. Roberson) and 1 request for a bill adjustment (Ms. Hicks). (See included appeal summaries). The committee also determined that the current process of reviewing appeals by the committee and approval by the full board was adequate for the time being.
 - **Mr. Wesley Appeal:** *The request by Mr. Wesley was recommended for denial.* While very sympathetic to his situation, the committee felt that Mr. Wesley's request would open up additional similar requests for funds that are owed to the water district and would put the board in a difficult situation of reviewing financial and medical records. It was determined that Envirolink would work with the individual property owner on payment arrangements within the limitations of the current policy.
 - **Mr. Roberson Appeal:** *The request by Mr. Roberson was recommended for denial.* It was determined that no additional base bills would be sent to Mr. Roberson as long as the property remains in bankruptcy, however releasing the agreement would have the negative impact of releasing the property from any future obligations.
 - **Ms. Hicks Appeal:** *The committee tabled the request* and requested staff to develop a leak policy that would be reviewed by the committee and then by the full board at next month's meeting.

Recommendation: Deny the request by Mr. Wesley to be released from his water agreement. Deny the request by Mr. Roberson to be released from his water agreement.

- (3) **Review of the established base fee.** This item was previously reviewed by the committee in April 2014. After careful deliberation and a discussion of the fairness between lowering the base rate and shifting the burden of the reduction to all property owners in the county, the committee decided that the base fee should

remain at \$30 per month. If the monthly base fee is reduced to \$20 for everyone, it would have an adverse impact of about \$117,000 per year. The board also discussed its desire to have the attorney and staff draft a letter of explanation regarding the base fee with the intention to inform and to gain additional customers for the water system. *For information only.*

- (4) **Rock Mill Road Bore Report.** The committee reviewed a report and analysis by the engineer comparing the Rock Mill Road bore to the other bores completed in phase 1A. The engineer explained that the price paid for the Rock Mill Road directional bore was well within what could have been reasonably anticipated and expected regardless of whether the line was installed as designed or as it was actually installed. The board discussed continuing future liabilities due to the shift in location of the line and determined it best for staff and the attorney to discuss with the contractor in order to correct the bore location or to have a bond provided to protect the county's future liability interests. *For information only.*

July 29, 2014

Mr. Jordan McMillen, Deputy County Manager
Vance County
156 Church Street, Suite 3
Henderson, NC 27536

RE: Vance County
Phase I Contracts I & II
Status Report

Dear Mr. McMillen:

Status Report

The construction crew has been working to make the Aycock Road to Stewart Farm Road tie in all this month. The weather, along with the rock being encountered, has played a factor with their progress. Rainfall, depending on the amount, can cause excessive runoff which in turn prevents the crew from working. However, construction should be completed with another week of work.

The contractor has provided pricing for installing additional water main along Rock Mill Road, and Ridgecrest Lane as requested. The prices provided are extremely close to exceeding the remaining funds available. However, once the Aycock Road tie in is complete and the amount of rock removal there determined, along with a more definitive number of taps to be installed, the length of water main along Rock Mill Road can be adjusted to match available funding.

Should you have any questions or concerns, or need additional information, please contact me by cell phone or email at your convenience.

Sincerely,
HOBBS UPCHURCH ASSOCIATES



Tony Patnode, PE



Engineering
Landscape Architecture
Planning

Vance County Water District
Status Update
August 4, 2014

Phase 2A

Contracts 1 & 2 - To date the Contractor (Hawley Construction) has completed the installation of the contracted water mains. Approximately 95% of the testing is also complete. The Contractor is actively working on installing the water service connections and those are approximately 50% completed. The contractor is also working on general clean up of the site, addressing complaints and preparing the site for a final inspection. One issue that is still incomplete is the directional bore on the southern end of Hicksboro Road. The bore is still not completed and subsequent connections to the water main are not complete either. We have asked the contractor to provide an alternative method for making this crossing. The booster pump station is expected to be complete by the end of August with final testing and start-up to take place in early September.

Phase 2B

Contract 1 - To date the Contractor (Gaines and Company) has completed the installation of the contracted water mains. Testing is mostly complete and still ongoing. The contractor is currently working on final clean-up and will begin installing services within the next two weeks.

Contract 3 – Tank – The Tank has been erected and awaiting paint crews to arrive. We have inquired on numerous occasions as to the schedule. (as of 7-29-14 sent email relaying liquidated damages will be in force should the schedule not be met).

General:

Design of the additional water mains as approved by the BOC is ongoing and we intend to make a submittal to regulatory agencies by mid-September.



**July 30, 2014 REPORT
VANCE COUNTY WATER DISTRICT
VANCE COUNTY, NORTH CAROLINA**

<u>Operations Highlights:</u>	<u>Year-to Date (July 02)</u>	<u>July 2014 (July 02 – July 30)</u>
Work Order Completions:		
Flush Lines	12	2
Set Meters	300	20
Locate Lines	51	34
Odor In Water	1	0
Check Usage / Leaks	32	12
Replace Meter Lid	2	1
Low pressure/No Water	9	0
Water Main Break	1	1
Distribute Boil Water Notices	9	0
Distribute Rescind Notices	9	0
Move in / move out	10	2
Phase 1 and 2 construction responses:	57	11
Satellite Office Activity:		
Information requests	69	16
Bill pays	189	81
Applications received	72	13
Water line repairs	1	1

Billing Summaries

April Billing 03/04/2014 through 04/04/2014

513 Total bills of which 216 were metered services

Gallons billed 686,150 Average usage 3,177 gallons x .00719=22.84 + 30.00 Base = \$52.84

May Billing 04/04/2014 through 05/04/2014

501 Total bills of which 247 were metered services

Gallons billed 903,100 Average usage 3,177 gallons x .00719 = \$26.21 plus \$30 base = \$56.21 May

June Billing 05/04/2014 through 06/06/2014

538 Total bills of which 286 were metered services

Gallons billed 1,064,760 Average usage 3,723 gallons x .00719 = \$26.77 plus \$30 base = \$ \$56.77

July Billing 06/07/2014 through 07/07/2014

539 Total bills of which 311 were metered services

Gallons billed 1,036,310 Average usage 3,332 gallons @ .00719 = \$23.95 plus \$30 base = \$53.95

EnviroLink, Inc. issued customer late fee notice in July. Customer disconnection letters will be compiled on 08/04/2014, customers will have ten business days to pay or set up payment arrangements. Past due metered services will be shut off on Monday August 18. The majority of the past due accounts are availability fee customers. The report information will be available August 4th. Customer payment report information will be included in the September 2014 operations report.



July 30, 2014

Vance County Water District
122 Young Street Suite B
Henderson, NC 27536

Vance County Water District Committee,

The attached requests have been submitted for adjustment or release of water service obligation.

<input type="radio"/> Approve
<input type="radio"/> Deny

Mr. Jackson Wesley is requesting release from his agreement with the Vance County Water District due to illness. Mr. Wesley has been going through a significant and extended illness that has had an unforeseen financial impact. *Staff recommendation: Staff is not able to recommend approval of the appeal as the current policy does not allow the release due to financial hardships or medical conditions.*

<input type="radio"/> Approve
<input type="radio"/> Deny

Mr. Clinton Roberson is requesting to be released from his agreement with the Vance County Water District due to relocating three years ago. Mr. Roberson states he previously requested to be released from his commitment for water service, there is no documentation attached. He has stated he has not lived in the house for three years and it is in the foreclosure process. *Staff recommendation: Based on the signing of the water agreement for this property, staff recommends denial of this request.*

<input type="radio"/> Approve
<input type="radio"/> Deny

Ms. Florence Hicks is requesting an adjustment to her first bill dated 5/5/2014 for usage. Her usage was high at 12,210 gallons, her usage the following month was 1,960 gallons. She lives alone and travelled during the billing cycle. Envirolink has completed a meter check and leak checks. The meter is working properly and no leaks have been detected. *Staff recommendation: Based on the fact that the meter is operating properly, staff recommends denial of this request.*

July 29, 2014

**Vance County
Phase I – Contracts I and II
Analysis of Directional Bores**

HG Reynolds is the general contractor for the Vance County Water System, Phase I Contracts I & II. HG Reynolds subcontracted directional bores to Hi-Tech, Inc. There was a line break on the section of 14" HDPE pipe that was installed by directional boring on Rock Mill Road. Based on the location of the line break, the line appeared to be in a location different than the plans and specifications identified. Thus, an investigation was initiated to determine where the line is located. James Thomas with Hi-Tech, Inc. was contacted and boring logs were forwarded as requested, along with other information and sketches on all directional bores installed by them. Based on the information provided, the Rock Mill Road directional bore is the only one installed significantly different than called for in the plans.

The directional bore along Rock Mill Road was installed different than specified in the plans, and without authorization from the County, Hobbs Upchurch Associates, or anyone else. It is over the large sectional concrete box culvert instead of under the creek bed on the east side of the culvert as designed. It averages approximately eight (8) feet deep, and one (1) foot behind the steel guard rail.

Analysis

The Schedule of Bid items on this project required contractors to bid a lump sum price for each directional bore. There have been six (6) directional bores to date in this project, one (1) on Contract I, and five (5) on Contract II. Of the six (6) directional bores, five (5) were 10" HDPE pipe and one (1) was 14" HDPE pipe. One (1) directional bore was added when additional water main was installed along Stewart Farm Road.

The directional bores are as follows:

Contract I

Carver School Road – 220' 10" HDPE - \$89,827.00 - \$408.30/ft

Contract II

Stewart Farm Road (near Aycock Road) – 142' 10' HDPE - \$59,884.00 - \$421.72/ft

Stewart Farm Road (Cokesbury Road end) – 133' 10" HDPE - \$78,092.00 - \$587.16/ft

Vicksboro Road (near Hamp Faulkner Road) - 450' 10" HDPE - \$164,682.00 - \$365.90/ft

Vicksboro Road (past Hamilton Lane) – 342' 10" HDPE - \$134,845.00 – \$394.28/ft

Rock Mill Road - \$356' 14" HDPE - \$233,758.00 - \$656.62/ft

The lump sum prices on each of the 10" HDPE directional bores when broken down to a per foot cost range from a low of \$365.96 to a high of \$587.16 per foot. Factors that contribute to this variation in price between bores include accessibility, soil conditions, mobilization, etc. The average of these costs is \$435.48 for 10" HDPE. The cost of the Rock Mill Road 14" HDPE is \$656.62/ft. Since the cross sectional area of 14" HDPE is 153.94 square inches, versus 78.54 square inches for 10" HDPE, (nearly twice the area), it is a reasonable extrapolation that the directional bore would cost more than a comparable 10" directional bore to accommodate the increase in cross sectional area.

The price for the 14" HDPE directional bore was \$656.62/ft as outline above. The average of all the 10" HDPE directional bores was \$435.48/ft. The 14" installed price is 1.51 times as much as the average 10" installed price. The cross sectional area of the 14" is 153.94 square inches. The cross sectional area of the 10" is 78.54 square inches. The cross sectional area of the 14" is 1.96 times the cross sectional area of the 10". Thus, the price paid for the Rock Mill Road directional bore is well within what could have been reasonably anticipated and expected regardless of location.

There are benefits and liabilities for both locations of the Rock Mill Road directional bore. A line break in the current location can be repaired. A line break in the designed location within the Tar Pam buffer could not be repaired, another directional bore would be required. While NC DOT does not have any planned modifications to the box culvert, there could be in the future. Depending on the type of work that NC DOT does at this location, such as replacement of the culvert with a bridge, there could be conflict with both the current location and the designed location.

HOBBS UPCHURCH ASSOCIATES



Tony Patnode, PE

*Committee Reports
and Recommendations*

Vance County

Committee Reports and Recommendations

August 4, 2014

Human Resources Committee

Position Vacancies. (A) Social Services has a position vacancy for *Social Worker II*. This is a Child Care/Emergency Intake position with an ongoing caseload of 150 clients. The worker ensures clients' needs are met in a timely manner by conducting assessments, reviews, and answer client/provider phone calls while guaranteeing program requirements are met. (B) The Emergency Operations Department has *two* position vacancies for *Telecommunicators*. Both positions are critical to the department's ability to adequately process calls from the public and handle the call volume from the public safety agencies. (C) Fire and EMS has a position vacancy for *Paramedic I*. This position is necessary for the department's minimum six full-time EMS personnel per shift to staff three EMS units. (D) The Finance Department has a position vacancy for a *Finance Technician*. The person in this position performs a variety of tasks in the maintenance of financial and accounts payable records. **Committee Recommendation:** *Authorize the filling of the vacant positions as requested.*

County Line Project Committee

This committee met on Tuesday, July 22 with representatives from Granville County to discuss our mutual county boundary. Granville officials acknowledged that they have similar issues with other immediately adjacent counties. They indicated that they were going to initiate a process similar to the one that Vance and Granville are using with Franklin County. The most pressing issue to be addressed is that of voter registration lines along the border, which must be resolved by the two county boards of elections prior to the November general election. (Kevin Kilgore, Chairman of the Vance County Board of Elections and Faye Gill, Elections Director, have indicated that they intend to use the same voter registration lines that are currently in place for the November election.) This committee will meet again in the near future to further address the issue of resolution of the location(s) of the county lines.

*County Attorney's
Report*

**RESOLUTION ACCEPTING BID FOR
COUNTY OWNED REAL PROPERTY**

WHEREAS, the Vance County Board of County Commissioners received an offer for the purchase and sale of County owned real property, which is more particularly described below:

777 Parkway Drive, Henderson, North Carolina 27536, Vance County Tax Department Parcel Number 0104-02015.

WHEREAS, pursuant to NCGS 160A-269, a notice was published in the *Daily Dispatch* on July 10, 2014, stating that said offer had been received and that any person wishing to submit an upset bid should do so within 10 days; and

WHEREAS, no upset bids were received within the statutorily prescribed time period;

THEREFORE, BE IT RESOLVED by the Vance County Board of Commissioners, pursuant to NCGS 160A-269 that:

The bid submitted by *Virginia Springs* in the amount of **\$750.00** subject to the terms and conditions contained in the submitted bid, attached hereto as Exhibit "A", is hereby accepted for the property described herein and the Board's Chairperson shall execute the documents necessary to complete the transfer of title to such property.

Adopted this the 4th day of August, 2014.

Deborah F. Brown, Chairperson
Vance County Board of Commissioners

ATTEST:

Kelly H. Grissom, Clerk to the Board

**RESOLUTION AUTHORIZING UPSET BID PROCESS
FOR SALE OF REAL PROPERTY
306 Main Street, Henderson, NC 27536**

WHEREAS, Vance County owns certain real property with an address of **306 Main Street, Henderson, North Carolina**, and more particularly described by the Vance County Tax Department as Parcel Number **0061-05019**; and,

WHEREAS, North Carolina General Statute §160A-269 permits the county to sell real property by upset bid, after receipt of an offer for the property; and,

WHEREAS, the County has received an offer to purchase the real property described herein above in the amount of **\$750.00** subject to the terms and conditions as included in the submitted offer to purchase bid, submitted by **Roger M. Silva**; and,

WHEREAS, **Roger M. Silva** has paid the required deposit in the amount of **\$750.00** with his offer.

THEREFORE, THE VANCE COUNTY BOARD OF COMMISSIONERS RESOLVES THAT:

1. The Board of County Commissioners declares the real property described above surplus and authorizes its sale through the upset bid procedure of North Carolina General Statute §160A-269, after the City of Henderson agrees to convey their interest as well.

2. A notice of the proposed sale shall be published which shall describe the property and the amount of the offer and shall require any upset offer be subject to the same terms and conditions as contained therein except for the purchase price.

3. Any person may submit an upset bid to the Clerk to the Board of County Commissioners within 10 days after the notice of sale is published. Once a qualifying higher bid has been received, that bid will become the new offer.

4. If a qualifying upset bid is received, a new notice of upset bid shall be published, and shall continue to do so until a 10-day period has passed without any qualifying upset bid having been received. At that time, the amount of the final high bid shall be reported to the Board of County Commissioners.

5. A qualifying higher bid is one that raises the existing offer by the greater of \$750 or ten percent (10%) of the first \$1,000.00 of that offer and five percent (5%) of the remainder of the offer and is subject to the same terms and conditions of the previous bid.

6. A qualifying higher bid must also be accompanied by a deposit in the amount of the greater of \$750 or five percent (5%) of the bid, which may be made by cash, cashier's check

or certified funds. The County will return the deposit of any bid not accepted and will return the bid of an offer subject to upset if a qualifying higher bid is received.

7. The terms of the final sale are that the Board of County Commissioners must approve the final high offer before the sale is closed and the buyer must pay with certified funds or wire transfer the bid amount and any other amounts as required pursuant to the terms and conditions of the bid at the time of closing, which shall be no later than 30 days following the approval by this Board of the final bid. The real property is sold in its current condition, as is, and the County gives no warranty with respect to the usability of the real property or title. Title will be delivered at closing by a **Non Warranty Deed**, subject to exceptions for ad valorem taxes, assessments, zoning regulations, restrictive covenants, street easements, rights of others in possession and any other encumbrances of record. Buyer shall pay for preparation and recording of the Deed and revenue stamps.

8. The County reserves the right to withdraw the property from sale at any time before the final high bid is accepted **and the right to reject all bids at any time.**

9. If no qualifying upset bid is received, the Board of County Commissioners will accept or reject the bid submitted within 60 days after the close of the 10-day upset period.

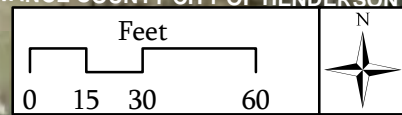
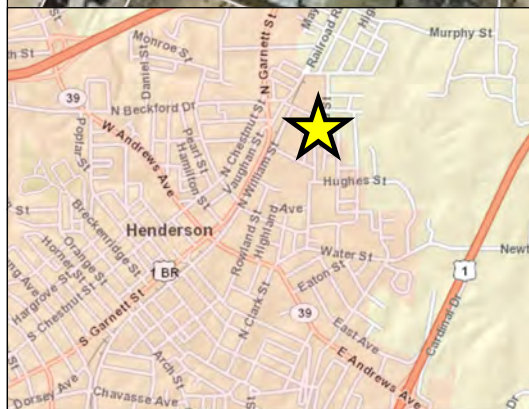
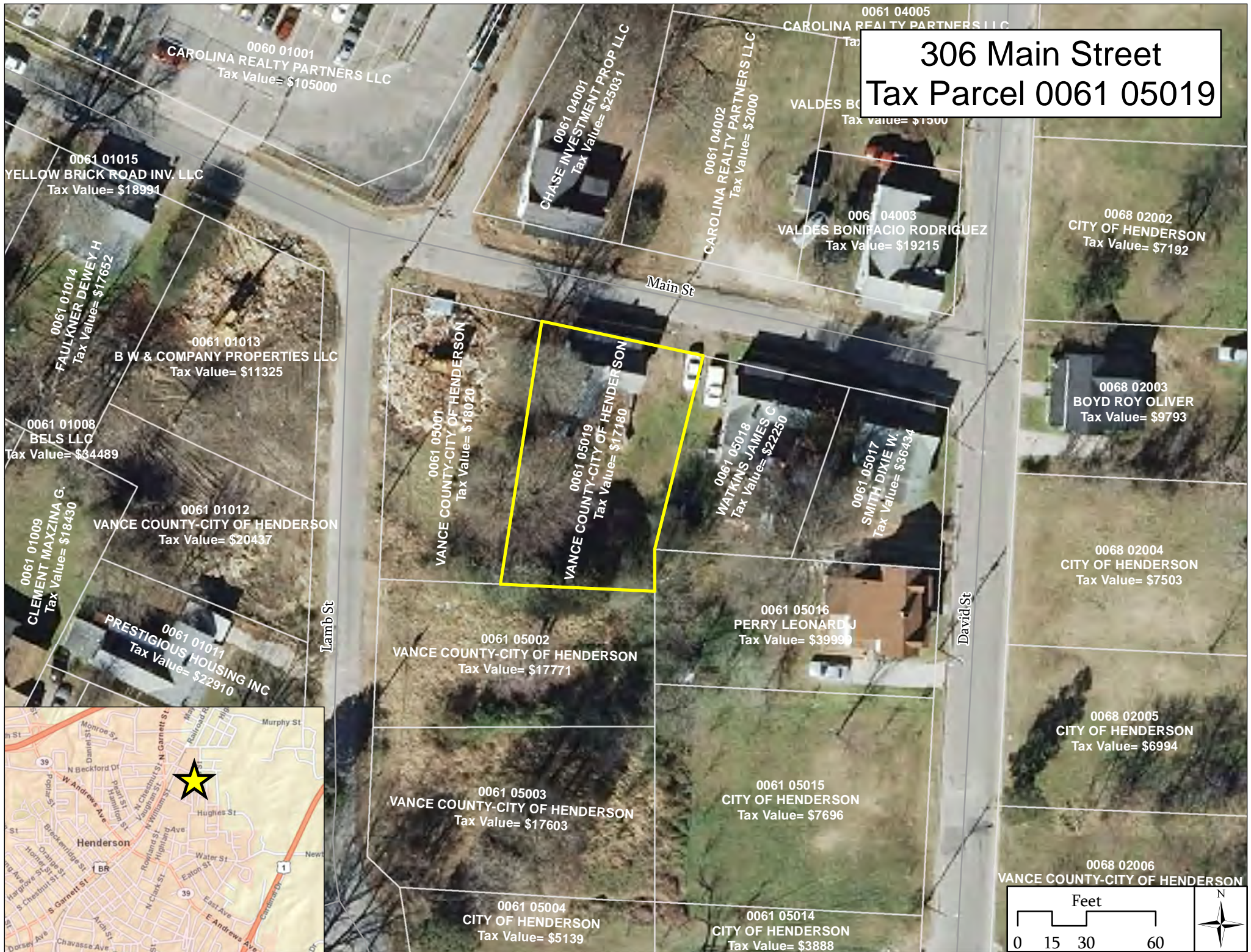
This the 4th day of August, 2014.

Deborah F. Brown, Chairperson
Vance County Board of Commissioners

ATTEST:

Kelly H. Grissom, Clerk to the Board

306 Main Street Tax Parcel 0061 05019



*Finance Director's
Report*

County of Vance
Disposal of Surplus Personal Property

The Finance Director requests to dispose of the following surplus personal property owned by the County of Vance:

<u>Make</u>	<u>Model</u>	<u>VIN</u>	<u>Department</u>	<u>Condition</u>
2008 Ford	Crown Victoria	2FAFP71V48X164248	DSS	Will not run, needs transmission


<u>Make</u>	<u>Model</u>	<u>Description</u>	<u>Department</u>	<u>Condition</u>
		Token Ring Network Hub	Tax	Obsolete
		Token Ring Network Hub	Tax	Obsolete
		Battery Backup Unit	Tax	Broken
		Battery Backup Unit	Tax	Broken
		AT Keyboard	Tax	Obsolete
		AT Keyboard	Tax	Obsolete
		AT Keyboard	Tax	Obsolete
		CRT Monitor	Tax	Obsolete
		Adding Machine	Tax	Broken
		Nortel Phone	Tax	Obsolete

*County Manager's
Report*

Vance County
County Manager's Report to the Board
August 4, 2014

A. NCACC Legislative Goals Process. The North Carolina Association of County Commissioners is beginning its legislative goals development process for the upcoming sessions of the North Carolina General Assembly and has set a deadline of September 19 for legislative goals to be submitted from the counties. The enclosed information outlines the process. If the Board of Commissioners wishes to identify legislative goals to send to NCACC, there is adequate time to do so. *Recommendation: Determine if there are goals and direct the appropriate committee and/or staff to prepare them for the September Board meeting.*

B. September Meeting Date Change. The Board of Commissioners' next regular meeting date is September 1st, which is Labor Day. The Board needs to determine whether it prefers to meet on the following day, September 2nd, or on the next Monday, September 8th. If the meeting is not held on the date following the holiday (Sept. 2), a resolution is necessary to reset the date. *Recommendation: This is at the Board's option.*



N O R T H C A R O L I N A
A S S O C I A T I O N O F C O U N T Y C O M M I S S I O N E R S

JUL 3 1 2014

TO: Commissioners, County Managers, Clerks and Affiliate Organization Presidents
FROM: David F. Thompson, Executive Director
DATE: July 1, 2014
RE: NCACC Legislative Goals Process

It is time to begin the NCACC legislative goals development process for the 2015-16 biennium and we are inviting all counties to submit their legislative proposals to the Association. The NCACC goal setting process is open, inclusive and deliberative and is designed to give all 100 counties a voice in developing the Association's legislative agenda.

Before each biennial session of the General Assembly counties submit their proposals to the Association and then commissioners from all across the state review, debate and ultimately approve a comprehensive goals package. When working on legislation that may impact counties, policy makers appreciate that all 100 counties have had an opportunity to be involved in our process. A significant value of the Association is being able to speak with one voice representing all 100 counties. This process allows us to have that impact.

Discussion by your Board of potential goals and receipt of your proposals is critical to the success of our process. Attached is a form for submittal of 2015-16 legislative goals proposals.

When submitting your goals, please keep in mind the following:

- Complete the accompanying goal proposal form.
- Goals may be submitted in any of the following formats: a resolution approved by the Board of Commissioners, a letter from the Chairman of the Board on behalf of the entire board, or by letter from an affiliate organization.
- Proposed goals received on or before September 19 will be referred to the appropriate steering committee for review and consideration.

Included in this package is the 2014 NCACC Legislative Goals Handbook. This handbook includes information about rules, procedures and guidelines for the legislative goals adoption process. Please note the following schedule for your planning purposes:

Legislative goals development timeline

- Sept. 19, 2014 Goals submission deadline
- Sept. - Oct. Steering committees review goals
- November Legislative Goals Committee meets
- December Board of Directors reviews and finalizes recommendations
- January 15-16, 2015 Legislative Goals Conference, membership approval of goals

If you have any questions, please do not hesitate to contact me or Johanna Reese, NCACC Director of Government Relations.

100 Counties



One State

2015-16 biennium

LEGISLATIVE GOALS PROPOSAL FORM

All proposals due to NCACC by Sept. 19, 2014

Mail to: NCACC, Attn. Johanna Reese, 215 N. Dawson St., Raleigh, NC 27603;

E-mail form and documentation to: ncacc@ncacc.org

Fax to: (919) 733-1065

You may attach additional documentation that supports or explains the goal in further detail. Each form must be accompanied by at least one of the following:

- An adopted resolution by the Board of Commissioners;
- A letter from the Board Chairman on behalf of the Board;
- A letter from the president of an affiliate organization;

Date:

Name of county:

Name and title of person submitting goal:

Phone: _____

E-mail: _____

Goal title: _____

Goal description (what is the problem being addressed?):

County staff contact if other than submitter:

Legislative Goals Timeline

Sept. 19: Deadline for submission of proposals

September/October – Steering Committees review goals

November: Legislative Goals Committee review steering committee recommendations

December: Board of Directors finalizes package to be presented to full membership.

Jan. 14-15, 2015: Membership adopts goals at Legislative Goals Conference in Moore County.

Select Steering Committee(s)

You may choose more than one

Agriculture

Environment

General Government

Health & Human Services

Justice & Public Safety

Public Education

Tax & Finance

You may also submit goals online – please visit

<http://www.ncacc.org/submitgoal>



LEGISLATIVE GOALS HANDBOOK

FALL 2014

THIRD EDITION

THE NCACC LEGISLATIVE GOALS PROCESS

Mission Statement

The Association's Legislative Goals process is thoughtful, deliberative, inclusive and fair. The investment of time and energy, and value of full discourse, strengthens our Association as we navigate the legislative currents. The process is designed to create an informed grassroots organization and to build a cohesiveness of purpose within the organization that, in turn, grants a degree of credibility to the Association that is unique. All counties and all county officials are invited and encouraged to participate in the Legislative Goals process.

CONTENTS

This handbook is intended to offer the reader an overview and guidance about the rules and processes used to develop the legislative agenda of the North Carolina Association of County Commissioners. Information is presented in a format that tracks the chronological course of action for the goals adoption process.

Page 6	Background & 2015- 2016 Timeline
Page 7	Stage 1 - Seeking Goal Proposals
Page 8	Stage 2 - Steering Committee Review
Page 10	Stage 3 - Legislative Goals Committee
Page 11	Stage 4 - Board of Directors Consideration
Page 12	Stage 5 - Legislative Goals Conference
Page 14	Guidance Outside of Legislative Goals Process

Background and 2015-16 Timeline

Every two years, in the months preceding a long session of the General Assembly, the North Carolina Association of County Commissioners engages in a process to determine the legislative goals it should seek in the best interest of the counties. The process is thorough, deliberative, and time intensive. It is designed to allow for input from as many county commissioners and other county officials as possible. By maximizing participation from so many of the organization's members, it is possible to reach agreement on goals that are important to all members of this diverse organization.

The NCACC goals-setting process begins in July of each even-numbered year and consists of five stages. These stages are described in detail in this handbook.

Below is the recommended timeline for the 2015-16 legislative goals process:

Legislative Goals Process Timeline	
When	What
July - September	Submission of county goal proposals
September - October	Steering committees review goals
November 18,19, 20	Legislative Goals Committee reviews steering committee recommendations, approves package of goals for Board of Directors
December	Board of Directors finalizes package to be presented to full membership
January 15-16, 2015	Membership adopts goals at Legislative Goals Conference

Stage 1 - Seeking Proposed Goals (July - September)

The Association's goals-setting process begins with an effort to elicit proposals that members think should be part of the county legislative "package" for the upcoming legislative biennium. Through CountyLines, e-mail communications and other means, the Association solicits proposals from county boards of commissioners. Suggested goals can be submitted via adopted resolutions from full boards, from the Board Chairmen via letter on behalf of the full boards, and from affiliate and related county organizations (which are groups of county officials/staff organized by function) via a letter from those organizations' presidents.

Presently, the following organizations are included as Affiliate and Related organizations:

Affiliates

- Association of North Carolina Boards of Health
- Human Resources Directors' Association of North Carolina Counties
- N.C. Association of Assessing Officers
- N.C. Association of County Boards of Social Services
- N.C. Association of County Attorneys
- N.C. Association of County Clerks to the Board
- N.C. Association of County Directors of Social Services
- N.C. Association of County Finance Officers
- N.C. Association of Emergency Medical Services Administrators (NCAEMSA)
- N.C. Association of Local Health Directors
- N.C. Association of Registers of Deeds
- N.C. Tax Collectors' Association

Related Organizations

- NCACC Board of Trustees
- Joint Regional Forum
- N.C. City/County Managers Association
- N.C. Association of County Department of Social Services Attorneys

The Association intentionally casts a wide net to encourage inclusiveness and full membership participation. Discussion and action on proposed goals by full boards of commissioners is requested because this interaction contributes to the deliberative process and builds consensus.

Counties are provided a form on which to submit proposed goals. This streamlines the internal processing of proposals. Forms can be requested by contacting the Association office or can be accessed on the NCACC website at www.ncacc.org. A sample form is included in the Appendix of this handbook. Goals may also be submitted via the NCACC website.

Stage 2 - Steering Committee Review (September – October)

The Steering Committee Review is the first step in our legislative goals development process. The Association has seven Steering Committees, organized by subject matter. These are permanent, standing committees. Membership on the Steering Committees is open to any county official – elected, appointed or administrative; chairs are appointed by the Association President following each annual conference. The Steering Committees are:

- Agriculture
- Environment
- General Government
- Health and Human Services
- Justice and Public Safety
- Public Education
- Taxation and Finance

Proposed goals are sorted according to subject matter by NCACC staff and referred to the appropriate Steering Committees for review. A goal may be assigned to a “lead” steering committee that will take action on the goal, but the same goal may also be assigned to a secondary steering committee for the purpose of receiving “comments only.” The intent of this process is to allow for the issues raised in a proposed goal that may bridge two or more subject matter areas, to receive greater review and opportunity for committee input. The comments will be sent to the Legislative Goals Committee for their review. Steering Committees may hear from county officials who submit goal proposals and also may review staff research and analysis. The participation of county staff on Steering Committees provides professional expertise that can be critically important when Steering Committees deliberate. Though staff expertise is critical, particularly at this early stage, as the goals-setting process moves forward elected county commissioners will ultimately decide the legislative goals package.

During the goal-setting process the steering committee members are asked to make specific recommendations and take action on each submitted goal. Committee actions include, but are not limited to:

- Favorable – A goal is approved to send to the Legislative Goals Committee for further discussion and consideration.
- Amend – The committee may revise or amend a proposal.
- Unfavorable – The committee declines to send the goal forward.
- Forward Without Prejudice – The Committee has no opinion on the proposal, but wants the Legislative Goals Committee to consider it.
- Needs Further Study – The Committee has insufficient information to make an informed decision and requests that the sponsors either do further research or bring back answers to particular questions at a later date.

In addition to considering proposed goals submitted by counties and partner organizations, the Steering Committees review goals from the previous legislative session to determine whether they are still relevant and should be continued. The committees are also

empowered to develop their own suggested goals when needed. Each committee submits its proposed goals to the Legislative Goals Committee.

Guiding Principles Review

The Steering Committees also review the Association's subject area guiding principles. The guiding principles are general declarations of ongoing positions that give guidance on broad policy objectives, such as "no mandates without funding." These statements also guide the staff in dealing with unanticipated issues that arise in the legislative context or that affect the counties in other ways, as with proposed administrative rules and regulations or state agency policies.

Because the Steering Committees are ongoing and have broad member participation, they are a critical first step in the Legislative Goals development process. The committees meet quarterly and are available to review legislation during the legislative session; they are used to guide unanticipated legislative action and to recommend any actions that might be advisable to the NCACC Board of Directors for formal consideration and action. This issue is described in greater detail in a later section included in this handbook.

Stage 3 - Legislative Goals Committee (November)

The Legislative Goals Committee is a non-standing committee. The committee membership is traditionally no more than 35 members. It is newly appointed every two years and meets as needed. Members are selected to assure balance with respect to political affiliation, county population, race, gender and other demographic characteristics. Two co-chairs, a Republican and a Democrat, are appointed by the NCACC President to lead the Legislative Goals Committee.

The members of the Legislative Goals Committee include:

- Legislative Goals Committee Chairs
- Steering Committee Chairs
- The NCACC Board of Trustees Chair or their designee
- An elected commissioner from each of the Association's 18 districts
- Other members as appointed by the President.

The Legislative Goals Committee reviews the recommendations of the Steering Committees. Steering Committee chairs present their committees' recommendations and relay the committee discussion regarding each proposal. The county officials who want to advocate for their proposals are allowed to make presentations to the Legislative Goals Committee. The committee may also review research and analysis related to the proposals provided by NCACC staff.

The Legislative Goals Committee may and is encouraged to narrow the list of proposals; it also reconciles conflicts or duplication between steering committee recommendations, and prioritizes its recommendations. The Goals Committee may rank goals in a priority order and may also select a limited number of priority goals to assist in focusing the Association's legislative efforts. The proposals and guiding principles are then submitted to the Board of Directors for consideration.

Core Values Statement Review

The Goals committee is also charged with reviewing the Association's core value statement. This statement provides fundamental policy guidance with regard to the Association's advocacy efforts. The Goals committee may review, evaluate and make suggested changes to periodically update these core values to recognize changing advocacy environments. The Committee shall include the core values statement along with its recommendations to the Board of Directors for inclusion in the goals package to be presented to the full membership.

Stage 4 - Board of Directors (December)

As the Association's goal-setting process moves forward, the elected county commissioners become more involved in the decision-making process. The Board of Directors is almost exclusively elected commissioners, with the one exception of a non-voting county manager.

At its December meeting, the Board reviews the recommendations of the Legislative Goals Committee. As at earlier stages of the process, the Board may hear presentations, review research and analysis, add, delete or amend proposals, the core values and guiding principles statement.

The Board gives final approval to a package of goals proposals, Association core values, and guiding principles that are to be voted on by the full membership at the Legislative Goals Conference in January. By taking this action in December, the individual county boards of commissioners have time and opportunity for a full review prior to the conference.

Stage 5 - Legislative Goals Conference (Jan. 15-16, 2015)

The final stage of the Association's Legislative Goals process is the Legislative Goals Conference, to which all Association members are invited. Historically, more than 85 counties are represented, exemplifying an outstanding degree of interest and participation. The conference is spread over a day and a half, assuring time for thorough discussion, deliberation and debate. In recognition of the need to involve newly elected commissioners in the process, the Board appoints a Screening Committee to receive any new proposals that have not been through the development process by this stage. This process is discussed in greater detail below.

The goals conference is conducted according to rules designed to encourage participation, to provide a balance between inclusiveness and respect for the process and efforts of the committees and the Board up to this point. In the past, the conference started with a pre-lunch nonvoting discussion of the proposed goals. This allows commissioners not previously involved in the deliberations, particularly newly elected commissioners, to familiarize themselves with the issues. Goals Committee Chairs, Steering Committee Chairs, and NCACC staff review the proposed goals and answer questions raised by attendees.

A luncheon is held for attendees and a guest speaker (usually an elected state leader) will address the membership regarding the current state of the legislative climate.

After the lunch program, the conference officially is convened by the Association President. It is recommended that the voting process be reviewed with voting delegates in advance of official voting.

Goals Voting Process and Procedures

- Prior to the conference:
 - The NCACC staff shall coordinate with the President, the Goals Chairs and the Parliamentarian to review the voting process and procedures.
 - Every member county appoints a voting delegate. A letter requesting notification of the county's voting delegate shall be sent from the Association to each county.
- At the conference:
 - There shall be a process by which voting delegates register to obtain appropriate voting credentials.
 - Every county in attendance has one vote. The voting delegate can be any county official, including non-elected officials, and a county may choose an alternate. No proxies are allowed.
 - Goals are presented en bloc by each steering committee subject category. Goals Committee Chairs present the goals to the membership. The Association President or presiding officer is responsible for action.
 - All motions shall be ruled upon by the Association President or presiding officer.

- The President of the North Carolina Association of County Commissioners shall appoint a parliamentarian for the conference.
- Upon motion of any voting delegate, any individual goal proposal can be set aside for detailed discussion.
- Majority votes are required to approve or alter the proposed goals.
- Pursuant to Article VIII, Section Three of the NCACC Constitution the latest edition of Robert's Rules of Order shall be the parliamentary authority on questions not covered by the Constitution or by this handbook.

Screening Committee Process

The Association adopted a Screening Committee process to allow for consideration of new goals or proposals previously presented but not approved. The Screening Committee is composed of the Legislative Goals Committee chairs and the seven Steering Committee chairs. The Screening Committee meets at the end of the first day of the conference to review and hear presentations on submitted proposals.

Rules for the Screening Committee process are as follows:

- Any new or previous goal proposal must be submitted by 1 p.m. on the first day of the conference.
- Goals approved and recommended by the Screening Committee are brought to the floor for consideration by the voting delegates on the second day of the conference. A majority vote of the delegates is required for approval.
- Any proposal not approved by the Screening Committee can only be brought to the floor for consideration upon a vote of two-thirds of the number of voting delegates present at 2 p.m. on the first day of the conference. (NOTE: This requirement recognizes that by the end of the second day, voting delegates may leave, and it protects the members from having their goals process circumvented by what could be a relatively small number of delegates.)
- The Screening Committee has the authority to request a Steering Committee to give further study to newly proposed ideas. Any Steering Committee recommendations that derive from this kind of study can be presented to the Board of Directors for consideration at a later date.

Conclusion

All goals and policies approved at the Legislative Goals Conference are included in the official NCACC Legislative Goals package. The official document containing the Association's core values, legislative goals and guiding principles shall be mailed to all 100 counties and presented to each member of the North Carolina General Assembly, to the Governor, and to other executive branch leaders.

Guidance Outside of Legislative Goals Process

Throughout the legislative biennium, new issues will arise that were not anticipated or considered during the organization's legislative goals process. The Association Steering Committees have the authority and responsibility to study new issues, to research and analyze the effect or implications of proposed legislation, and to make recommendations to the Board of Directors. Any such action is communicated on a regular basis to the Association members through the web-site, through CountyLines, and through other means as needed.

Upon recommendation of the Legislative Goals Committee Chairs, the committee may meet between the legislative long and short sessions, to review goal progress and make suggestions to the Board of Directors related to goal priorities, especially given an ever-changing legislative environment.

Appendix



2015-16 biennium

LEGISLATIVE GOALS PROPOSAL FORM

All proposals due to NCACC by Sept. 19, 2014

Mail to: NCACC, Attn. Johanna Reese, 215 N. Dawson St., Raleigh, NC 27603;

E-mail form and documentation to: ncacc@ncacc.org

Fax to: (919) 733-1065

You may attach additional documentation that supports or explains the goal in further detail. Each form must be accompanied by at least one of the following:

- An adopted resolution by the Board of Commissioners;
- A letter from the Board Chairman on behalf of the Board;
- A letter from the president of an affiliate organization;

Date:	Name of county:
Name and title of person submitting goal:	

Phone: _____	
E-mail: _____	
Goal title: _____	
Goal description (what is the problem being addressed?):	

SAMPLE	

County staff contact if other than submitter:	

Legislative Goals Timeline

Sept. 19: Deadline for submission of proposals

September/October – Steering Committees review goals

November: Legislative Goals Committee review steering committee recommendations

December: Board of Directors finalizes package to be presented to full membership.

Jan. 14-15, 2015: Membership adopts goals at Legislative Goals Conference in Moore County.

Select Steering Committee(s)

You may choose more than one

- Agriculture
- Environment
- General Government
- Health & Human Services
- Justice & Public Safety
- Public Education
- Tax & Finance



215 NORTH DAWSON STREET
RALEIGH, NORTH CAROLINA 27603

919-715-2893

WWW.NCACC.ORG

Consent Agenda Items

Ambulance Charge-Offs
Tax Refunds and Releases
Minutes

Monthly Reports
911 Emergency Operations
Administrative Ambulance Charge-Offs
Cooperative Extension
Health Department
Human Resources
Information Technology
Planning and Development
Parks & Recreation
Social Services
Tax Office
Veterans Service

AMBULANCE CHARGE-OFFS
DECEASED REQUIRING BOARD APPROVAL

JULY 2014

<u>NAME</u>	<u>DATE OF SERVICE</u>	<u>AMOUNT</u>	<u>REASON</u>
Benjamin J. Bullock	07/04/2013	150.00	No open estate
Betty Jean D. Cole	11/16/2006	75.00	No estate listing
Gloria T. Cross	04/30/2007	468.34	No estate listing
Frederick L. Jones	10/04/2012	150.00	No estate listing
John W. Jones, Jr.	10/03/2012	86.47	No estate listing
Thomas R. Roberson	09/18/2012	175.00	No open estate
Maggie Mae P. Terrell	12/21/2008	150.00	No estate listing

MONTHLY TOTAL

\$ 1,254.81

FISCAL YTD TOTAL

\$ 1,254.81

Tax Office Refund and Release Report for June 2014

Taxpayer Name	Tax Year	Real	Personal	Motor Vehicle	MV Fee	Solid Waste Fee	Reason
Alston Donald	2012	0	81.28	0	0	105.00	pers prop billed
Alston Donald	2013	0	83.36	0	0	105.00	pers prop billed
Alston Lucille Deloris	2013	0	0	12.33	0	0	pro-rate
Antel Matthew Damon	2013	0	0	3.08	0	0	pro-rate
Antel Matthew Damon	2013	0	0	14.83	0	0	pro-rate
Askew Catherine A.	2013	0	78.30	0	0	105.00	pers prop billed
Ayscue Bobby R. Jr.	2013	0	69.12	0	0	0	pers prop billed
Ayscue Bobby R. Jr.	2013	0	0.90	0	0	0	pers prop billed
Bailey Plummer Carl	2013	0	0	139.98	0	0	dis vet motor ve
Bailey Plummer Carl	2013	0	0	139.98	0	0	dis vet motor ve
Brickhouse William Vann	2013	0	0	5.79	0	0	pro-rate
Brown Camille Alesha	2013	0	0	21.55	0	0	pro-rate
Burroughs Curtis Albin	2013	0	0	7.31	0	0	pro-rate
Burwell Tiffany Qwenyetta	2013	0	0	26.25	0	0	pro-rate
Carolina Power & Light Co.	2013	147.96	0	0	0	0	state assessed
Carolina Power & Light Co.	2013	1,233.00	0	0	0	0	state assessed
Carolina Power & Light Co.	2013	7,926.91	0	0	0	0	state assessed
Carolina Power & Light Co.	2013	119.68	0	0	0	0	state assessed
Carolina Power & Light Co.	2013	44.19	0	0	0	0	state assessed
Carolina Power & Light Co.	2013	378.12	0	0	0	0	state assessed
Carolina Power & Light Co.	2013	184.13	0	0	0	0	state assessed
Carolina Power & Light Co.	2013	2,276.61	0	0	0	0	state assessed
Carolina Power & Light Co.	2013	3,981.23	0	0	0	0	state assessed
Carolina Power & Light Co.	2013	1,129.07	0	0	0	0	state assessed
Carpenter Penny Sue	2012	0	0	10.08	0	0	pro-rate
Cheek Robert Lee Jr.	2013	0	0	11.10	0	0	pro-rate
Coghill Dennis M.	2011	0	0	0	0	105.00	remove solid was
Coghill Dennis M.	2012	0	0	0	0	105.00	remove solid was
Coghill Dennis M.	2013	0	0	0	0	105.00	remove solid was
Crawford Linwood Adrien	2012	0	0	6.84	0	0	pro-rate
Dechiara Amanda Rae	2013	0	0	26.77	0	0	pro-rate
Evans Walter Leon	2013	0	0	8.60	0	0	pro-rate
Hargrove Kenneth Lee	2013	0	0	22.65	0	0	pro-rate
Hawley Geraldine	2013	0	0	2.43	0	0	pro-rate
Hayes John Eric	2013	0	0	16.97	0	0	pro-rate
Henderson Carolyn Thomas	2014	0	0	88.14	0	0	pro-rate
Heyward Tony Nathaniel Jr.	2013	0	0	10.00	0	0	pro-rate
Heyward Tony Nathaniel Jr.	2013	0	0	37.57	0	0	pro-rate
Hilliard Kimberly Dawn	2013	0	0	10.19	0	0	pro-rate
Howard Kimberly Ellington	2013	0	0	18.91	0	0	pro-rate
Howard Kimberly Ellington	2013	0	0	9.45	0	0	pro-rate
Ignatz Jennifer	2010	0	48.05	0	0	102.50	pers prop billed
Ignatz Jennifer	2011	0	48.05	0	0	105.00	pers prop billed
Ignatz Jennifer	2012	0	48.87	0	0	105.00	pers prop billed
Ignatz Jennifer	2013	0	48.87	0	0	105.00	pers prop billed
Jenkins Sondra J. & others	2003	49.08	0	0	0	0	foreclosure
Jenkins Sondra J. & others	2004	50.05	0	0	0	0	foreclosure
Jenkins Sondra J. & others	2005	51.68	0	0	0	0	foreclosure
Jenkins Sondra J. & others	2006	51.68	0	0	0	0	foreclosure
Jenkins Sondra J. & others	2006	120.00	0	0	0	0	foreclosure
Jenkins Sondra J. & others	2007	51.68	0	0	0	0	foreclosure
Jenkins Sondra J. & others	2008	70.88	0	0	0	0	foreclosure
Jenkins Sondra J. & others	2009	71.08	0	0	0	0	foreclosure

Taxpayer Name	Tax Year	Real	Personal	Motor Vehicle	MV Fee	Solid Waste Fee	Reason
Jenkins Sondra J. & others	2010	71.08	0	0	0	0	foreclosure
Jenkins Sondra J. & others	2011	71.08	0	0	0	0	foreclosure
Jenkins Sondra J. & others	2012	71.08	0	0	0	0	foreclosure
Jenkins Sondra J. & others	2013	72.90	0	0	0	0	foreclosure
Kent Charles Eugene Jr.	2013	0	0	2.23	0	0	pro-rate
Lake Peninsula LLC	2012	972.98	0	0	0	0	correct value
Lawson Torre Jermaine	2012	0	0	27.24	0	0	pro-rate
Lawson Torre Jermaine	2013	0	0	5.40	0	0	pro-rate
Lewis Sandra Leigh	2012	0	0	2.14	0	0	pro-rate
London Donna Lynn	2012	0	0	4.97	0	0	pro-rate
London Donna Lynn	2013	0	0	10.51	0	0	pro-rate
Londono Hector Andres Orozco	2013	0	0	25.86	0	0	pro-rate
Lunsford Danny James	2013	0	51.07	0	0	105.00	pers prop billed
Martin Joyce B.	2007	55.17	0	0	0	95.00	foreclosure
Martin Joyce B.	2007	136.58	0	0	0	0	foreclosure
Martin Joyce B.	2009	64.66	0	0	0	0	foreclosure
Martin Joyce B.	2010	64.66	0	0	0	0	foreclosure
Martin Joyce B.	2012	64.63	0	0	0	0	foreclosure
Martin Joyce B.	2013	66.28	0	0	0	0	foreclosure
Mayes Hester James & D. Ingram	2003	61.94	0	0	0	0	foreclosure
Mayes Hester James & D. Ingram	2004	61.94	0	0	0	0	foreclosure
Mayes Hester James & D. Ingram	2005	63.27	0	0	0	0	foreclosure
Mayes Hester James & D. Ingram	2006	63.27	0	0	0	0	foreclosure
Mayes Hester James & D. Ingram	2007	63.27	0	0	0	0	foreclosure
Mayes Hester James & D. Ingram	2008	126.89	0	0	0	0	foreclosure
Mayes Hester James & D. Ingram	2009	124.43	0	0	0	0	foreclosure
Mayes Hester James & D. Ingram	2010	124.43	0	0	0	0	foreclosure
Mayes Hester James & D. Ingram	2011	124.41	0	0	0	0	foreclosure
Mayes Hester James & D. Ingram	2012	126.57	0	0	0	0	foreclosure
Mayes Hester James & D. Ingram	2013	126.57	0	0	0	0	foreclosure
McDougal Nezzie	2006	51.68	0	0	0	0	foreclosure
McDougal Nezzie	2007	51.68	0	0	0	0	foreclosure
McDougal Nezzie	2008	70.88	0	0	0	0	foreclosure
McDougal Nezzie	2009	71.08	0	0	0	0	foreclosure
McDougal Nezzie	2010	71.08	0	0	0	0	foreclosure
McDougal Nezzie	2011	71.08	0	0	0	0	foreclosure
McDougal Nezzie	2012	71.08	0	0	0	0	foreclosure
McDougal Nezzie	2013	72.90	0	0	0	0	foreclosure
Melvin Linda Christine	2013	0	0	90.91	0	0	transfer out
Merritt James S.	2008	73.46	0	0	0	0	foreclosure
Merritt James S.	2008	489.72	0	0	0	102.50	foreclosure
Merritt James S.	2009	73.68	0	0	0	0	foreclosure
Merritt James S.	2009	491.16	0	0	0	102.50	foreclosure
Merritt James S.	2010	73.68	0	0	0	0	foreclosure
Merritt James S.	2010	491.16	0	0	0	0	foreclosure
Merritt James S.	2011	491.02	0	0	0	0	foreclosure
Merritt James S.	2011	73.70	0	0	0	0	foreclosure
Merritt James S.	2012	491.02	0	0	0	0	foreclosure
Merritt James S.	2012	73.70	0	0	0	0	foreclosure
Merritt James S.	2013	503.59	0	0	0	0	foreclosure
Merritt James S.	2013	75.58	0	0	0	0	foreclosure
Merritt Samuel N. heirs	2006	262.90	0	0	0	0	foreclosure
Merritt Samuel N. heirs	2007	34.82	0	0	0	0	foreclosure
Merritt Samuel N. heirs	2007	517.70	0	0	0	95.00	foreclosure
Nelson Beverly Denise	2013	0	0	5.98	0	0	pro-rate

Taxpayer Name	Tax Year	Real	Personal	Motor Vehicle	MV Fee	Solid Waste Fee	Reason
Nelson John Sr.	2013	255.80	0	0	0	105.00	change of owners
Newton Clyde Linwood III	2013	0	0	14.97	0	0	pro-rate
Parham Stacy Ann	2013	0	0	44.00	0	0	pro-rate
Patel Miteshkumar Mohanbha	2013	0	0	7.99	0	0	pro-rate
Pendergrass Bobby Allen	2013	0	0	20.05	0	0	pro-rate
Perez Guillermo Yanez	2013	0	0	9.35	0	0	pro-rate
Performance Erectors Inc.	2013	0	0	3.68	0	0	pro-rate
Pettaway Bryan Oneal	2013	0	0	276.95	10.00	0	military non res
Pulley Ginger Paige	2013	0	0	23.88	0	0	pro-rate
Purcell Charles Flournoy Jr.	2012	0	0	174.61	10.00	0	correct situs
Rogers John C.	2010	431.29	0	0	0	205.00	government
Sanford Kevin Daniel	2013	0	37.81	0	0	0	reg veh billed i
Shaheed Taalibdin Abdus	2013	0	0	46.89	10.00	0	transfer out
Shearin Crista Michele	2012	0	0	20.08	0	0	pro-rate
Spencer Johnnie Daryl	2013	3,699.00	0	0	0	0	correct value
Tarmac Educational Services Inc.	2013	0	0	18.34	0	0	pro-rate
Vandall Steven Ray	2013	0	0	23.59	0	0	pro-rate
Vann Marion Wilkins	2013	0	0	6.61	0	0	pro-rate
Variety Wholesalers Inc.	2013	0	0	174.42	0	0	pro-rate
Voegeli Becky L.	2008	12,274.00	0	0	0	0	foreclosure
Voegeli Becky L.	2009	200.00	0	0	0	0	foreclosure
Voegeli Becky L.	2010	278.45	0	0	0	0	foreclosure
Voegeli Becky L.	2011	278.42	0	0	0	0	foreclosure
Voegeli Becky L.	2012	0	0	0	0	150.00	foreclosure
Voegeli Becky L.	2012	278.42	0	0	0	0	foreclosure
Voegeli Becky L.	2012	0	0	0	0	180.00	foreclosure
Voegeli Becky L.	2013	285.55	0	0	0	0	foreclosure
Voegeli Becky L.	2013	0	0	0	0	360.00	foreclosure
West Joseph	2011	0	48.05	0	0	105.00	pers prop billed
West Joseph	2012	0	48.87	0	0	105.00	pers prop billed
West Joseph	2013	0	48.87	0	0	105.00	pers prop billed
Williams Anita Michelle	2013	0	0	23.83	10.00	0	billed in ncvt
Williams Barbara	2012	0	2.27	0	0	0	pers prop billed
Williams Barbara	2013	0	2.27	0	0	0	pers prop billed
Williams Ian Jacob	2013	0	0	10.34	0	0	pro-rate
Total		43,444.40	746.01	1,725.62	40.00	2,862.50	
Total Releases And Refunds	\$48,818.53						

HENDERSON-VANCE COUNTY 911

NUMBER OF CALLS REPORT BY COMPLAINT (ALL UNITS)

TOTAL

5,600

TIME PERIOD:06/21/2014 09:00:00 Through 07/20/2014 23:59:59

DEPARTMENT	COMMENT	TOTAL	COUNTY	CITY	STATE	OTHER
DATA WITH NO DEPARTMENT		201				201
AFTON VOLUNTEER FIRE DEPARTMENT	County VFD Dispatch	0	0			
AMERICAN RED CROSS	Other Dispatch	0				0
BEARPOND VOLUNTEER FIRE DEPARTMENT	County VFD Dispatch	40	40			
BERTIE AMUBLANCE SERVICE	City & County Dispatch-actual	40	40			
COKEBURY VOLUNTEER FIRE DEPARTMENT	County VFD Dispatch	21	21			
CSX RAILROAD	Other Dispatch	0				0
DREWRY VOLUNTEER FIRE DEPARTMENT	County VFD Dispatch	20	20			
EMBARQ	Other Dispatch	3				3
EPSOM VOLUNTEER FIRE DEPARTMENT	County VFD Dispatch	23	23			
HENDERSON FIRE DEPARTMENT-STA 1	City Dispatch	273		273		
HENDERSON FIRE DEPARTMENT-STA 2	City Dispatch	101		101		
HENDERSON POLICE DEPARTMENT	City Dispatch	2,882		2,882		
HENDERSON STREET DEPT	City Dispatch	4		4		
HENDERSON WATER DEPARTMENT	City Dispatch	18		18		
HICKSBORO VOLUNTEER FIRE DEPARTMENT	County VFD Dispatch	28	28			
KITRELL VOLUNTEER FIRE DEPARTMENT	County VFD Dispatch	15	15			
NORTH CAROLINA DEPT OF PARKS	State Dispatch	7			7	
NORTH CAROLINA DEPT OF TRANSPORTATION	State Dispatch	13			13	
NORTH CAROLINA DIVISION OF MOTOR VEHICLES	State Dispatch	0			0	
NORTH CAROLINA FORESTRY SERVICE	State Dispatch	10			10	
NORTH CAROLINA MAGISTRATE OFFICE	State Dispatch	0			0	
NORTH CAROLINA MEDICAL EXAMINER	State Dispatch	3			3	
NORTH CAROLINA PROBATION & PAROLE	State Dispatch	0			0	
NORTH CAROLINA STATE HIGHWAY PATROL	State Dispatch	48			48	
NORTH CAROLINA UNDERWATER RECOVERY	Other Dispatch	0			0	
NORTH CAROLINA WILDLIFE	State Dispatch	2			2	
PROGRESS ENERGY	Other Dispatch	5				5
PUBLIC SERVICE GAS	Other Dispatch	3				3
RIDGEWAY VOLUNTEER FIRE DEPARTMENT	County VFD Dispatch	3	3			
TOWNSVILLE VOLUNTEER FIRE DEPARTMENT	County VFD Dispatch	28	28			
VANCE COUNTY AMBULANCE SERVICE (EMS)	City & County Dispatch-actual	492	205	284		3
VANCE COUNTY ANIMAL CONTROL	County Dispatch	91	91			
VANCE CO DEPT OF SOCIAL SERVICES	County Dispatch	2	2			
VANCE COUNTY EMERGENCY MANAGEMENT	City & County Dispatch	3	3			
VANCE COUNTY FIRE DEPARTMENT	County Dispatch/FIRE	132	132			
VANCE COUNTY RESCUE SQUAD	County Dispatch	31	31			
VANCE COUNTY SHERIFF DEPARTMENT	County Dispatch	2,005	2,005			
WAKE ELECTRIC COOPERATIVE	Other Dispatch	1				1
WATKINS VOLUNTEER FIRE DEPARTMENT	County VFD Dispatch	15	15			
TOTALS		6,563	2,702	3,562	83	216

Signature: Carey T. Baker
 Prepared by: Carey T. Baker, 911 Database Coordinator

Signature: Brian K. Short
 Reviewed by Brian K. Short, Director
 07/28/2014

HENDERSON-VANCE CO 911

Number Of Calls Report by Complaint

Jurisdiction: HEN-VAN

First Date: 06/21/2014

Last Date: 07/20/2014

<i>Complaint</i>		<i>Number</i>
911HU	911 HANG UP CALL	64
ABAND	ABANDONED OR JUNKED CARS	2
ABDOM-EMD	ABDOMINAL PAIN OR PROBLEMS	12
ACC-PD	ACCIDENT PROPERTY DAMAGE	66
ACC-PI	ACCIDENT PERSONAL INJURY	24
ALARM	ALARM RESIDENCE OR BUSINESS	286
ALARMFALSE	ALARM FALSE	110
ALARMMED	ALARM MEDICAL	12
ALLERG-EMD	ALLERGIC REACTION / ENVENOMATIC	9
ANIMAL-EMD	ANIMAL BITE / ATTACK	4
ANIM	ANIMAL COMPLAINT/VISCIOUS ANIMAL	86
ARMED SUSP	ARMED SUSPECT (MAN WITH A GUN)	13
ARRE	ARREST	1
ASAG	ASSIST OTHER AGENCY	30
ASMO	ASSIST MOTORIST	47
ASSAULIP-EMD	ASSAULT OR SEXUAL ASSAULT - IN PI	3
ASSAULT-EMD	ASSAULT OR SEXUAL ASSAULT	48
BACKPAIN-EMD	BACK PAIN (NON-TRAUMATIC)	6
BE MV	BREAKING AND ENTERING TO A MOTC	8
BON	BONDING	2
BREATH-EMD	BREATHING PROBLEMS	50
BURG-IP	BURGULARY/B&E IN PROGRESS	3
BURGLARY	BURGLARY	63
BURNS-EMD	BURNS (SCALDS) OR EXPLOSIONS (E)	2
CARBON-EMD	CARBON MONOXIDE / INHALATION / H	1
CAR	CARELESS AND RECKLESS DRIVER	51
CARDIAC-EMD	CARDIAC/RESPIRATORY ARREST OR I	5
CHASE	CHASE	6
CHESTPAI-EMD	CHEST PAIN	38
CHILD-ABU	CHILD ABUSE OR NEGLECT	1
CHOKING-EMD	CHOKING	1
CIVDIS	CIVIL DISPUTE	96
COMTHR	COMMUNICATING THREATS	26
CONTROLBURN	CONTROLLED BURN	1
CONVULS-EMD	CONVULSIONS / SEIZURES	30
DIABETIC-EMD	DIABETIC PROBLEMS	11
DIRTRF	DIRECTING TRAFFIC/TRAFFIC CONTRI	2
DISO	DISORDERLY PERSON	109
DOMEIP/W	DOMESTICE DISPUTE - IN PROGRESS,	2
DOM-PROB	DOMESTIC PROBLEM	106
DRUGALC	DRUG OR ALCOHOL COMPLAINT	44
DRUNKDRIV	DRUNK DRIVER	2
DVO	DOMESTIC VIOLENCE ORDER	18
EMERG TRANS	EMERGENCY TRANSPORT	1
ESCO	ESCORT	226
EVICION	EVICION CARRIED OUT	45
EYE PROB-EMD	EYE PROBLEMS / INJURIES	1
FALLS-EMD	FALLS (SUBJECT FALLEN)	48
FIGHT	FIGHT	30
FIGHT-IP/W	FIGHT IN PROGRESS/W-WEAPONS	4
FIRE AL	FIRE ALARM	30
FIRE BRU	BRUSH/GRASS FIRE	18

HENDERSON-VANCE CO 911

Number Of Calls Report by Complaint

Jurisdiction: HEN-VAN

First Date: 06/21/2014

Last Date: 07/20/2014

<i>Complaint</i>		<i>Number</i>
FIRE DUMP	DUMPSTER FIRE	1
FIRE ELEC	ELECTRICAL FIRE	3
FIRE GRE	GREASE FIRE	1
FIRE SMOKE	SMOKE REPORT	12
FIRE STRUC	STRUCTURE FIRE	12
FIRE VEHI	VEHICLE FIRE	4
FRAUD	FRAUD/FORGERY	41
GASLEA	GAS LEAK	1
HARR	HARRASSMENT/THREATS	50
HEADACHE-EMD	HEADACHE	7
HEART-EMD	HEART PROBLEMS - AICD	7
HEMORR-EMD	HEMORRHAGE / LACERATION	18
HOMEINV	HOME INVASION	1
HRPD	HIT & RUN PD	17
HRPI	HIT & RUN PI	2
ILL-DUMP	ILLEGAL DUMPING	6
INSPECTION	FIRE INSPECTION	36
INTPERS	INTOXICATED PERSON	18
INVE	INVESTIGATE ----- AT	833
IPV	IMPROPERLY PARKED VEHICLE	68
JUV	JUVENILE PROBLEMS	44
LARCIP	LARCENY IN PROGRESS	2
LARC	LARCENY - ALREADY OCCURRED	181
LIVEST	LIVESTOCK IN ROADWAY	3
LOIT	LOITERING COMPLAIN	14
LOST	LOST PROPERTY	11
LOUD	LOUD MUSIC	117
MEDICAL	MEDICAL	3
MEN	MENTAL SUBJECT	62
MISS	MISSING PERSON	9
OFFICER HELP	OFFICER NEEDS HELP	1
OPEN	OPEN DOOR/WINDOW	19
OVERDOSE-EMD	OVERDOSE / POISONING (INGESTION)	10
PDAMG	PROPERTY DAMAGE ALREADY OCCUI	97
PDMGIP	PROPERTY DAMAGE IN PROGRESS	1
PREGNANT-EMD	PREGNANCY/CHILDBIRTH/MISCARRIA	12
PROW	PROWLER	30
RAPE	RAPE	2
RECFPI	RECOVERED/FOUND PROPERTY	21
ROBARM	ROBBERY ARMED	4
ROBBERY	ROBBERY	2
ROBSA	ROBERY STRONG ARM	2
RUN	RUNAWAY	4
SHOP	SHOPLIFTER	15
SHOTS	SHOTS FIRED	88
SICK-EMD	SICK PERSON	83
STABBING-EMD	STABBING / GUNSHOT / PENETRATING	9
STOLV	STOLEN VEHICLE	16
STROKE-EMD	STROKE (CVA)	21
SUBINCUS	SUBJECT IN CUSTODY	24
SUICIDE-EMD	SUICIDE / PSYCHIATRIC / ABNORMAL I	1
SUMMONS	CIVIL / CRIMINAL SUMMONS	153

HENDERSON-VANCE CO 911

Number Of Calls Report by Complaint

Jurisdiction: HEN-VAN

First Date: 06/21/2014

Last Date: 07/20/2014

<i>Complaint</i>		<i>Number</i>
SUPSUB	SUSPICIOUS SUBJECT	102
SURR	SURRENDER	3
SUSPAC	SUSPICIOUS PACKAGE	2
SUSVEH	SUSPICIOUS VEHICLE	96
TEST	TEST CALL	85
TRAFFIC STOP	VEHICLE STOP	507
TRAUMA-EMD	TRAUMATIC INJURY (SPECIFY IN NARI	10
TREEDWN	TREE DOWN	9
TRES	TRESPASSING SUSPECT	84
UNAUTHVEH	UNAUTHORIZED USE VEHICLE	13
UNCONC-EMD	UNCONCIOUS / FAINTING OR NEAR	37
UNKNOWN-EMD	UNKNOWN PROBLEM (MAN DOWN)	5
WARRANT	WARRANT	526
WATER	WATER RELATED PROBLEM	18

Report Total: 5600

HENDERSON-VANCE CO 911

Number Of Calls Report by Department (All Units)

First Date: 06/21/2014

Jurisdiction: HEN-VAN

Last Date: 07/20/2014

	<i>Department</i>	<i>Number</i>
1	Data with no Department.	201
2	data error, blank in Department	16
3	BERT	40
4	BVFD	40
5	CVFD	21
6	DOT	13
7	DSS	2
8	DVFD	20
9	EM	3
10	EMBQ	3
11	EMS	492
12	EVFD	23
13	FOR	10
14	GAS	3
15	HFD1	273
16	HFD2	101
17	HPD	2882
18	HVFD	28
19	KVFD	15
20	ME	3
21	NCUR	1
22	PARK	7
23	PE	5
24	RIDG	3
25	SHP	48
26	STRE	4
27	TVFD	28
28	VCAC	91
29	VCFD	132
30	VCR	31
31	VCSSO	2005
32	WAKE	1
33	WATE	18
34	WILD	2
35	WVFD	15

Total: 5600

A call with multiple Departments assigned will be counted in the group total for each of these Departments, therefore such calls will be counted more than once. For this reason, the total number of calls may not equal the sum of the group totals

ADMINISTRATIVE AMBULANCE CHARGE-OFFS

FOR INFORMATION ONLY

JULY 2014

<u>NAME</u>	<u>DATES OF SERVICE</u>	<u>AMOUNT</u>	<u>REASON</u>
Teresa Bullock	01/06/2006 – 09/08/2007	777.87	Deceased-Statute of limitation beyond 3 yrs
Virginia Terry	08/08/2005	150.00	Deceased-Statute of limitation beyond 3 yrs
Angela Aldridge	06/17/2004	473.50	Uncollectible-Statute of limitation beyond 10 yrs
Jonathan W. Allen	06/27/2004	384.00	Uncollectible-Statute of limitation beyond 10 yrs
Abdalrahm M. Alsad	06/03/2004	384.00	Uncollectible-Statute of limitation beyond 10 yrs
Andrew Alston	06/15/2004	467.00	Uncollectible-Statute of limitation beyond 10 yrs
Debra L. Alston	06/02/2004	52.74	Uncollectible-Statute of limitation beyond 10 yrs
Peter Alston	06/23/2004	100.00	Uncollectible-Statute of limitation beyond 10 yrs
Terry Y. Alston	06/16/2004 & 06/18/2004	559.50	Uncollectible-Statute of limitation beyond 10 yrs
Embonika Bell	06/20/2004	401.00	Uncollectible-Statute of limitation beyond 10 yrs
Harry L. Brandon	06/16/2004	74.20	Uncollectible-Statute of limitation beyond 10 yrs
James J. Bullock	06/26/2004	366.50	Uncollectible-Statute of limitation beyond 10 yrs
Jermaine L. Bullock	06/18/2004	75.00	Uncollectible-Statute of limitation beyond 10 yrs
Kwamontae Bullock	06/18/2004	75.00	Uncollectible-Statute of limitation beyond 10 yrs
Jessica Burchette	06/17/2004	75.00	Uncollectible-Statute of limitation beyond 10 yrs

Steven A. Burnette	06/21/2004	443.50	Uncollectible-Statute of limitation beyond 10 yrs
Cynthia E. Chavis	06/21/2004	28.73	Uncollectible-Statute of limitation beyond 10 yrs
John W. Clifton	06/21/2004	103.61	Uncollectible-Statute of limitation beyond 10 yrs
Armeda Davis	06/30/2004	150.00	Uncollectible-Statute of limitation beyond 10 yrs
Cora J. Dawson	06/25/2004	207.50	Uncollectible-Statute of limitation beyond 10 yrs
Ann Dudley	06/30/2004	150.00	Uncollectible-Statute of limitation beyond 10 yrs
Bobby A. Faulkner	06/07/2004	185.00	Uncollectible-Statute of limitation beyond 10 yrs
Marcus Fields	06/28/2004	150.00	Uncollectible-Statute of limitation beyond 10 yrs
Marvin S. Fields	06/01/2004	435.00	Uncollectible-Statute of limitation beyond 10 yrs
Sharlette Fields	06/05/2004	452.00	Uncollectible-Statute of limitation beyond 10 yrs
Kimberly F. Flowers	06/25/2004	526.50	Uncollectible-Statute of limitation beyond 10 yrs
Pollie C. Fogg	06/17/2004	100.00	Uncollectible-Statute of limitation beyond 10 yrs
Omega A. Fuller	06/28/2004	34.66	Uncollectible-Statute of limitation beyond 10 yrs
Tyie T. Gibbs	06/20/2004	392.50	Uncollectible-Statute of limitation beyond 10 yrs
Linda L. Grissom	06/10/2004	110.09	Uncollectible-Statute of limitation beyond 10 yrs
David L. Hargrove	06/06/2004	384.00	Uncollectible-Statute of limitation beyond 10 yrs
Ray C. Hargrove	06/03/2004	75.00	Uncollectible-Statute of limitation beyond 10 yrs
Brenda L. Harris	06/29/2004	160.00	Uncollectible-Statute of limitation beyond 10 yrs
Clarence Harris	06/01/2004	484.00	Uncollectible-Statute of limitation beyond 10 yrs
John R. Harris	06/25/2004	453.50	Uncollectible-Statute of limitation beyond 10 yrs

Melissa V. Harris	06/13/2004	367.00	Uncollectible-Statute of limitation beyond 10 yrs
Waverly M. Harris	06/29/2004	103.61	Uncollectible-Statute of limitation beyond 10 yrs
Christopher L. Hester	06/29/2004	315.42	Uncollectible-Statute of limitation beyond 10 yrs
Donald Jackson	06/06/2004	384.00	Uncollectible-Statute of limitation beyond 10 yrs
Michael M. Johnson	06/01/2004	392.50	Uncollectible-Statute of limitation beyond 10 yrs
Mildred C. Jones	06/10/2004	401.00	Uncollectible-Statute of limitation beyond 10 yrs
Michael Kelly	06/20/2004	384.00	Uncollectible-Statute of limitation beyond 10 yrs
Shawana S. King	06/13/2004 & 06/16/2004	785.00	Uncollectible-Statute of limitation beyond 10 yrs
Evelyn M. Markham	06/15/2004	161.78	Uncollectible-Statute of limitation beyond 10 yrs
Edward M. Mason	06/01/2004 & 06/23/2004	115.68	Uncollectible-Statute of limitation beyond 10 yrs
Richard L. Mathews	06/13/2004	75.00	Uncollectible-Statute of limitation beyond 10 yrs
Ana Mongegro	06/15/2004 & 06/17/2004	929.50	Uncollectible-Statute of limitation beyond 10 yrs
Phillip M. Pait	06/10/2004	452.00	Uncollectible-Statute of limitation beyond 10 yrs
Frank J. Paschall	06/11/2004	418.00	Uncollectible-Statute of limitation beyond 10 yrs
William C. Patton	06/27/2004	64.62	Uncollectible-Statute of limitation beyond 10 yrs
Robert Peace	06/08/2004	384.00	Uncollectible-Statute of limitation beyond 10 yrs
Beverly Perkins	06/30/2004	526.50	Uncollectible-Statute of limitation beyond 10 yrs
Cornelius T. Perry	06/14/2004	75.00	Uncollectible-Statute of limitation beyond 10 yrs
Ahmad Rahmoun	06/10/2004 & 06/11/2004	993.50	Uncollectible-Statute of limitation beyond 10 yrs
Badoor Rahmoun	06/10/2004	535.00	Uncollectible-Statute of limitation beyond 10 yrs

Hana Rahmoun	06/10/2004	535.00	Uncollectible-Statute of limitation beyond 10 yrs
Sobhe Rahmoun	06/10/2004	535.00	Uncollectible-Statute of limitation beyond 10 yrs
David Ramirez	06/06/2004	418.00	Uncollectible-Statute of limitation beyond 10 yrs
Eric L. Reid	06/08/2004	600.63	Uncollectible-Statute of limitation beyond 10 yrs
Percell Richardson	06/23/2004	384.00	Uncollectible-Statute of limitation beyond 10 yrs
Doris E. Stroude-Smith	06/25/2004	550.50	Uncollectible-Statute of limitation beyond 10 yrs
Ricky Terry	06/22/2004	23.86	Uncollectible-Statute of limitation beyond 10 yrs
Allison M. Thomas	06/18/2004	384.00	Uncollectible-Statute of limitation beyond 10 yrs
Krystal Wardrick	06/14/2004	75.00	Uncollectible-Statute of limitation beyond 10 yrs
Nolan E. White	06/22/2004	435.00	Uncollectible-Statute of limitation beyond 10 yrs
Jacqueline M. Williams	06/26/2004	790.00	Uncollectible-Statute of limitation beyond 10 yrs

TOTAL \$ 22,035.00

Objectives	Outcomes
<p>1. Producers will increase sales of food locally to more agriculturally aware consumers through market development, producer and consumer education, and new farmer and infrastructure support.</p>	<ul style="list-style-type: none"> ● Kerr/Tar Beekeepers met June 9, 14 members attended. The June topic was Honey Extraction. The members stated they learned the correct way to extract honey and they stated by attending this meeting they felt that they would extract more honey this year from their bee hives.
<p>2. Agricultural producers, workers, food handlers and consumer will adopt safer food and agricultural production, handling, and distribution practices that reduce workplace and home injuries/illnesses, enhance food security, and increase the quality and safety of food that North Carolinians prepare and consume</p>	<ul style="list-style-type: none"> ● A Family Garden workshop was conducted. There were 6 attendees. These 6 individuals stated their knowledge had increased about what could be planted in a garden during the year, irrigation methods, fertilization, weed and insect control. Each of these 6 individuals stated they had planted a family garden or would plant a garden because the information they learned from this workshop. ● A Vermiculture(Earthworm Production) Workshop was conducted. There were 4 small farmers attending. After the workshop, the 4 attendees stated their knowledge of earthworm production had increased. They stated they now knew how to start earthworm beds, earthworm care, control of earthworm pests, how to use earthworm castings as soil amendments. All attendees stated they would start vermiculture because of this workshop.
<p>3. Individuals and groups will acquire leadership and decision making capacities needed to guide and actively participate in local and state organizations.</p>	<ul style="list-style-type: none"> ● Vance County 4-H attended the State 4-H Congress in Raleigh NC which taught youth about civic engagement leadership and government. ● The 4-H Agent was able to lead leadership activities at the area staff development workshop. Other extension

	<p>offices were present including Durham, Franklin, Warren, and Granville Counties.</p> <ul style="list-style-type: none"> • Vance County 4-H attended 4-H Summer Camp which gave youth the opportunity to work in groups and learn how to co-exist and make decisions as a group. This was demonstrated during the various activities counselors had them complete.
<p>4. Youth and adults will address community issues and/or challenges through volunteerism.</p>	<ul style="list-style-type: none"> • Attended the NC Big Sweep meeting as a county coordinator. Big Sweep is a trash pick up program that Vance County 4-H will be apart of this year. Staff as well as all 4-Her's in the county will participate in cleaning up litter that is scattered around the county most notably Kerr Lake. With these efforts we hope to surpass the 100+ pounds of trash recovered during last year's event.
<p>5. North Carolina's plant, animal and food systems will become more profitable and sustainable.</p>	
<p>6. Parents and caregivers will effectively use recommended parenting, self care practices and community resources.</p>	<ul style="list-style-type: none"> • The Vance County Parenting Education Program equipped 32 parents and caregivers to effectively use recommended positive parenting practices. The lives of at least 30 children were impacted by the use of recommended positive parenting practices. During the month of June, 5 weekly parenting tips were placed in

	<p>the Henderson Dispatch and radio presentations were provided to reach an even wider audience.</p>
<p>7. Futures that Work: School to Career Pathways</p>	<ul style="list-style-type: none"> • The Vance County Cooperative Extension Center partnered with The Golden Leaf Scholars program to offer a Meredith College student an opportunity to intern for the office. The internship will end early August. The intern (Deja Fuller, Vance County Native) receives an opportunity weekly to shadow the four programming areas of Cooperative Extension and assist with various extension programs.
<p>8. Youth and adult program participants will make healthy food choices, achieve the recommended amount of physical activity and reduce risk factors for chronic diseases</p>	<ul style="list-style-type: none"> • The Summer Fun schedule has incorporated physical activity and attempts to help youth and adults make healthier eating choices. With events such as Tennis lessons, farm events to learn about various foods, fruits and vegetables, and cooking classes, Vance County 4-H is committed to fostering positive lifestyle choices for our youth to follow. During All activities youth and adult volunteers are provided with water and a healthy snack. We also attempt to educate the youth on the Farmer's Market and the healthy choices that are available to them each week.
<p>9. Consumers and communities will enhance the value of plants, animals, and landscapes while conserving valuable natural resources and protecting the environment.</p>	
<p>10. North Carolinians will make decisions and adopt practices that implement effective resource protection and conservation.</p>	<ul style="list-style-type: none"> • Vance County 4-H is preparing for the NC Big Sweep event which is a trash pick up program that demonstrates to youth the power of keeping a clean environment.

**GRANVILLE-VANCE DISTRICT HEALTH DEPARTMENT
HEALTH DEPARTMENT REPORT**

PROGRAM	JUNE 1-30, 2014 (V)
PRENATAL SERVICES (OB)	247
❖ Pregnancy Care Management (OBCM)	150
❖ Postpartum Home Visits	20
❖ Clinical Services	67
❖ Prenatal classes	10
CHILD HEALTH	107
❖ Child Coordination for Children (CC4C)	62
❖ Newborn Home Visits	20
❖ Clinical Services	25
FAMILY PLANNING	93
❖ Clinical Services	81
❖ Pregnancy Tests	11
❖ Family Planning Classes	1
HIV TESTS	13
STD TESTS	41
TB TESTING	33
❖ PPD	16
❖ PPD Reading	16
❖ TB Cases	1
❖ TB Contacts tested	0
IMMUNIZATIONS	92
❖ Universal	91
❖ Flu	1
LABORATORY TESTS	587
❖ In-house	331
❖ Reference Laboratories	256
ANIMAL BITES/POSSIBLE RABIES EXPOSURE	0
REPORTABLE DISEASE/INVESTIGATION & SURVEILLANCE	
VITAL RECORDS	80
❖ Births	53
❖ Deaths	27
❖ Fetal Deaths	0
MISCELLANEOUS GENERAL SERVICES (Allergy shots, B12 Injections, Blood Pressure checks, etc.)	0
HOME HEALTH AGENCY	657
❖ Physical Therapy	203
❖ Occupational Therapy	51
❖ Speech Therapy	18
❖ Skilled Nursing	278
❖ Med Social Worker	5
❖ Aide/Home Health	102
HEALTH EDUCATION AND PROMOTION	0
❖ Meetings, Community Collaboration	0
❖ Presentations/Health Fairs	0
❖ Workshops/Trainings/Girls on the Run Program	0
SUPPLEMENTAL NUTRITION PROGRAM FOR WOMEN, INFANTS AND CHILDREN (WIC)	1389
❖ Butner Location	

Vickie Boyd 6/29/14

**GVDHD Health Promotion Activities (HP)
GC/VC Activities June 2014**

The Road to Better Health Blog stats
<http://www.g-vwtlosschallenge.blogspot.com/>

Month	Page Loads	Unique Visitors	1st Time Visitors	Returning Visitors
June 2014 – 5 blog entries	41	36	33	3
May 2014 – 4 blog entries	63	43	35	8
Apr 2014 – 4 blog entries	68	48	34	14
Mar 2014 – 6 blog entries	102	79	66	13
Feb 2014 – 5 blog entries	45	38	38	0
Jan 2014 – 4 blog entries	73	57	38	19
Dec 2013 – 5 blog entries	104	74	44	30
Nov 2013 – 4 blog entries	174	93	54	39
Oct 2013 – 6 blog entries	133	93	75	18
Sep 2013 – 4 blog entries	80	61	30	31
Aug 2013 – 4 blog entries	71	51	27	24
July 2013 – 5 blog entries	63	58	52	6
June 2013 – 4 blog entries	68	49	11	38
May 2013 – 4 blog entries	89	75	33	42
April 2013 – 8 blog entries	166	87	42	45
Mar 2013 – 10 blog entries	207	135	77	58
Feb 2013 – 8 blog entries	201	118	51	67
Jan 2013 – 6 blog entries	143	71	30	41
Dec 2012 – 4 blog entries	97	74	36	38
Nov 2012 – 4 blog entries	143	88	60	28
Oct 2012 – 6 blog entries	192	104	58	46
Sept 2012 – 5 blog entries	134	93	49	44
Aug 2012 – 4 blog entries	117	91	58	33
Total Overall	4824	2927	1550	1377
Total 2011	1282	597	151	446
Total 2012	1651	1064	629	435
Total 2013	1499	965	526	439
TO DATE 2014	392	301	244	57

(NOTE – Since the Weight Loss Challenge started this has been a very low cost way to have an on-line presence and promote healthy behaviors, as well as to communicate with residents about future efforts at the appropriate time).

- Granville-Vance Faith Initiative for Community Action project
 - Attend Leadership Council and Health Minister meetings
 - On-going education summit planning
- Chlamydia/Get Yourself Tested Project (Triangle North Health Care Foundation funding)
 - Attend bi-weekly conference calls
 - Staff finished recruitment for two focus groups at Southern Vance HS; contractor completed groups. Strategic planning and message design underway.

- Community Transformation Grant (CTG) Project
 - On-going work to support VC market need for supplies, including advisory council meetings
 - Attended VC Market grand opening as show of support.
 - Site visits and meetings with new Oxford Market Task Force
 - Presented amended tobacco regulation to GVDHD Board of Health and available to public for review and public hearing: Amended regulation adopted by BOH.
 - On-going work with NCDOT to secure permission to install pedestrian crossing signs at new crosswalk across Hwy 15N in Stovall
 - Attended Active Living/Health y Eating, and Tobacco regional calls

 - Weight Loss Challenge
 - Award Ceremony completed; press release submitted to all local papers

 - Leadership Granville Community Garden Project
 - Self-sustaining at this point. 4 plots started by Housing Authority residents who are very pleased

 - Continued support of GVDHD Wellness, Health Ed, and Family Planning activities.
 - Regular support emails to encourage staff participation in new Wellness opportunities
 - GVDHD logo work / marketing meetings
 - Planning meeting with ACS and MPMC representatives to discuss South Henderson Pentecostal plans for health event in October – unable to provide financial support through CTG
 - On-going Boys and Girls Cub support
 - Attended joint staff meeting
 - Attended Healthy Communities webinar
 - Attended USDA area StrikeForce meeting at VGCC
 - Attended Granville County JCPC meeting
-

SEPTIC APPLICATION

DATE RECVD	SITE READY	PARCEL NO SUBDIVISION	LOT #	APPLICANT	OWNER	EHS	PERMIT ISSUED	PERMIT #	ADDRESS
6/2/2014	6/2/2014	Joshua's Landing	19	Gabriel & Ann Ceron	Same	CH	6/24/2014	7846	181 Joshua Lane
6/2/2014	6/2/2014	Joshua's Landing	32	Gabriel & Ann Ceron	Same	CH	6/24/2014	7845	247 Pegram Lane
6/4/2014	6/5/2014	Madison Grove	6R	Roman Puga	Same	PO			17 Grove Park Lane
*TD=Property turned down, unsuitable soil				<i>Nancy S Brewer</i>	7/3/2014				
* PO=pending owner: more information needed									
* PHD=pending H.D.: in process									

WELL APPLICATION

Name	W1 Evaluated	W2 Grouting	W4 Head Inspected	W6 Permit Issued New	W8 Permit Issued Abandonment	W10 Completion Issued New	W13 Bacteriological	W14 Other Sample	W15 Complaint Investigation	Permit #	Address	Septic Permit #	Date of Request
Puga, Roman										PO	17 Grove Park Lane		6/4/2014
Dailey, Christopher	6/10/2014			6/10/2014						898	5 Wild Fox Run	7838	6/5/2014
Trejo, Hilda											842 Bearpond Road	6026	6/27/2014
Brame, Patrick											Bobbitt Road	Abandonme	6/30/2014
Brame, Patrick											Bobbitt Road		6/30/2014
* PO=pending owner: more information needed													
* PHD=pending H.D.: in process													
					<i>Nancy S Brewer</i>	7/3/2014							


2014	June	CAT
04091010367 SMITHFIELD CHIK/BBQ 100 Exchange Blvd 492-3655	6-2-14 A 98.5	3
04091010921 CHICK-FIL-A 200 Trade St 436-0010	6-2-14 A 98	3
04091010364 LA MAZOICA 118 RALEIGH ROAD 919-491-8534	6-2-14 A 98	3
04091010164 MAZATLAN 1052 Ruin Creek Road 200 Gavino Flores 438-6062	6-3-14 A 95	4
04091010378 Mama's Country Kitchen & Grill 2345 N. HWY 39 252-498-0516	6-3-14 K	4
04091010278 RJ'S COUNTRY STORE INC 13674 NC HWY 39 N 430-0014	6-3-14 A 97	4
04091010372 SAM'S GRILL & RESTAURANT 7630 HWY 39 N 919-702-3094	6-3-14 A 97.5	4
04091090223 VANCE COUNTY NUTRITION SITE 126 S Garnett St 252-492-0257	6-4-14 A 100	4
04091030051 CWS COMMISSARY 602 S Garnett Street 492-9555	6-5-14 A	2
4091150002 CWS COMMISSARY 602 S Garnett Street 492-9555	6-5-14 A 99	2

2014	June	CAT
04091300011 SUPPLY LINE MARKET 235 Raleigh Road 611 John Williams 438-2836	6-5-14 A 98	3
04091020025 SUPPLY LINE DELI 235 Raleigh Road 018 John Williams 438-2836	6-5-14 A 96	4
04091050000 KERR VANCE ACADEMY 700 Vance Academy Road 15 Jean Long 492-0018	6-5-14 C	4
04091050002 CROSSROADS CHRIST 583 Old County Home Road 431-1333	6-5-14 C	4
040910100362 Boondocks 197 Parham Road 919-537-8230	6-5-14 C	4
04091010373 YA'ALL'S RESTAURANT 419 Raleigh Road 430-0810	6-5-14 C	4
04091010163 GOLDEN CHINA 1656 N Garnett Street 199 Yun Yu Zheng 492-9131	6-9-14 A 91.5	4
04091010368 RUBY TUESDAY 101 Exchange Street 492-6243	6-10-14 A 97	4
04091010331 RIBEYE STEAKHOUSE OF HENDERSON 2002 Garham Ave 252-213-0076	6-10-14 A 99.5	4
04091010298 GEORGE'S 210 N Garnett Street	6-10-14 A 96.5	4

2014	June	CAT
04091010350 PINO'S 987 S Beckford Drive 252-678-3608	6-11-14 A 97	4
04091260000 CAMP GRAHAM 334 Regional Water Lane 701 Danny Twisdale 492-1478	6-12-14 A 99	2
04091010025 FORSYTHE'S BBQ 2362 N Garnett St 127 TH Weldon 438-5228	6-12-14 A 97.5	4
04091020099 CHINA KITCHEN 511 Andrews Ave 004 Shu Hung Lee 492-4150	6-12-14 A 93	4
04091010348 MAHOGANY'S 130 W Montgomery St 252-915-5383	6-13-14 A 99	4
04091110017 HENDERSON COLLEGIATE CHARTER SCHOOL 906 Health Center Road 252-598-1038	6-13-14 C	4
04091010343 CLARK ST BOYS & GIRLS CLUB 212 N Clark Street	6-13-14 C	4
04091110001 CARVER ELEM 987 Carver School Road 2 Edith Faulkner 438-3318	6-16-14 C	4
04091110016 CLARK ELEMENTARY 309 Mt Carmel Road	6-16-14 C	4

2014	June	CAT
04091110000 AYCOCK ELEM 305 Cary Chaple Road 1 Marjorie Kimbell 492-0630	6-16-14 C	4
04091110009 EM ROLLINS ELEMENTARY 1600 S Garnett Street 5 Faye Adcox 438-2189	6-16-14 C	4
04091110012 EO YOUNG ELEMENTARY 6655 Broad Street 6 Esther Alston 492-0996	6-16-14 C	4
04091110008 PINKSTON STREET ELEM 855 Adams Street 12 Deborah Gupton 438-5948	6-16-14 C	4
04091110013 ZEB VANCE ELEM 4800 Raleigh Road 14 Cheryl Adcox 492-4242	6-16-14 C	4
04091020101 KITTRELL FOOD MART 1243 US 1 HWY 438-1081	6-16-14 A 91.5	4
04091010038 KITTRELL JOB CORP US HWY 1 140 Kittrell Job Corp 438-6161	6-16-14 A 99.5	4
04091010475 KITTRELL GROCERY 1356 HWY 1 492-3005	6-17-14 A 93.5	4
04091300023 KITTRELL GROCERY 1356 US 1 HWYS 608 Mike Faulkner 492-3005	6-17-14 A 94.5	3
04091010365 CROSSROAD FAMILY RESTAURANT 946 G West Andrews Ave 252-430-1129	6-17-14 A 96.5	4

2014	June	CAT
04091030029 WILKERSON'S KITCHEN HWY 39 N	6-17-14 A 99	2
04091030053 PLUM NUTTY CONCESSIONS 1431 Plum Nutty Road	6-17-14 H	2
4091020248 WAL MART DELI 200 N Cooper Drive 438-7925	6-18-14 A 98	4
04091010030 GOLDEN SKILLET 444 Dabney Drive 130 Steve Wright 492-4040	6-19-14 A 95	4
04091010284 VANCE COUNTY JAIL FOOD SERVICE 516 Beckenridge Street 438-3923	6-19-14 A 99.5	4
04091010300 MAYFLOWER SEAFOOD 201 N Cooper Drive	6-23-14 A 96	4
04091110005 HENDERSON MIDDLE 219 Charles Street 8 Mariel West 492-0434	6-24-14 C	3
04091110007 NORTHERN VANCE HIGH 293 Warrenton Road 11 Marjorie Watkins 492-7745	6-24-14 C	3
04091110010 SOUTHERN VANCE HIGH 925 Garrett Road 13 Gail Thomas 430-6005	6-24-14 C	3

2014	June	CAT
04091110003 WESTERN VANCE 2785 Poplar Creek Road 431-1448	6-24-14 C	3
04091010335 SO--UL DELICIOUS 1502 Raleigh Road 252-767-6317	6-24-14 A 93.5	4
04091010341 MARIA PARHAM DIET. 566 Ruin Creek Road 144 Patrick Jackson 438-4143	6-25-14 A 98.5	4
04091300005 FOOD LION 377 Raleigh Road 606 Food Lion Inc. 492-0929	6-26-14 A 98.5	3
04091300018 FOOD LION 1419 E Andrews Ave 614 Food Lion Inc 433-0553	6-26-14 A 99	3
I= New Business C= Closed H= Out of Business B= Seasonal T=Transitional		
 July 3, 2014		

10A NCAC 46 .0213 FOOD, LODGING/INST SANITATION/PUBLIC SWIMMING POOLS/SPAS

(a) A local health department shall provide food, lodging, and institutional sanitation and public swimming pools and spas services within the jurisdiction of the local health department. A local health department shall establish, implement, and maintain written policies which shall include:

- (1) The frequency of inspections of food, lodging, and institutional facilities and public swimming pools and spas with the following being the minimum:

Type of Establishment	Frequency Per Fiscal Year (July 1 - June 30)
Adult Day Service Facilities	1/year
Bed and breakfast homes	1/year
Bed and breakfast inns	1/6 months
Child day-care facilities	1/6 months
Food Service Establishments	
Risk Category I	1/year
Risk Category II	1/6 months
Risk Category III	1/4 months
Risk Category IV	1/3 months
Institutions	1/6 months
Local confinement facilities	1/year
Lodging	1/year
Migrant housing water and sewage evaluation	1/year
Primitive Experience Camps	
Operating 6 months or less per year	1/year
Operating more than 6 months per year	1/6 months
Private boarding schools and colleges	1/year
Public swimming pools and spas which operate only between April 1 and October 31 each year	1/operational season
Public swimming pools and spas which operate at times other than between April 1 and October 31 each year	2/year
Residential care facilities	1/year
Schools	1/year
Summer camps	1/year
Tattoo Artists	1/year

Risk Category I applies to food service establishments that prepare only non-potentially hazardous foods.

Risk Category II applies to food service establishments that cook and cool no more than two potentially hazardous foods. Potentially hazardous raw ingredients shall be received in a ready-to-cook form.

Risk Category III applies to food service establishments that cook and cool no more than three potentially hazardous foods.

Risk Category IV applies to food service establishments that cook and cool an unlimited number of potentially hazardous foods. This category also includes those facilities using specialized processes or serving a highly susceptible population.

- (2) Provisions for investigating complaints and suspected outbreaks of illness associated with food, lodging, and institutional facilities, and public swimming pools. Corrective actions shall be taken in cases of valid complaints and confirmed outbreaks of illness.
- (3) Provisions for keeping records of activities described in Subparagraphs (1) and (2) of this Paragraph.

(b) A local health department shall establish, implement, and maintain written policies for the provision of sanitation education for food service personnel and orientation and in-service training for Environmental Health Specialists. The policies shall include the following requirements for Environmental Health Specialists providing food, lodging, and institutional sanitation services:

- (1) Completion of the centralized training course provided by the Division for newly employed Environmental Health Specialists;
- (2) Compliance with Delegation of Authority as stated in 15A NCAC 010 .0100; and

- (3) Compliance with the Board of Sanitarian Examiners' requirements.

History Note: Authority G.S. 130A-4(b); 130A-9;
Eff. October 1, 1984;
Amended Eff. March 1, 1988; December 1, 1987; October 1, 1986;
Transferred and Recodified from 10 NCAC 12.0239 Eff. April 4, 1990;
Amended Eff. August 1, 2007; May 1, 1996; July 1, 1993; October 1, 1992; December 1, 1991.

Monthly Activities Report for the Information Technology Department
July, 2014
Kevin M. Brown, IT Director.

1. Setup Internet and digital phone at the Farmers Market.
2. Fixed printing issues at the VCSO and Medical billing.
3. Setup new VPN for Board of elections to facilitate access to CSI.
4. Installed new battery backup for the phone system at the EDC office.
5. Reinstalled and configured new VPN access at the tourism department.
6. Installed new PC in the planning department.
7. Worked with ESO and Sweet billing to begin planning for replacement of the medical billing application.
8. Installed video viewing software for detectives at the VCSO.
9. Worked at the EOC to reconfigure workstations for user logins and prepared domain controllers for updating/replacement.
10. Installed latest Flash player for the PCs in the Senior Center lab.
11. Assisted Jason Falls in the selection of a new application to manage the scale house at the landfill.
12. Prepped and setup 2 PCs in the tax office to accommodate the revaluation process.
13. Continued research into possible policies for county technology operations based upon current regulations and laws in the state of North Carolina. Began developing a desktop security manual for possible use throughout the county.
14. Worked to resolve a few email issues after the upgrade of the county email server.
15. Worked with the jail to resolve network issues in the C1 booth.
16. Regular monitoring of the main firewall that includes content filtering, intrusion prevention, application control and gateway AV and malware protection.
17. Monitor the anti-virus servers for possible virus problems.

18. Continue to assist employees in the use of the content management system.
19. Continued to perform internal and external network security vulnerability checks.
20. Continued daily monitoring of server and firewall logs and backup jobs.
21. Helped users upload documents to the CMS and make those documents available to the public.
22. Performed additional day to day troubleshooting and repairs on various issues as required and continue to repair lingering issues from pre-existing problems.

**VANCE COUNTY PLANNING & DEVELOPMENT
ACTIVITY SUMMARY REPORT
June 26, 2014 - July 25, 2014**

GENERAL ACTIVITY

Type of Activity	Total Records	Fees	Job Cost
Violations	0	N/A	N/A
Complaints	8	N/A	N/A
Projects	2	N/A	N/A
Miscellaneous Fees	8	\$33	\$0
Planning Fees	4	\$410	\$0
Zoning Permits	27	\$2,460	\$0
Board of Adjustment	1	\$250	\$0
Planning Board / Rezoning	0	\$0	\$0
Mechanical	17	\$1,441	\$83,052
Electrical	26	\$1,575	\$31,510
Plumbing	21	\$1,075	\$15,877
Water Taps	16	\$3,755	N/A
** Building **	85	\$12,574	\$966,775
TOTAL ALL ACTIVITY	215	\$23,573	\$1,097,214

*** ZONING PERMITS BREAKDOWN ***

Residential Zoning Permits	Total	Fees
Single Family Dwellings	5	\$300
Multi-Family Dwellings	0	\$0
Residential Additions	13	\$720
Commercial	3	\$215
Miscellaneous	0	\$0
Sign	0	\$0
Cell Tower	3	\$1,150
Perk Test Authorizations	3	\$75
Dev Permit (Kittrell)	0	\$0
TOTAL ZONING PERMITS	27	\$2,460

**** BUILDING PERMITS BREAKDOWN ****

Residential Building Permits	Total	Fees	Job Cost
(SFR) Single Family Residential	1	\$1,528	\$175,000
(MOD) Modular	1	\$1,008	\$165,156
(SWMH) Single Wide Mobile Home	3	\$575	\$16,500
(DWMH) Double Wide Mobile Home	0	\$0	\$0
(TWMH) Triple Wide Mobile Home	0	\$0	\$0
(ADD) Addition	21	\$2,884	\$175,200
Remodel	11	\$2,369	\$145,579
Shingles	10	\$660	\$34,800
(Demo) Demolition	5	\$275	\$32,555
Total Residential	52	\$9,299	\$744,790
Commercial Building Permits			
(CN) Commercial - New	2	\$265	\$95,000
(CA) Commercial - Addition	7	\$1,280	\$97,295
(CU) Commercial - Upfit	2	\$265	\$24,200
(OC) Occupancy Change	2	\$475	\$4,500
(FS) Fire/Safety	18	\$990	\$990
Total Commercial	31	\$3,275	\$221,985
Misc (Residential & Commercial)	1	\$0	\$0
TOTAL BUILDING PERMITS	84	\$12,574	\$966,775

Prepared by: 
7/29/2014

Approved by: 
7/29/2014

Zoning Permits Subtotal Report

Sorted by Permit Type

Report for 06/26/2014 to 07/25/2014

Date	Permit Type	Site Address	Issued to	Project Scope	Fee
06/30/2014	ZCELLTOWER	720 SPAIN MIDDLEBURG	SITE RESOURCES, INC	UPGRADE ANTENNAS TO LTE	75.00
07/01/2014	ZCELLTOWER	6884 NC 39 HWY SOUTH	CROWN CASTLE - ETA	ADD ANTENNAS & EQUIP CABINETS	1000.00
07/09/2014	ZCELLTOWER	939 ROCK SPRING	ANDREW SYSTEMS - US	RMV & RPL ANTENNAS	75.00
Permit Type ZCELLTOWER		Total Permits	3	Fees Total	\$ 1,150.00
07/01/2014	ZCOMMERCIAL	1469 US 1 HWY SOUTH	CAVALIER AUTO SALES	NEW BUSINESS - CAR SALES	65.00
07/07/2014	ZCOMMERCIAL	691 BEARPOND RD STE B	REDEEMER PROPERTIES	NEW TENANT (CHURCH) - MANA	75.00
07/09/2014	ZCOMMERCIAL	1801 WARRENTON RD	KARINA RAMIREZ	FOOD TRAILER (TEMPORARY)	75.00
Permit Type ZCOMMERCIAL		Total Permits	3	Fees Total	\$ 215.00
07/14/2014	ZPERKTEST	4350 HICKSBORO RD	WILLIAMS, LEE ROY, JR	PERK TEST 3 BRMS 1 1/2 BATHS	25.00
07/16/2014	ZPERKTEST	180 CHLOE LN	CLEVELAND HAWLEY	RECERT SEPTIC 2 BRMS 2 BATHS	25.00
07/24/2014	ZPERKTEST	1180 HEDRICK DR	FORBES, VALERIE S	PERK TEST 3 BRMS 2 BATHS	25.00
Permit Type ZPERKTEST		Total Permits	3	Fees Total	\$ 75.00
07/10/2014	ZRESADDITION	150 DICK FAINES RD	HEITMAN, WILLIAM	30 X 40 STEEL STORAGE BLDG	60.00
06/30/2014	ZRESADDITION	527 FINCH RD	CHARLES STELL	16 X 19 DECK	60.00
07/01/2014	ZRESADDITION	4948 NC 39 HWY SOUTH	HARGROVE, MARY L	4 X 16 RESIDENTIAL RAMP	
07/01/2014	ZRESADDITION	59 WATERFALL RD	HARP, STEPHANIE E	16 X 16 DECK	60.00
07/02/2014	ZRESADDITION	297 COUNTRY ACRES RD	HUTSON, JAMES	RPL 4 X 4 AND 4 X 5 PORCHES	60.00
07/03/2014	ZRESADDITION	75 SANDY POINT DR	MILLER, CHARLES & JENA	12'X20' STORAGE SHED	60.00
07/10/2014	ZRESADDITION	148 DR FINCH RD	HARGROVE, ROSCOE	5X12 COVERED PORCH & 8 X 12	60.00
07/10/2014	ZRESADDITION	455 OLD WARRENTON RD	CARL VICTOR TUCKER: CARL	RPL 8 X 20 AND 10 X 24 PORCHES	60.00
07/14/2014	ZRESADDITION	462 JORDAN LN	WILSON, CHARLES C & TANYA	1 1/2 STORY DETACHED GARAGE	60.00
07/15/2014	ZRESADDITION	14 LYNNBANK ESTATES	LARRY CHEEK	8 X 14 COVERED FRONT PORCH	60.00
07/16/2014	ZRESADDITION	8070 US 1-158 HWY	STAINBACK, R E, JR	28 X 40 GARAGE 30 X 20 ADDITION	60.00
07/23/2014	ZRESADDITION	393 FRANKLIN LN	TJ CONSTRUCTION OF HNSN.	14 X 16 COVERED PATION	60.00
07/23/2014	ZRESADDITION	100 BOBCAT LN	OLDS, SHELIA & MC	INSTALL ABOVE GRD POOL	60.00
Permit Type ZRESADDITION		Total Permits	13	Fees Total	\$ 720.00
07/02/2014	ZSFR	1846 KITTRELL RD	PERNELL, JOSHUA	1 STORY SFR 3 BRMS 4.5 BATHS	60.00
07/15/2014	ZSFR	2170 TUNGSTEN MINE RD	CAROLINA COUNTRY HOMES	1 STORY MODULAR 3 BRMS 2 BATHS	60.00
07/18/2014	ZSFR	180 CHLOE LN	CLEVELAND HAWLEY	1994 14 X 76 SWMH & RAMP	60.00
07/18/2014	ZSFR	54 VANN LN	WILLIAMS, JOHN	1999 14 X 76 SWMH 3 BRMS 2 BATHS	60.00
07/22/2014	ZSFR	172 FOSTER RD	ALSTON, HORACE & DAVIDA	18 X 21 METAL CARPORT W/12X21	60.00

Zoning Permits Subtotal Report

Sorted by Permit Type

Report for 06/26/2014 to 07/25/2014

Date	Permit Type	Site Address	Issued to	Project Scope	Fee
	Permit Type ZSFR	Total Permits	5	Fees Total	\$ 300.00
<hr/>					
	Total Permits	27	Fees Total	\$ 2,460.00	

Building Permits Subtotal Report

Sorted by PERMIT TYPE CODE

Report for 06/26/2014 to 07/25/2014

Report Date 07/29/2014

Permit Type Code	Permit Date	Site Address	General Contractor	Owner Name	Project Scope	Permit Fee	Estimated Cost
ADD	07/24/2014	548 SPRING ST WEST	REBUILDING HOPE, INC.:	JONES, SAMUEL J & ANNIE M	4X20 RAMP	\$55.00	\$500.00
ADD	07/07/2014	500 J P TAYLOR RD	OWNER AS CONTRACTOR:	ABBOTT, WILLIE F	8X12 PORCH	\$55.00	\$300.00
ADD	07/03/2014	1557 PEACE ST	INNOVATIVE GREEN BUILDERS, INC:	GRAY, VELMA G	18X20 STORAGE SHED	\$65.00	\$7,000.00
ADD	07/18/2014	141 COUNTRY CLUB DR	RIVERTSTONE, INC	WOLGEMUTH, CHERYL A	8 X 35 COVERED PORCH	\$120.00	\$20,000.00
ADD	07/02/2014	297 COUNTRY ACRES RD	TBA:	HUTSON, JAMES	4X4FRONT,4X5 BACK	\$55.00	\$1,400.00
ADD	07/15/2014	14 LYNNBANK ESTATES RD	LARRY CHEEK	RICHARDSON, ELAINE FULLER	ADDING 8X14 PORCH	\$120.00	\$1,400.00
ADD	07/14/2014	462 JORDAN LN	OWNER AS CONTRACTOR:	WILSON, CHARLES C & TANYA D	1 1/2 STORY DETACHED	\$155.00	\$5,000.00
ADD	07/15/2014	1506 HIBERNIA RD	TARHEEL WOODCRAFTERS:	REESE, RICHARD DAVID & NANCY	396SFT ADDITION	\$375.00	\$55,000.00
ADD	07/16/2014	8070 US 1-158 HWY NORTH	RONALD PERKINSON, GENERAL CONT:	STAINBACK, R E, JR	28 X 40 ADD & 30 X 2	\$629.00	\$35,000.00
ADD	07/23/2014	393 FRANKLIN LN	TJ CONSTRUCTION OF HNSN, LLC:	GREENWAY, JACQUELYN R	14 X 16 COVERED PATI	\$120.00	\$6,500.00
ADD	07/01/2014	4948 NC 39 HWY SOUTH	TBA:	HARGROVE, MARY L	4X16 RAMP	\$110.00	\$300.00
ADD	07/24/2014	3001 SIDNEY HILL	A & A CUSTOM BUILDERS, LLC:	MITCHELL, DONALD WAYNE	REPLACE DECK	\$65.00	\$1,800.00
ADD	07/10/2014	150 DICK FAINES RD	OWNER AS CONTRACTOR:	HEITMAN, WILLIAM	30 X 40 STORAGE BLDG	\$255.00	\$15,000.00
ADD	07/23/2014	100 BOBCAT LN	OWNER AS CONTRACTOR:	OLDS, SHELIA & MC MENAMIN, S	INSTALL ABOVE GRD PO	\$210.00	\$2,000.00
ADD	06/30/2014	527 FINCH RD	GLENN DEMENT	HAINES, PHILLIP W & SANDRA	16 X 19 DECK	\$55.00	\$3,000.00
ADD	07/10/2014	148 DR FINCH RD	ROSCOE HARGROVE	HARGROVE, ROSCOE	5 X 12 COVERED PORCH	\$55.00	\$2,000.00
ADD	07/22/2014	172 FOSTER RD	OWNER AS CONTRACTOR:	ALSTON, HORACE & DAVIDA	18X21 CARPORT	\$55.00	\$1,000.00
ADD	07/01/2014	59 WATERFALL RD	TBA:	HARP, STEPHANIE E	16X16 DECK	\$110.00	\$3,000.00
ADD	07/03/2014	75 SANDY POINT DR	JAMES THOMPSON	MILLER, CHARLES & JENA	12X20 STORAGE SHED	\$55.00	\$4,500.00
ADD	07/18/2014	4235 GILLBURG RD	OWNER AS CONTRACTOR:	BAKER, JOHN	26 X 24 DETACHED GAR	\$110.00	\$10,000.00
ADD	07/23/2014	54 VANN LN	WILLIAMS LANDSCAPING:	WILLIAMS, JOHN ADAMS, JR & ANGELA	10 X 12 REAR DECK	\$55.00	\$500.00

Permit Type Code: ADD	Total Permits: 21	Fees Total: \$2,884.00	Estimated Cost Total: \$175,200.00
------------------------------	--------------------------	-------------------------------	---

CA	07/08/2014	404 GARNETT ST SOUTH	NC GRAPIC PROS LLC:	HOWES, LEBERT A	REPAIR EXISTING SIGN	\$55.00	\$800.00
CA	07/08/2014	203 CHESTNUT ST NORTH	NC GRAPIC PROS LLC:	B B & T	INSTALL SIGN	\$55.00	\$400.00
CA	07/08/2014	1302 DABNEY DR	NC GRAPIC PROS LLC:	GUIN, DANIEL W & FAYE C	INSTALL SIGN	\$55.00	\$400.00
CA	07/15/2014	2303 OXFORD RD	OWNER AS CONTRACTOR:	HAUTER, NAEGI	INTER.CAFE ADDITION	\$905.00	\$90,000.00
CA	06/27/2014	1730 GRAHAM AVE	NC GRAPIC PROS LLC:	GRAHAM AVE BUSINESS PARK, LLC	4 X 8 SIGN	\$55.00	\$165.00
CA	07/17/2014	1227 DABNEY DR	G E CONSTRUCTION	HENDERSON FIELDS, LLC	ADDING A RAMP	\$100.00	\$4,530.00
CA	07/24/2014	210 SOUTHPARK DR	BOBBITT SIGNS:	VANCE COUNTY	INSTALL SIGN	\$55.00	\$1,000.00

Building Permits Subtotal Report

Sorted by PERMIT TYPE CODE

Report for 06/26/2014 to 07/25/2014

Report Date 07/29/2014

Permit Type Code	Permit Date	Site Address	General Contractor	Owner Name	Project Scope	Permit Fee	Estimated Cost
Permit Type Code: CA		Total Permits: 7		Fees Total: \$1,280.00		Estimated Cost Total: \$97,295.00	

CN	07/08/2014	170 EASTERN MINERALS RD	VANCE CONSTRUCTION:	EASTERN MINERALS, INC	4.5 ACRES GRADE	\$125.00	\$70,000.00
CN	07/22/2014	394 ZEB ROBINSON RD	TBA:	CJ LAND COMPANY LLC	INSTALL FIRE SUPPRES	\$140.00	\$25,000.00

Permit Type Code: CN		Total Permits: 2		Fees Total: \$265.00		Estimated Cost Total: \$95,000.00	
-----------------------------	--	-------------------------	--	-----------------------------	--	--	--

CU	07/10/2014	1032 WILLIAMS ST SOUTH	PRESTIGIOUS HOUSING, INC:	BARN DOOR INDUSTRIES	REPAIR RAFTERS	\$110.00	\$1,200.00
CU	07/07/2014	6884 NC 39 HWY SOUTH	TW ELECTRIC SERVICE INC OF NC:	BURGESS, TALMADGE, JR	CELL TOWER UPFIT	\$155.00	\$23,000.00

Permit Type Code: CU		Total Permits: 2		Fees Total: \$265.00		Estimated Cost Total: \$24,200.00	
-----------------------------	--	-------------------------	--	-----------------------------	--	--	--

DEMO	06/26/2014	309 CHARLES ST	FAULKNER GRADING & LANDSC:	HUNTER, THOMAS M, JR & OTHERS	DEMOLISH HOUSE	\$55.00	\$8,000.00
DEMO	06/26/2014	315 CHARLES ST	FAULKNER GRADING & LANDSC:	HUNTER, THOMAS M, MRS, HEIRS	DEMOLISH HOUE	\$55.00	\$8,000.00
DEMO	06/26/2014	1873 NC 39 HWY SOUTH	FAULKNER GRADING & LANDSC:	JOHNSON, MARY WATKINS	DEMO CONCRETE PLANT	\$55.00	\$6,000.00
DEMO	06/30/2014	950 BEARPOND RD	OWNER AS CONTRACTOR:	HARRIS, RONALD ALAN	DEMO HOUSE	\$55.00	\$55.00
DEMO	07/03/2014	3559 OLD COUNTY HOME RD	CECIL HOLCOMB RENOVATIONS	CHANDLER, RONNIE B & ELLEN	DEMO HOUSE	\$55.00	\$10,500.00

Permit Type Code: DEMO		Total Permits: 5		Fees Total: \$275.00		Estimated Cost Total: \$32,555.00	
-------------------------------	--	-------------------------	--	-----------------------------	--	--	--

FS	07/24/2014	1427 ANDREWS AVE EAST	VANCE CO FIREFIGHTERS ASSOC	ANOVIV REALTY OF NC, INC	SPECIAL EVENT F/S	\$55.00	\$55.00
FS	07/02/2014	1815 CLEARVIEW DR SOUTH	OWNER AS CONTRACTOR:	GRACE BAPTIST CHURCH	STATE MANDATED F/S	\$55.00	\$55.00
FS	07/01/2014	1469 US 1 HWY SOUTH	CAVALIER AUTO SALES	DICKERSON, ALBERT V	NEW BUSINESS	\$55.00	\$55.00
FS	07/25/2014	1625 US 1 HWY SOUTH	OWNER AS CONTRACTOR:	GRACE MISSIONARY BAPT CHURCH	STATE MANDATED F/S	\$55.00	\$55.00
FS	07/23/2014	420 RED OAK RD	OWNER AS CONTRACTOR:	KDSWRLD LLC	ANNUAL F/S DAY CARE	\$55.00	\$55.00
FS	07/07/2014	200 COMMUNITY COLLEGE	OWNER AS CONTRACTOR:	VANCE-GRANVILLE COMMUNITY	ANNUAL F/S - DAYCARE	\$55.00	\$55.00
FS	07/18/2014	100 WATERS EDGE LOOP RD	BUILDER SERVICES, INC.	RIVERS, PATSY	FIRE ASSESSMENT	\$55.00	\$55.00
FS	07/16/2014	980 PINEY GROVE RD NORTH	OWNER AS CONTRACTOR:	TALLEY, GEORGE E. SR	STATE MANDATED F/S	\$55.00	\$55.00
FS	07/14/2014	650 MT PLEASANT CHURCH	OWNER AS CONTRACTOR:	GUIDING STAR HOLINESS CHURCH	STATE MANDATED F/S	\$55.00	\$55.00
FS	06/30/2014	535 CHESTNUT ST	OWNER AS CONTRACTOR:	STAINBACK, RONALD E & NANCY	STATE MANDATORY F/S	\$55.00	\$55.00
FS	07/11/2014	2560 SATTERWHITE POINT	OWNER AS CONTRACTOR:	FLAT ROCK METHODIST CHURCH	STATE MANDATED F/S	\$55.00	\$55.00
FS	07/14/2014	720 BROOKSTON RD	OWNER AS CONTRACTOR:	BROOKSTON PRESBYTERIAN CHURCH	STATE MANDATED F/S	\$55.00	\$55.00

Building Permits Subtotal Report

Sorted by PERMIT TYPE CODE

Report for 06/26/2014 to 07/25/2014

Report Date 07/29/2014

Permit Type Code	Permit Date	Site Address	General Contractor	Owner Name	Project Scope	Permit Fee	Estimated Cost
FS	07/17/2014	249 OLIVER DR NORTH	OWNER AS CONTRACTOR:	PERNELL LAND COMPANY LLC	STATE MANDATED F/S	\$55.00	\$55.00
FS	07/03/2014	5256 VICKSBORO RD	OWNER AS CONTRACTOR:	CROSSROADS PENT HOLINESS CHURC	STATE MANDATED F/S	\$55.00	\$55.00
FS	07/01/2014	2996 FAULKNER TOWN RD	OWNER AS CONTRACTOR:	DICKIE'S GROVE BAPTIST CHURCH	STATE MANDATED F/S	\$55.00	\$55.00
FS	07/18/2014	4815 NC 39 HWY SOUTH	OWNER AS CONTRACTOR:	GILLBURG METHODIST CHURCH	STATE MANDATED F/S	\$55.00	\$55.00
FS	07/16/2014	3760 SOUTHERLAND MILL RD	OWNER AS CONTRACTOR:	HAYES, RANDY L	STATE MANDATED F/S	\$55.00	\$55.00
FS	07/16/2014	2338 WELDON'S MILL RD	OWNER AS CONTRACTOR:	CRAIG, WILLIAM G, JR & MARIE	STATE MANDATED F/S	\$55.00	\$55.00
Permit Type Code: FS		Total Permits: 18		Fees Total: \$990.00		Estimated Cost Total: \$990.00	
MISC	07/23/2014	219 GARNETT ST SOUTH	OWNER AS CONTRACTOR:	EMROSE CORPORATION	ADMINISTRATIVE	\$0.00	\$0.00
Permit Type Code: MISC		Total Permits: 1		Fees Total: \$0.00		Estimated Cost Total: \$0.00	
MOD	07/15/2014	2170 TUNGSTEN MINE RD	CAROLINA COUNTRY HOMES	EVANS, ANITA	1 STORY MODULAR	\$1,008.00	\$165,156.00
Permit Type Code: MOD		Total Permits: 1		Fees Total: \$1,008.00		Estimated Cost Total: \$165,156.00	
OC	07/03/2014	1032 WILLIAMS ST SOUTH	CUSTOMER FIBERGLASS INTERNATIONAL	BARN DOOR INDUSTRIES	CHG. USE MANUFAC.F-1	\$310.00	\$3,500.00
OC	07/07/2014	691 BEARPOND RD STE B	MANA FROM HEAVEN	REDEEMER PROPERTIES, LLC	OCCUAPANCY CHANGE	\$165.00	\$1,000.00
Permit Type Code: OC		Total Permits: 2		Fees Total: \$475.00		Estimated Cost Total: \$4,500.00	
REMODEL	07/14/2014	514 WHITTEN AVE	CLARENCE BROWNSON	DORSEY, THOMAS & PAULINE H	RPL PORCH	\$55.00	\$3,500.00
REMODEL	07/15/2014	845 PARK AVE	SEARS HOME IMPROVEMENT	HASKINS, L MARIE	REPLACE 15 WINDOWS	\$65.00	\$8,606.00
REMODEL	07/01/2014	647 VANCE ST	L. ROBERTS REPAIRS & BUILDER:	FOSTER, FREDDIE I & EMMA	REMODEL BATHROOM	\$320.00	\$4,500.00
REMODEL	07/10/2014	1667 WALNUT RD	L ROBERTS HOME REPAIRS & BUILD:	GRAY, CURTIS G	REMODEL HOUSE	\$489.00	\$39,000.00
REMODEL	07/22/2014	100 WATERS EDGE LOOP RD	BUILDER SERVICES, INC OF NC	RIVERS, PATSY	REPAIR FIRE DAMAGE	\$320.00	\$32,354.00
REMODEL	06/27/2014	2620 NUTBUSH RD	ROGERS & FRANKLIN DESIGN BUILD:	PARHAM, CHARLES R & LOUISE	REMODEL KITCHEN	\$275.00	\$20,000.00
REMODEL	07/08/2014	393 FRANKLIN LN	TJ CONSTRUCTION OF HNSN, LLC:	GREENWAY, JACQUELYN R	REMODEL BATH/ADD BAT	\$275.00	\$9,567.00
REMODEL	07/18/2014	31 OLIVER DR SOUTH	DUDLEY CONSTRUCTION, INC	ERIN GRANTLY INVESTMENTS, LLC	REMODEL BATHROOM	\$275.00	\$8,300.00
REMODEL	07/10/2014	455 OLD WARRENTON RD	QUALIFIED CUSTOM BUILDERS & RE:	STATE EMPLOYEES CREDIT UNION	REMOVE & REPLACE PO	\$120.00	\$12,000.00
REMODEL	07/23/2014	293 LITTLE MILL RD	OWNER AS CONTRACTOR:	BATCHELOR, RON B	RENOVATIONS	\$110.00	\$500.00
REMODEL	07/15/2014	350 THOMPSON LN	SEARS HOME IMPROVEMENT	THOMPSON, ROBERTA B	REPLACE 8 WINDOWS	\$65.00	\$7,252.00

Building Permits Subtotal Report

Sorted by PERMIT TYPE CODE

Report for 06/26/2014 to 07/25/2014

Report Date 07/29/2014

Permit Type Code	Permit Date	Site Address	General Contractor	Owner Name	Project Scope	Permit Fee	Estimated Cost
------------------	-------------	--------------	--------------------	------------	---------------	------------	----------------

Permit Type Code: REMODEL	Total Permits: 11	Fees Total: \$2,369.00	Estimated Cost Total: \$145,579.00
----------------------------------	--------------------------	-------------------------------	---

SFR	07/02/2014	1846 KITTRELL RD	OWNER AS CONTRACTOR:	PERNELL, JOSHUA	1 STORY SFR PORCH	\$1,528.00	\$175,000.00
-----	------------	------------------	----------------------	-----------------	-------------------	------------	--------------

Permit Type Code: SFR	Total Permits: 1	Fees Total: \$1,528.00	Estimated Cost Total: \$175,000.00
------------------------------	-------------------------	-------------------------------	---

SHINGLES	07/07/2014	1211 GARNETT ST NORTH	HARRIS & SON HOME REPAIR:	NORTH HENDERSON BAPTIST CHURCH	REMOVE & REPLACE	\$65.00	\$5,400.00
SHINGLES	07/14/2014	1016 GARNETT ST NORTH	OWNER AS CONTRACTOR:	W & W PROPERTIES & RENTALS LLC	REMOVE & REPLACE	\$75.00	\$1,500.00
SHINGLES	06/27/2014	620 WITHERSPOON ST	DURAN ROOFING:	CLARK, HENRIETTA C	REMOE & REPLACE	\$65.00	\$6,000.00
SHINGLES	07/14/2014	416 LIGHTWOOD WAY	OWNER AS CONTRACTOR:	WASHINGTON, BESSIE ALLEN	REMOVE & REPLACE	\$65.00	\$3,500.00
SHINGLES	07/24/2014	903 ROANOKE AVE	DURAN ROOFING:	MOODY, R WAYNE & OTHERS	REMOVE & REPLACE	\$65.00	\$3,000.00
SHINGLES	07/23/2014	425 ROLLINS AVE	KIMBALL ROOFING/KBL EXTERIORS:	HILLIARD, PERRY H & MILDRED	RMV & RPL SHINGLES	\$65.00	\$3,500.00
SHINGLES	07/17/2014	218 DENVER ST	HARRIS & SON HOME REPAIR:	C & C INVESTMENTS, LLC	REMOVE & REPLACE	\$65.00	\$2,400.00
SHINGLES	06/27/2014	2182 POPLAR CREEK RD	KIMBALL ROOFING/KBL EXTERIORS:	NORWOOD, GEORGE A & BETTY	RMV & RPL SHINGLES	\$65.00	\$5,000.00
SHINGLES	07/03/2014	125 RED HEAD LN	OWNER AS CONTRACTOR:	ERIN GRANTLY INV, LLC	REMOVE & REPLACE	\$65.00	\$800.00
SHINGLES	07/10/2014	830 MONTGOMERY ST EAST	DURAN ROOFING:	GIBBS, WILLIAM L & AGNES	REMOVE & REPLACE	\$65.00	\$3,700.00

Permit Type Code: SHINGLES	Total Permits: 10	Fees Total: \$660.00	Estimated Cost Total: \$34,800.00
-----------------------------------	--------------------------	-----------------------------	--

SWMH	06/26/2014	500 J P TAYLOR RD	CAROLINA MOBILE CONTRACTORS:	ABBOTT, WILLIE F	1986 14 X 65 SWMH	\$210.00	\$1,500.00
SWMH	07/18/2014	180 CHLOE LN	B & R MOBILE HOME SET-UP, INC.:	MITCHELL, ELAINE B	1994 14 X 76 SWMH	\$210.00	\$3,000.00
SWMH	07/18/2014	54 VANN LN	B & R MOBILE HOME SET-UP, INC.:	WILLIAMS, JOHN ADAMS, JR & ANGELA	1999 14 X 76 SWMH	\$155.00	\$12,000.00

Permit Type Code: SWMH	Total Permits: 3	Fees Total: \$575.00	Estimated Cost Total: \$16,500.00
-------------------------------	-------------------------	-----------------------------	--

Total Permits Issued: 84

Total Fees Paid: \$12,574.00

Total Estimated Cost \$966,775

Combo Permits Summary Report

Sorted by Source

Report for 06/26/2014 to 07/25/2014

Report Date 07/29/2014

Permit Category	Permit Date	Permit Type	Site Location	Contractor Name	Owner Name	Project Scope	Permit Fee	Estimated Cost
Electrical	06/26/2014	ELECMIN	3480 GLEBE RD	PLUMTREE ELECTRICAL:	O'BRIEN, PATSY ESTATE	REPAIR SVC MAST	\$55	\$800
Electrical	06/30/2014	ELECMIN	381 MOODY RD	OWNER AS CONTRACTOR:	NEVILLE, JAMES & PALZATTO, JOH	CHANGE METER BASE	\$55	\$55
Electrical	06/30/2014	ELECMIN	4882 VICKSBORO RD	TIM BRIDGES ELECTRIC:	HARRIS, DEBORAH J	CHANGE OUT MAST	\$55	\$500
Electrical	06/30/2014	ELECMIN	305 KITTRELL ST	JAMES CHAMPION'S ELECTRIC SERV:	INSHORE PROPERTIES LLC	REPLACE METER BASE	\$55	\$355
Electrical	07/01/2014	RE-CONT INSPECTION	63 COYOTE CT	OWNER AS CONTRACTOR:	DUQUE, DANIEL	POWER CONNECTION	\$55	\$55
Electrical	07/02/2014	ELECMIN	602 ROWLAND ST	TBA:	STEVENSON, KENNETH G	REPLACE METER BASE	\$55	\$400
Electrical	07/03/2014	ELECMIN	2641 VICKSBORO RD	JEFFRIES ELECTRIC CO:	HARRIS, WILLIAM DAVID	REPLACE SERVICE PANE	\$55	\$750
Electrical	07/07/2014	ELECMIN	218 HAMILTON ST	JAMES CHAMPION'S ELECTRIC SERV:	STEWARDSON, FAYE	REPLACE METER BASE	\$55	\$600
Electrical	07/08/2014	ELECMIN	3005 HWY 158 BUSINESS	ELECTRICAL PLUS INC.:	ST JAMES BAPTIST CHURCH	CHANGE SUB PANEL	\$55	\$1,000
Electrical	07/08/2014	RE-CONT INSPECTION	838 EASTWAY DR	DEVON REID	SILVER, SAINT J & CAROLYN	POWER CONNECT	\$55	\$55
Electrical	07/09/2014	ELECMIN	1821 BANE AVE	ANDREWS ELECTRICAL SERVICE LLC:	MAHAFFEY, JOSEPH A & JEAN R	REPLACE METER BASE	\$55	\$350
Electrical	07/09/2014	RE-CONT INSPECTION	1801 WARRENTON RD	OWNER AS CONTRACTOR:	WATKINS, EVELYN E	SERVICE POLE	\$55	\$55
Electrical	07/09/2014	RE-CONT INSPECTION	525 YADKIN ST	FRANKLIN CONSTRUCTION CO. LLC.:	FRANKLIN, MICHAEL	POWER CONNECTION	\$55	\$55
Electrical	07/10/2014	ELECMIN	214 DABNEY DR	MID SOUTH ELECTRIC SERVICE:	WATKINS & WATKINS DEVELOPMENT	ADD 4 RECEPTACLES	\$55	\$400
Electrical	07/11/2014	RE-CONT INSPECTION	443 WALTER BOWEN RD	OWNER AS CONTRACTOR:	JP MORGAN CHASE BANK	POWER CONNECT	\$55	\$55
Electrical	07/14/2014	RE-CONT INSPECTION	1354 LAKE LODGE RD SOUTH	OWNER AS CONTRACTOR:	STATE EMPLOYEE CREDIT UNION	POWER CONNECT	\$55	\$55
Electrical	07/14/2014	RE-CONT INSPECTION	1160 BUCHANAN RD	OWNER AS CONTRACTOR:	HENSON, LESTER	RECONNECT POWER	\$55	\$55
Electrical	07/15/2014	ELECMIN	501 HICKORY ST	TIM BRIDGES ELECTRIC:	HARRISON, MAURICE E & BARBARA	CHANGE METER BASE	\$55	\$500
Electrical	07/15/2014	RE-CONT INSPECTION	419 ROCKSPRING ST EAST	OWNER AS CONTRACTOR:	HIGHTOWER, KIRBY J & SHANDELAN	POWER CONNECTION	\$55	\$55
Electrical	07/16/2014	ELECMIN	605 MONTGOMERY ST EAST	JAMES CHAMPION'S ELECTRIC SERV:	STEWARDSON, JASON & MARIANNA	REPLACE MAIN BREAKER	\$55	\$555
Electrical	07/18/2014	ELECMIN	1470 LYNNBANK RD NORTH	SANFORD ELECTIC	FULLER CHAPEL CHURCH OF CHRIST	WIRE HVAC UNITS	\$55	\$350
Electrical	07/21/2014	ELECMIN	63 COYOTE CT	OWNER AS CONTRACTOR:	DUQUE, DANIEL	REWIRE HOUSE	\$55	\$2,800
Electrical	07/22/2014	ELECMIN	944 SOUTHERLAND ST	JAMES CHAMPION'S ELECTRIC SERV:	RLHUBBARD ASSOCIATES LLC	REPLACE SERVICE	\$55	\$655
Electrical	07/23/2014	ELECMIN	94 SHEPARDS WAY LN	OWNER AS CONTRACTOR:	HENRICHS, STEPHEN C & DIANA L	INSTALL GENERATOR	\$110	\$1,000
Electrical	07/25/2014	ELECMIN	1554 HORSESHOE BEND RD	DIRK REAUME CUSTOM HOME BLDS:	OVERTON, ANN B	REPLACE GENERATOR	\$100	\$10,000

Combo Permits Summary Report

Sorted by Source

Report for 06/26/2014 to 07/25/2014

Report Date 07/29/2014

Permit Category	Permit Date	Permit Type	Site Location	Contractor Name	Owner Name	Project Scope	Permit Fee	Estimated Cost
Electrical	07/25/2014	ELECMIN	6884 NC 39 HWY SOUTH	DIRK REAUME CUSTOM HOME BLDS:	BURGESS, TALMADGE, JR	REPLACING GENERATOR	\$100	\$10,000
Electrical Permits Issued		26		Fees Total	\$1,575.00	Estimated Cost Total	\$31,510.00	
Mechanical	06/26/2014	MECHMIN	265 WELCOME AVE	DALE'S HEATING,COOLING & REFRI:	HICKS, JAMES SPENCER	HVAC CHANGEOUT	\$55	\$3,781
Mechanical	06/26/2014	MECHMIN	1465 NEWTON DAIRY RD	DALE'S HEATING,COOLING & REFRI:	CURRIN ENTERPRISES, INC	HVAC CHANGEOUT	\$55	\$3,357
Mechanical	07/01/2014	MECHMIN	519 GILLBURG RD	ADAMS HEATING & AIR COND:	ALLEN, JERRY & NEWMAN, RUSSELL	HVAC CHANGE OUT	\$55	\$600
Mechanical	07/01/2014	MECHMIN	187 BARHAM LN	TONEY WILKERSON:	HARTLAND LAND COMPANY	CHANGE OUT	\$55	\$3,500
Mechanical	07/02/2014	MECHMIN	501 HICKORY ST	CAROLINA COOLING & HEATING:	HARRISON, MAURICE E & BARBARA	HVAC CHANGE OUT	\$55	\$4,795
Mechanical	07/09/2014	REFGERATION	1414 ANDREWS AVE EAST	DISCCA ENVIRONMENTAL SRVS, INC:	H & J WAREHOUSES LLC	INSTALL FREEZERS	\$207	\$9,400
Mechanical	07/11/2014	MECHMIN	500 COOPER DR SOUTH	LARRY'S SERVICE COMPANY:	LIC ASSOCIATES - HEND II	CHANGE OUT	\$100	\$4,500
Mechanical	07/11/2014	MECHMIN	1549 DABNEY DR	LARRY'S SERVICE COMPANY:	FLOYD, THOMAS, JR.	INSTALL A/C WDUCT	\$200	\$5,150
Mechanical	07/17/2014	MECHMIN	28 JEWEL LN	TONEY WILKERSON:	STANTON, CHARLES	EXHAUST FAN	\$55	\$350
Mechanical	07/18/2014	MECHMIN	250 BECKFORD DR SOUTH	LARRY'S SERVICE COMPANY:	WICKFORD NC LIMITED	HVAC CHANGEOUT	\$55	\$2,795
Mechanical	07/18/2014	MECHMIN	1470 LYNNBANK RD NORTH	COMFORT ZONE DESIGNERS:	FULLER CHAPEL CHURCH OF CHRIST	RPL STOLEN HVAC UNIT	\$100	\$12,750
Mechanical	07/22/2014	MECHMIN	155 REDBUD CHURCH RD	MIKE BRUMMITT HEATING&COOLING:	REDBUD BAPTIST CHURCH	HVAC CHANGE OUT	\$100	\$7,152
Mechanical	07/22/2014	MECHMIN	289 STEWART FARM RD	COMFORT MASTER INC:	SMITH, BARBARA	REPLACE HEAT PUMP	\$55	\$5,584
Mechanical	07/22/2014	MECHMIN	1182 CAREY CHAPEL RD	COMFORT MASTER INC:	WHETSTONE JOHN	REPLACE HEAT PUMP	\$55	\$7,998
Mechanical	07/23/2014	MECHMIN	203 ORVILLE ST	LARRY'S SERVICE COMPANY:	DIVINE HABITATION MINISTRIES	INSTALL HVAC UNIT &	\$129	\$5,480
Mechanical	07/24/2014	MECHMIN	1625 BANE AVE	LARRY'S SERVICE COMPANY:	COLE, MARTIN L MRS, JR	HVAC CHANGE OUT	\$55	\$5,560
Mechanical	07/24/2014	MECHMIN	4733 RALEIGH RD	LARRY'S SERVICE COMPANY:	POWELL, CHARLES & DEBBIE	INSTALL GAS LINE	\$55	\$300
Mechanical Permits Issued		17		Fees Total	\$1,441.00	Estimated Cost Total	\$83,052.00	
Plumbing	06/26/2014	PLUBVCWD	715 AYCOCK RD	R K & B PLUMBING:	FISHER, MICHAEL B & PAULA	VCWD WATER LINE	\$50	\$500
Plumbing	06/27/2014	PLUBVCWD	82 BROOKHAVEN CT	MOSLEY PLUMBING CO:	MC LERNON, VIRGINIA H	VCWD WATER LINES	\$50	\$900

Combo Permits Summary Report

Sorted by Source

Report for 06/26/2014 to 07/25/2014

Report Date 07/29/2014

Permit Category	Permit Date	Permit Type	Site Location	Contractor Name	Owner Name	Project Scope	Permit Fee	Estimated Cost
Plumbing	06/27/2014	PLUBVCWD	62 BROOKHAVEN CT	MOSLEY PLUMBING CO:	WILDER, FRANK RAY & JO ANN M	VCWD WATER LINES	\$50	\$900
Plumbing	07/01/2014	PLUBVCWD	5535 VICKSBORO RD	JAMES MILTON BULLOCK JR:	CLARK, MILTON S & LINDA	VCWD WATER LINES	\$50	\$500
Plumbing	07/07/2014	PLUBVCWD	494 GREYSTONE RD	R K & B PLUMBING:	BROWN, MARCELLUS,EST& HERBERT	VCWD WATER LINES	\$50	\$250
Plumbing	07/07/2014	PLUBVCWD	5130 VICKSBORO RD	OWNER AS CONTRACTOR:	COLEY, ANN AYSUCUE	VCWD WATER LINES	\$50	\$350
Plumbing	07/08/2014	PLUBMIN	1526 DABNEY DR	MOSLEY PLUMBING CO:	PJ CAROLINA LLC	REPLACE GAS W/H	\$55	\$1,336
Plumbing	07/14/2014	PLUBMIN	623 ORANGE ST WEST	LOYD PLUMBING CO-OXFORD:	WIMBUSH, MARY	REPLACE WATER LINE	\$55	\$1,000
Plumbing	07/14/2014	PLUBVCWD	1300 VICKSBORO RD	MOSLEY PLUMBING CO:	SMITH, JUDY F & CARL B	VCWD WATER LINES	\$50	\$952
Plumbing	07/15/2014	PLUBMIN	225 RED BUD CIR	OWNER AS CONTRACTOR:	ADAMS, MICHAEL B	ADDING SPRINKLER	\$55	\$700
Plumbing	07/15/2014	PLUBVCWD	2549 VICKSBORO RD	MOSLEY PLUMBING CO:	PEOPLES, PATRICIA H	VCWD WATER LINES	\$50	\$859
Plumbing	07/16/2014	PLUBVCWD	31 OLIVER DR SOUTH	R K & B PLUMBING:	ERIN GRANTLY INVESTMENTS, LLC	VCWD WATER LINES	\$50	\$400
Plumbing	07/17/2014	PLUBVCWD	1258 CAREY CHAPEL RD	TBA:	JOHNSON, KIMARI MARCUS	VCWD WATER LINES	\$50	\$500
Plumbing	07/18/2014	PLUBMIN	1518 LYNNE AVE	T & J PLUMBING REPAIR, INC	ROYSTER, WILLIAM H & EDNA	RPL WATER LINE	\$55	\$1,100
Plumbing	07/18/2014	PLUBVCWD	2641 VICKSBORO RD	MOSLEY PLUMBING CO:	HARRIS, WILLIAM DAVID	VCWD WATER LINES	\$50	\$829
Plumbing	07/18/2014	PLUBVCWD	2724 VICKSBORO RD	MOSLEY PLUMBING CO:	FAUCETTE, WILLARD H, MRS	VCWD WATER LINE	\$50	\$870
Plumbing	07/18/2014	PLUBVCWD	2694 VICKSBORO RD	MOSLEY PLUMBING CO:	CHAMPION, BONNIE C, JR	VCWD WATER LINE	\$50	\$1,003
Plumbing	07/18/2014	PLUBVCWD	1532 WARRENTON RD	KEVIN MALONE PERDUE:	ABDO SALEH, INC.	VCWD WATER LINE	\$50	\$300
Plumbing	07/21/2014	PLUBMIN	207 ORANGE ST WEST	ROBERT L LLOYD PLUMBING:	INSCOE PROPERTIES, LLC	REPLACE WATER MAIN	\$55	\$900
Plumbing	07/22/2014	PLUBVCWD	2788 VICKSBORO RD	MOSLEY PLUMBING CO:	JMFBTF, LLC	VCWD WATER LINES	\$50	\$866
Plumbing	07/22/2014	PLUBVCWD	2746 VICKSBORO RD	MOSLEY PLUMBING CO:	SPAIN, JOYCE HARP	VCWD WATER LINES	\$50	\$862

Plumbing Permits Issued	21	Fees Total	\$1,075.00	Estimated Cost Total	\$15,877.00
--------------------------------	----	-------------------	------------	-----------------------------	-------------

Permits Issued	64	Fees Total	\$4,091.00	Estimated Cost Total	\$130,439.00
-----------------------	----	-------------------	------------	-----------------------------	--------------

Water Tap Report

Report for 06/26/2014 to 07/25/2014

Report Date 07/29/2014

Notification Number	Notification Date	Notification Type	Property Parcel Number	Property Location	Owner Name	Type of Tap	Tap Fee
U2010-8472	06/30/20	WATER TAP	0533 04007	2694 VICKSBORO RD	CHAMPION, BONNIE C, JR	WET TAP	\$320
U2010-8643	06/30/20	WATER TAP	0533 01006	2641 VICKSBORO RD	HARRIS, WILLIAM DAVID	WET TAP	\$320
U2010-8651	06/30/20	WATER TAP	0533 04006	2724 VICKSBORO RD	FAUCETTE, WILLARD H, MRS	WET TAP	\$320
U2010-9040	06/30/20	WATER TAP	0533 03001	2500 VICKSBORO RD	FALKNER, JOYCE W	WET TAP	\$320
U2010-9041	06/30/20	WATER TAP	0533 03001	2494 VICKSBORO RD	FALKNER, JOYCE W	WET TAP	\$320
U2010-9239	06/30/20	WATER TAP	0533 04003	2788 VICKSBORO RD	JMFBTF, LLC	WET TAP	\$320
U2012-0613	06/30/20	WATER TAP	0533 01007	2663 VICKSBORO RD	VANCE COUNTY	WET TAP	\$320
U2012-1953	06/30/20	WATER TAP	0533 04005	2746 VICKSBORO RD	SPAIN, JOYCE HARP	WET TAP	\$320
U2013-0435	06/30/20	WATER TAP	0533 01013	2549 VICKSBORO RD	PEOPLES, PATRICIA H	WET TAP	\$320
U2014-1225	06/30/20	WATER TAP	0361D03003	3106 THOMAS RD	KEARNEY, LARRY AND ELOISE	WATER TAP	\$125
U2014-1263	07/08/20	WATER TAP	0404 02007	3262 DABNEY RD	MARROW, MELVIN H & MARY	WATER TAP	\$125
U2014-1274	07/09/20	WATER TAP	0369A01006	72 BAYTREE LN	DOWNING, TIMOTHY & SOPHIA	WATER TAP	\$125
U2014-1300	07/14/20	WATER TAP	0546 02001	2429 ROCK MILL RD	REYNOLDS, RYAN R & AMY	WET TAP	\$125
U2014-1377	07/22/20	WATER TAP	0613 03004A	831 CARVER SCHOOL RD	HAWKINS, WILLIS E & IRENE	WET TAP	\$125
U2014-1392	07/23/20	WATER TAP	0404 01035	GLEBE RD	SMITH, TANYA H	WET TAP	\$125
U2014-1410	07/25/20	WATER TAP	0336 01012	5130 THOMAS RD	MAULTSBY, JOAN & CYNTHIA	WATER TAP	\$125

Summary

Notifications Issued: 16

Water Tap Fees Total: \$3,755.00

Recreation/Parks

June 2014

Recreation Program Summary

RECREATION PROGRAM DIVISION

Youth Athletics

1. Youth Baseball/Softball
Scheduled 86 practices
Schedule 107 games
Involved 5,742 spectators for the month
Involved 10,753 participant hours of activity for the month

Adult Athletics

No adult athletic programs were budgeted for 2013/14.

Recreation Programs

Golden Age Club - conducted 4 weekly meetings of the Golden Age Club including a trip to Crabtree Valley Mall where the ladies enjoyed lunch and shopping. There was a monthly attendance of 45 members.

Visually Impaired Program (VIP) – this program working with visually impaired citizens and volunteers provides recreational activities and a support group. We provided transportation to and from Camp Dogwood for 9 of the VIP members.

Rec Players – Rehearsals began for the upcoming show of *Oliver!*

Aycock Recreation Center

Aquatics

Water Aerobics Class was held 26 times with a total of 389 participants.

A total of 4 rentals were scheduled with 5 hours of usage and 55 participants.

Practice was scheduled for 1 swim team 15 times with 407 participants and 30 hours of usage.

School groups were scheduled 5 times with 8 hours of usage and 145 participants.

Group swim lessons were scheduled 26 times with 82 participants and 22 hours of usage.

Swim Groups were scheduled 15 times with 4 different groups with 25.5 hours of usage and 389 participants.

Aycock Recreation Center

Karate Kidz Academy- this is a martial arts class designed for children ages 2-18yrs old. Class is on Monday nights and the first class begun on Nov. 8th 2010. There was one class with 40 participants for the month of June.

The Aycock Recreation Department is helping the city and county start an employee wellness program. The Aycock Recreation Department is providing free memberships to all city and county employees. There were a total of 15 registered city members and 61 registered county members for the month of June. There were a total of 49 Vance County School employees registered for the month of June.

TOWN (Taking off Weight Now) group meets on Friday mornings with a total of 60 participants for the month.

Scheduled 2 Facility rentals for a total of 10 hours of usage and a total of 170 participants

Scheduled 4 community/non-profit meetings; for a total 12 of hours of usage and a total of 145 participants.

The Aycock Recreation center is helping Iams/Walmart provide opportunity for employees to play basketball. There were 10 usages with a total of 353 participates.

Total of 2490 citizens visited/used the Center for the month
(Excludes numbers for rentals/meetings/classes, aquatics events, and youth athletics)

Summer Day Camp

Summer Day Camp is a program designed for children ages 8-11years old. This program begins June 16th and ends Aug. 1st. Programmed activities include swimming, gym time, arts and crafts, and sports time, outside time. Hilda Delbridge and Jerry Edmonds provided a tennis camp for the kids twice a week for an hour. Kellie Norris from Maria Parham Hospital visited with camp and talked about warning signs for someone having a stroke. Salonia House visited held a Zumba class with camp. Campers go on a field trip once a week. Field trips for the month of June included Defy Gravity, and a Durham Bulls Game. We had on average 18 campers a day for the month of June. The Vance County school system provided lunches and snacks for the campers.

Attended a summer feeding program at the public library. Aycock Rec Center is partnering with Vance county Schools to provide lunches to kids in the summer camp.

YOUTH SERVICES SUMMARY

June 2014

Community Service/Restitution

- ✚ There were two terminations and one intake for the month.
- ✚ Aycock Recreation Center and Fox Pond Park were the work sites used for youth completing community service hours.

Project Youth Outreach – Interpersonal Skills/Guided Growth Program

All school groups enjoyed outings to Adventure Island and Pizza Inn.

Schools participated in school year end trips as follows:

- ✚ Emerald Pointe – June 16 – Dabney; June 18 – New Hope; June 24 – EM Rollins
- ✚ Carowinds in Charlotte – June 26 Eaton Johnson and Henderson Middle Schools

Program will be doing summer programs with Carver Elementary and Henderson Middle School groups weekly starting in July and ending prior to school starting. Groups will start by 9:00 am and conclude around 2:00 pm. They will also participate in the summer feeding program at various schools.

Conflict Management Services

One youth completed anger management classes in youth. There is one pending Teen Court referral for services.

Teen Court

- ✚ Teen Court had one case for June.
- ✚ Teen Court cases will resume in September.

COMMUNITY INVOLVEMENT/TRAINING

- ✚ Numerous community board participation by staff: United Way, Safe Kids, Judicial Attendance Council, System of Care Five County Community Collaborative, Boys & Girls Club, Juvenile Crime Prevention Council and Vance Gang Awareness Partnership, etc.
- ✚ Entire staff participated in the Vance Gang Awareness Partnership Retreat held at the Perry Library on June 5.
- ✚ Entire staff attended the Human Trafficking Workshop on June 11 at Aycock Rec Center.
- ✚ Champions for Children Conference, sponsored by V-GAP under Vance JCPC, on June 17 – Youth Services Programs set up booths and participated in the event.
- ✚ Donna Stearns and Candace Williams received certification for June 27, 2014 through June 27, 2017 for completing Mental Health First Aid USA Training for adults helping adults with mental health issues such as depression, anxiety disorders, psychosis, and substance use disorders.

PERSONNEL REPORT

July 17, 2014

New Hires:

1. Tanya Turner has been hired as a temporary worker in the Medicaid unit effective July 3, 2014.
2. Chelsea Gilliam has been appointed as a Social Worker III in the Foster Care/Adoptions Unit effective July 7, 2014.
3. Patricia Hill has been appointed as a SW IA&T in the CPS Unit effective July 14, 2014.
4. Kira Smith has been appointed as a SW IA&T in the CPS Unit effective July 21, 2014.
5. Connie Rose has been appointed as an SW IA&T in the CPS Unit effective July 21, 2014.
6. Amber Gupton has been appointed as an SW I at the Senior Center effective July 28, 2014.

Promotions:

The following staff has been promoted to an Income Maintenance Supervisor II, Cathy Hope, Stracy Foster, Sharon Parker, Anne Railey, Kim Choplin, and Latalvin Branch. All of these workers previously held IMC III positions. These upgrades were approved by the County Commissioners in the new budget.

Joan Harlow has been promoted to an Eligibility Program Manager. This upgrade was approved by County Commissioners.

Resignation:

Jacquetta Williams, SW II in the Child Care Unit, has submitted her resignation effective August 1, 2014.

Retirement:

None

Openings:

Spanish Interpreting Service

June 2014

<u>Program</u>	<u>Office Visit</u>	<u>Home Visit</u>	<u>Tel in</u>	<u>Tel out</u>	<u>In Court</u>
Adult Serv	0	1	2	1	0
Child Supp	2	0	7	2	1
Children's Serv	0	0	0	0	0
FNS	34	0	26	11	0
Intake	1	0	0	0	0
Medicaid	20	0	29	6	0
Senior Ctr	0	0	0	0	0
WFFA	3	0	1	0	0
Transportation	0	0	2	2	0
Daycare	0	0	0	0	0
Totals	60	1	67	22	1

	A	B	C	D	E	F	G	H	I
1	DATE	# OF CLIENTS REGISTERED	FNS APPLICATIONS	F & C MED APPLICATIONS	A MED APPLICATIONS	LIS APPLICATIONS	SA & LTC APPLICATIONS	FFM APPLICATIONS	TOTALS
2	6/2/2014	98	22	6	8				36
3	6/3/2014	79	12	8	5		1		26
4	6/4/2014	88	15	9	6			5	30
5	6/5/2014	91	7	5	2		2		16
6	6/6/2014	96	14	6	6			2	26
7	6/9/2014	121	19	4	3				26
8	6/10/2014	98	13	5	2		1	1	21
9	6/11/2014	97	18	10	3			6	31
10	6/12/2014	83	18	5	3			5	26
11	6/13/2014	72	18	4	4			3	26
12	6/16/2014	105	19	6	3		1	5	29
13	6/17/2014	91	21	6	3			1	30
14	6/18/2014	78	13	5	5		2	2	25
15	6/19/2014	69	12	5	2			4	19
16	6/20/2014	66	13	7	4				24
17	6/23/2014	76	10	7	7		2		26
18	6/24/2014	68	14	3	5		1	2	23
19	6/25/2014	67	11	5	2				18
20	6/26/2014	68	7	4	1				12
21	6/27/2014	60	12	6	3				21
22	6/30/2014	84	18	7	3	4			32
23									0
24									0
25									0
26									0
27		1755	306	123	80	4	10	36	523

Work First, Emergency Intake, and Child Care Statistical Report Fiscal Year: 2013-2014

2012	Sep-13	Oct-13	Nov-13	Dec-13	Jan-14	Feb-14	Mar-14	Apr-14	May-14	Jun-14
WFFA Caseload Information										
Active Adult WFFA Cases	6	6	11	12	13	13	10	9	16	25
Active Child Only	136	137	135	140	145	147	146	150	133	143
New WFFA Applications	38	30	28	28	39	19	23	35	40	42
WF Employment Services Info										
Open Cases	120	107	108	81	82	96	88	117	83	119
New Assessments	127	106	75	87	90	65	91	128	111	127
Newly Employed clients	14	10	15	7	6	14	9	22	26	19
WF Participation Rate (50% required)	67%	100%	N/A (gov shutdown)	66.70%	100%	100%	100%	50%	100%	72%
Emergency Intake Info										
WF Emergency Asst. Applications	59	34	32	46	59	39	31	49	23	1
CIP Application	123	20	462	286	458	0	37	7	33	34
Wake Roundup Application	4	4	6	3	5	7	2	0	0	0
Energy Neighbor Application	1	0	5	0	6	8	2	0	4	2
General Assistance Application	21	23	13	9	0	0	9	37	2	0
Duke Energy Progress Applications	49	51	53	21	8	17	46	205	0	0
Other Referrals	85	86	110	63	72	45	21	33	49	28
Office Inquires	200	216	199	179	210	508	201	206	213	51
LIEAP Applications	0	0	0	481	164	1148	321	0	0	0
Emergency Intake Financial Info										
WF Emergency Asst Monthly Spending	\$6,533.13	\$2,582.62	\$2,433.49	\$5,162.04	\$6,001.95	\$4,112.00	\$4,008.69	\$8,823.21	\$2,564.00	\$340.00
CIP Monthly Spending	\$18,949.26	\$3,614.02	\$81,795.50	\$40,855.58	\$68,364.39	\$0.00	\$5,630.56	\$1,777.54	\$4,305.42	\$5,190.48
LIEAP Spending	\$0.00	\$0.00	\$0.00	\$97,300.00	\$33,300.00	\$292,200.00	\$78,200.00	\$0.00	\$0.00	\$0.00
Wake Round Up Monthly Spending	\$393.24	\$393.24	\$793.24	\$496.00	\$799.00	\$1,182.35	\$16.00	\$0.00	\$0.00	\$0.00
Energy Neighbor Monthly Spending	\$61.00	\$0.00	\$793.60	\$0.00	\$680.04	\$1,059.30	\$445.57	\$0.00	\$759.82	\$326.06
General Asst Monthly Spending	\$1,184.18	\$809.58	\$545.04	\$605.19	\$0.00	\$0.00	\$924.54	\$5,502.29	\$201.00	\$0.00
Duke Energy Progress Funds	\$9,710.50	\$8,351.55	\$8,993.00	\$3,787.58	\$1,361.83	\$2,743.68	\$8,579.83	\$41,607.39	\$0.00	\$0.00
Child Care Workload										
Active Cases	336	356	375	368	395	402	415	433	410	412
# of Actions Taken	232	218	205	186	209	175	135	201	192	240
# of Children on Waiting List	287	163	175	54	35	136	88	117	167	212
# of Children Served	482	463	484	487	517	523	626	562	591	575

2014	December	January	February	March	April	May	June	Totals
Adult Protective Services Cases	1	3	1	1	0	3	1	
APS Reports	2	3	0	3	11	7	3	29
Reports Screened Out	1	3	0	3	8	5	2	22
Outreach/HV-Referrals	0	0	0	2	3	2	1	8
Reports Screened In	1	0	0	0	3	2	1	7
Allegations: *Abuse	1	0	0	0	1	1	0	3
*Caretaker Neglect	0	2	0	1	3	0	1	7
*Exploitation	0	0	0	0	0	0		0
*Self-Neglect	0	0	0	1	1	1	1	4
Cases Staffed	0	2	0	0	0	3	0	5
Substantiated	0	0	0	0	0	1	0	1
Un-Substantiated	0	2	0	0	0	2	0	4
APS Cases Closed	0	0	0	1	0	2	0	3
APS Ending Cases	3	3	1	0	3	1	2	13
Guardianship Cases (Wards)	7	7	7	7	7	8	9	52
Guardianship Ending Cases	0	0	0	7	8	9	9	33
At-Risk Cases	7	7	7	7	8	8	8	52
Hours Billed	28.75	24.5	23.5	38.17	27.75	20	21.5	184.17
\$ Amount of billing	1473.39	\$ 846.68	\$ 994.68	\$ 1,996.37	\$ 1,438.56	\$ 1,036.80	\$ 1,114.56	\$ 8,901.04
ARCM Cases Opened	0	0	0	1	0	0	0	1
ARCM Cases Closed	0	0	0	0	0	0	8	8
At-Risk Ending Balance	7	7	7	8	8	8	0	
Community Alternative Program	41	44	43	43	43	44	45	
Hours Billed	106.75	122.5	128	136.16	144.25	153.5	83.5	874.66
\$ Amount of Billing	9821.83	\$ 8,875.90	\$ 9,276.96	\$11,617.28	\$10,466.96	\$11,048.79	\$ 8,518.07	\$ 69,625.79
CAP Cases Open	3	0	0	0	2	2	0	7
CAP Cases Closed	0	1	0	0	1	1	1	4
CAP Cases Ending Balance	44	43	43	43	44	45	44	
Special Asst. In-Home Cases	61	60	60	59	59	61	60	
Hours Billed	109.75	145.25	113.75	123.42	132.75	119.5	99.25	843.67
\$ Amount of Billing	5868.81	\$6,442.23	\$5,971.25	\$ 6,396.83	\$ 7,009.29	\$ 6,155.10	\$ 5,132.22	\$ 42,975.78
SA-IH Cases Open	0	0	1	0	3	0	0	4
SA-IH Cases Closed	1	0	2	0	1	1	60	65
SA-IH Cases Ending Balance	60	60	59	59	61	60	0	
In-Home Aide Cases	17	18	18	17	16	16	16	
IHA Ending Cases	17	18	18	16	16	16	16	0
Indiv. & Family Adjustment	12	14	12	12	12	11	11	
I & FA Ending Balance	12	12	12	12	11	11	11	0
Rep-Payee Cases	12	13	12	11	11	10	10	
R-Payee Ending Balance	12	12	11	11	10	10	10	0

Signature: Linnoya Williams-Royster

Date: 7/9/2014

Child Support Incentive & Collection Results for: June, 2014
(end of fiscal year results)

State Fiscal Year (SFY) July 2013-June 2014
(Goals set by the Child Support State Office)

Vance County Caseload = 3,526 cases / NEW Cases Opened= 16

SFY Actual Collections / Percent of Goal Collected

VANCE CO = \$ 5,146,718/ 97.30% Goal = \$ 5,289,678
STATEWIDE = \$ 700,556,076/ 98.78% Goal = \$ 709,176,676

Paternity Established

VANCE CO = **100.20%** Goal = **100.00%**
STATEWIDE = 99.00% Goal = 97.40%

Cases under Order

VANCE CO = **90.31%** Goal = **88.23%**
STATEWIDE = 86.00% Goal = 84.45%

Current Support Collection Rate

VANCE CO = 65.50% Goal = 66.53%
STATEWIDE = 65.60% Goal = 66.00%

Current Cases with Payments to Arrears

VANCE CO = **71.09%** Goal = **71.00%**
STATEWIDE = 65.07% = Goal = 65.36%

Medical (Court-ordered cases enrolled w/ employer eligible insurance)

VANCE CO = 82.75%
STATEWIDE = 76.88%

Incentive Money received for report month = \$ 1,919.49
SFY Incentive Money received by County = \$61,309.43

Foster Care/Adoption/Licensing Monthly Report

Reporting Period: JANUARY 2014-JUNE 2014	JAN. 2014	FEB. 2014	MAR. 2014	APR. 2014	MAY 2014	JUNE 2014
# Children in CUSTODY	89	83	85	79	80	73
# Youth in CARE under CARS	02	02	03	03	03	04
# new children placed in Custody during Report Month	02	01	04	01	04	00
# of children whose cases CLOSED during Report Month	07	01	07	03	06	00

State prefers relative placements to foster home placements whenever possible

# of children placed in foster homes	44	41	44	38	41	36
# of children placed in therapeutic homes	12	09	09	08	07	08
# of children placed with relatives	27	27	26	26	25	22
# of children placed in other facilities (Group Home/Jail/Hospital)	08	08	09	09	10	11
# of children in out-of-state placements	01	01	01	01	01	01

State mandates that all children are seen monthly face-to-face

% of children seen face-to-face	98.8%	98.8%	98.8%	98.8%	98.8%	100%
% of caretaker contacts made	98.8%	100%	100%	98.8%	100%	100%

*1 run-away

12 months to permanency (if still in custody after 12 months is plan appropriate?)

# of children in custody less than 12 mo.	50	48	49	40	42	39
# of children in custody longer than 12 mo.	39	35	36	39	38	34
# of children whose cases were CLOSED in 12 months or less	00	01	05	02	03	00
# of children released from custody to parent	07	01	05	00	01	00

Adoption Information

# children free for adoption	07	07	07	07	06	02
# of children placed w/ identified adoptive placement	09	04	04	03	07	09
# of DSS adoptions finalized:	01	00	01	00	02	00

Foster Home Licensing Information

# of licensed VCDSS foster homes	22	22	23	20	21	20
----------------------------------	----	----	----	----	----	----

JUNE 2014 STATS

<u>AGE</u>	<u>RACE</u>
0-05 = 33	B = 56 W/H = 01
6-12 = 16	W = 17 W/B = 03
13-21 = 28	

Children's Welfare Unit - Statistical Reports for Month of June

Number of Cases by Month	Jan 2014	Feb 2014	Mar 2014	Apr 2014	May 2014	Jun 2014
1. # of CPS Intakes screened out per month	26	33	27	30	35	29
2. # out of the total screened out reports in which children resided in another county	0	4	0	2	0	2
3. # of Neglect Reports Accepted	32	39	56	43	39	41
4. # of Abuse Reports Accepted	3	17	9	12	9	7
5. # of Dependency Reports Accepted	3	0	0	0	1	0
6. # of total CPS intakes accepted per month	38	56	65	55	49	48
7. # out of total accepted that were sent to another county for assessment	6	5	2	11	3	3
8. # of Open Investigative Assessments on the last day of the month	7	19	21	19	10	10
9. # of open Family Assessments on the last day of the month	31	38	60	60	48	54
10. # of Open Cases	38	57	81	79	58	64
11. # of Case Decisions	38	29	30	44	63	27
12. # of Family Assessments beyond 45 days	2	5	7	10	15	14
13. # of Investigations beyond 30 days	3	2	12	12	2	6
14. % Rate of investigative cases that were beyond the 30 day timeframe that were keyed for this month * These rates are calculated by the State	Vance 14.6% Region 16.7% State 16.0%	Vance 16.7% Region 17.4% State 15.7%	Vance 16.0% Region 17.6% State 15.9%	Vance 21.4% Region 17.1% State 16.0%	Vance 21.0% Region 18.1% State 17.3%	Vance 6.7% Region 17.1% State 15.3%
15. % Rate of family assessment cases that were beyond the 45 day timeframe that were keyed for this month * These rates are calculated by the State	Vance 12.2% Region 29.4% State 29.8%	Vance 23.3% Region 33.5% State 33.9%	Vance 4.0% Region 29.2% State 29.3%	Vance 4.8% Region 25.1% State 27.0%	Vance 22.6% Region 27.3% State 28.1%	Vance 46.7% Region 27.4% State 27.4%
16. # of active CPS In-Home Service Cases open last day of the month	66	65	65	55	49	40
17. # of Assists accepted for CPS Assessments (Investigative and Family Assessments) during the month	8	3	3	3	11	5
18. # of Assists accepted for CPS In-Home Services during the month	2	2	0	1	0	1
19. % Rate of neglect cases that are initiated within required timeframe for the month	100%	100%	95%	98%	100%	95%
20. % Rate of abuse cases that are initiated within required timeframe for the month	100%	100%	100%	100%	100%	100%
21. % Rate of dependency cases that are initiated within required timeframe for the month	100%	100%	N/A	N/A	100%	N/A
22. # of repeat maltreatment within the previous 6 months	1	0	0	0	0	0
23. # of total reports screened	64	89	92	85	84	77
24. Total number of reports involving out of state interstate reports	0	0	0	0	0	0

SENIOR CENTER STATISTICAL REPORT 2013-2014

2013/2014	November	December	January	February	March	April	May	June
Transportation - Clients	24	24	25	24	24	28	22	21
General Transportation	298	296	263	258	319	298	304	252
Medical Transportation	0	0	0	0	0	0	0	0
EDTAP	76	48	66	93	76	73	50	59
Congregate - Clients	78	66	64	84	75	72	74	63
Meals Served	807	771	681	789	840	890	843	789
Home Delivered Meals - Clients	70	68	69	64	61	62	62	61
Meals Delivered	1252	1242	1391	1093	1202	1289	1271	1259
Liquid Nutrition - Clients	135	137	138	138	138	139	139	138
Units Sold	825	648	876	840	732	540	396	624
In-Home Aide -Clients	39	38	38	34	33	38	40	41
Units of hours	634	585	630	596	612	692	750	716
Caregiver - Clients	9	7	7	6	7	5	6	0
842 Respite Care Hours	87	52	18	18	32	24	6	0
863 Transportation (units)	12	12	12	12	20	14	10	0
859 Liquid Nutrition -(units)	96	72	36	36	24	0	0	0
Total Participants	269	327	315	260	254	241	248	284
Total Visits	1720	1627	1807	1625	1671	1680	1623	1609
Trips	0	0	0	0	1	1	1	1
Volunteer Hours	312.25		422	485	334	606	358	384.5
Consumer Contributions	3578.47	3699.09	1549.69	15496.81	2007.34	6557.79	1736.32	2584.15

Signature _____ Date _____

DATE 6/30/14 100 REAL AND LISTED PERSONAL
 TIME 17:34:31 REVENUE UNIT: ALL
 USER CINDY

VANCE COUNTY
 LEVY COLLECTED REPORT
 AS OF RUN DATE

REVENUE UNIT/YEAR

PAGE 1
 PROG# CL2237

YEAR	REVENUE UNIT CHARGE TYPE	(A) LEVY ORIG/DISC	DISC BILLS INCL IN (A)	(B) LEVY PAID/DSCNTS	DISCOUNTS INCL IN (B)	(C) NET ABATEMENTS	B+C/A COLL %	LEVY OUTSTANDING
2000	00 VANCE COUNTY TAXES	122,344.23		99,552.39		21,500.25		1,291.59
	A ASSESSMENT	27,900.00		17,234.52		10,665.48		
	L LATE LISTING	86.71		6.59		80.12		
	* YEAR TOTAL	150,330.94		116,793.50		32,245.85	99.15	1,291.59
2001	00 VANCE COUNTY TAXES	199,122.20		129,787.63		67,226.56		2,108.01
	A ASSESSMENT	37,026.89		23,651.14		13,300.75		75.00
	L LATE LISTING	165.27		136.13		29.14		
	* YEAR TOTAL	236,314.36		153,574.90		80,556.45	99.08	2,183.01
2002	00 VANCE COUNTY TAXES	240,406.36		203,439.02		36,576.44		390.90
	A ASSESSMENT	46,875.00		35,174.85		11,700.15		
	L LATE LISTING	2,745.38		1,370.39		1,374.99		
	* YEAR TOTAL	290,026.74		239,984.26		49,651.58	99.87	390.90
2003	00 VANCE COUNTY TAXES	289,381.07		257,301.60		23,593.76		8,485.71
	A ASSESSMENT	60,244.20		49,600.92		10,193.28		450.00
	L LATE LISTING	2,607.42		1,566.00		1,001.37		40.05
	* YEAR TOTAL	352,232.69		308,468.52		34,788.41	97.46	8,975.76
2004	00 VANCE COUNTY TAXES	379,828.78	901.28	351,218.25		5,609.99		23,000.54
	A ASSESSMENT	71,100.00		62,286.25		1,275.00		7,538.75
	L LATE LISTING	1,352.83		1,005.40		36.64		310.79
	* YEAR TOTAL	452,281.61	901.28	414,509.90		6,921.63	93.18	30,850.08
2005	00 VANCE COUNTY TAXES	617,234.18		582,633.19		6,506.43		28,094.56
	A ASSESSMENT	127,695.00		114,360.83		1,890.00		11,444.17
	L LATE LISTING	1,996.39		1,533.56		22.56		440.27
	* YEAR TOTAL	746,925.57		698,527.58		8,418.99	94.65	39,979.00
2006	00 VANCE COUNTY TAXES	4,705,597.14	11,816.19	4,669,586.81		6,168.36		29,841.97
	A ASSESSMENT	647,352.04		631,242.95		2,449.81		13,659.28
	L LATE LISTING	5,123.65		4,482.65		81.66		559.34
	* YEAR TOTAL	5,358,072.83	11,816.19	5,305,312.41		8,699.83	99.18	44,060.59
2007	00 VANCE COUNTY TAXES	16,516,588.68	21,869.50	16,475,364.02		8,879.95		32,344.71

VANCE COUNTY
 LEVY COLLECTED REPORT
 AS OF RUN DATE

REVENUE UNIT/YEAR

YEAR	REVENUE UNIT CHARGE TYPE	(A) LEVY ORIG/DISC	DISC BILLS INCL IN (A)	(B) LEVY PAID/DSCNTS	DISCOUNTS INCL IN (B)	(C) NET ABATEMENTS	B+C/A COLL %	LEVY OUTSTANDING
	A ASSESSMENT	1,780,913.04		1,764,997.57		3,802.40		12,113.07
	L LATE LISTING	7,783.59		7,436.96		33.57		313.06
	* YEAR TOTAL	18,305,285.31	21,869.50	18,247,798.55		12,715.92	99.76	44,770.84
2008	00 VANCE COUNTY TAXES	18,501,368.11	36,640.61	18,430,143.73		13,739.08		57,485.30
	A ASSESSMENT	1,934,885.01		1,909,090.27		5,902.50		19,892.24
	L LATE LISTING	7,805.78		7,062.75		83.03		660.00
	* YEAR TOTAL	20,444,058.90	36,640.61	20,346,296.75		19,724.61	99.62	78,037.54
2009	00 VANCE COUNTY TAXES	18,208,394.81	3,665.66	18,137,892.65		15,171.61		55,330.55
	A ASSESSMENT	1,934,672.50		1,910,036.52		7,479.50		17,156.48
	L LATE LISTING	10,545.82		9,971.80		53.74		520.28
	* YEAR TOTAL	20,153,613.13	3,665.66	20,057,900.97		22,704.85	99.64	73,007.31
2010	00 VANCE COUNTY TAXES	18,236,686.34	7,148.78	18,076,930.88		37,292.44		122,463.02
	A ASSESSMENT	1,959,510.00		1,907,520.31		15,582.50		36,407.19
	L LATE LISTING	20,586.48		14,382.10		5,248.60		955.78
	* YEAR TOTAL	20,216,782.82	7,148.78	19,998,833.29		58,123.54	99.21	159,825.99
2011	00 VANCE COUNTY TAXES	18,773,059.43	238,861.19	18,263,547.15		283,242.48		226,269.80
	A ASSESSMENT	2,029,845.00	15,210.00	1,930,555.76		38,120.00		61,169.24
	L LATE LISTING	64,093.56	52,876.14	39,913.72		18,419.12		5,760.72
	* YEAR TOTAL	20,866,997.99	306,947.33	20,234,016.63		339,781.60	98.60	293,199.76
2012	00 VANCE COUNTY TAXES	19,549,015.04	316,732.56	18,867,783.34		200,199.29		481,032.41
	A ASSESSMENT	2,046,087.50	27,357.50	1,911,417.20		45,455.41		89,214.89
	L LATE LISTING	72,228.89	53,563.78	47,035.35		13,661.21		11,532.33
	* YEAR TOTAL	21,667,331.43	397,653.84	20,826,235.89		259,315.91	97.32	581,779.63
2013	00 VANCE COUNTY TAXES	19,746,572.93	164,222.53	18,666,665.07		192,657.90		887,249.96
	A ASSESSMENT	2,036,855.00	8,780.00	1,849,588.39		31,910.00		155,356.61
	L LATE LISTING	42,307.82	19,399.94	30,716.11		3,273.67		8,318.04
	* YEAR TOTAL	21,825,735.75	192,402.47	20,546,969.57		227,841.57	95.19	1,050,924.61
2014	00 VANCE COUNTY TAXES	42,554.20	42,554.20	6,831.50		14,763.36		20,959.34
	A ASSESSMENT	2,085.00	2,085.00	312.50		417.50		1,355.00
	L LATE LISTING	586.35	586.35	230.63		7.03		348.69

DATE 6/30/14
TIME 17:34:31
USER CINDY

100 REAL AND LISTED PERSONAL
REVENUE UNIT: ALL

VANCE COUNTY
LEVY COLLECTED REPORT
AS OF RUN DATE

REVENUE UNIT/YEAR

PAGE 3
PROG# CL2237

YEAR	REVENUE UNIT CHARGE TYPE	(A) LEVY ORIG/DISC	DISC BILLS INCL IN (A)	(B) LEVY PAID/DSCNTS	DISCOUNTS INCL IN (B)	(C) NET ABATEMENTS	B+C/A COLL %	LEVY OUTSTANDING
*	YEAR TOTAL	45,225.55	45,225.55	7,374.63		15,187.89	49.89	22,663.03
**	REV UNT TOT	151,111,215.62	1,024,271.21	147,502,597.35		1,176,678.63	98.40	2,431,939.64

DATE 6/30/14 100 REAL AND LISTED PERSONAL
 TIME 17:34:31 REVENUE UNIT: ALL
 USER CINDY

VANCE COUNTY
 LEVY COLLECTED REPORT
 AS OF RUN DATE

REVENUE UNIT/YEAR

PAGE 10
 PROG# CL2237

YEAR	REVENUE UNIT CHARGE TYPE	(A) LEVY ORIG/DISC	DISC BILLS INCL IN (A)	(B) LEVY PAID/DSCNTS	DISCOUNTS INCL IN (B)	(C) NET ABATEMENTS	B+C/A COLL %	LEVY OUTSTANDING
2002	12 FIRE DISTRICT TAXES	4,124.55		3,317.20		807.35		
*	YEAR TOTAL	4,124.55		3,317.20		807.35	100.00	
2003	12 FIRE DISTRICT TAXES	6,729.53		5,934.83		548.06		246.64
*	YEAR TOTAL	6,729.53		5,934.83		548.06	96.34	246.64
2004	12 FIRE DISTRICT TAXES	8,740.21	28.59	8,060.84		82.35		597.02
*	YEAR TOTAL	8,740.21	28.59	8,060.84		82.35	93.17	597.02
2005	12 FIRE DISTRICT TAXES	13,511.98		12,797.60		84.59		629.79
*	YEAR TOTAL	13,511.98		12,797.60		84.59	95.34	629.79
2006	12 FIRE DISTRICT TAXES	89,836.07	404.13	89,081.29		67.05		687.73
*	YEAR TOTAL	89,836.07	404.13	89,081.29		67.05	99.24	687.73
2007	12 FIRE DISTRICT TAXES	342,310.78	723.66	341,483.87		102.24		724.67
*	YEAR TOTAL	342,310.78	723.66	341,483.87		102.24	99.79	724.67
2008	12 FIRE DISTRICT TAXES	397,167.68	1,220.07	396,008.40		230.01		929.27
L	LATE LISTING			.17		.21-		.04
*	YEAR TOTAL	397,167.68	1,220.07	396,008.57		229.80	99.77	929.31
2009	12 FIRE DISTRICT TAXES	403,358.41	120.39	401,717.39		249.79		1,391.23
L	LATE LISTING			.87		1.19-		.32
*	YEAR TOTAL	403,358.41	120.39	401,718.26		248.60	99.66	1,391.55
2010	12 FIRE DISTRICT TAXES	402,067.02	235.37	398,680.50		548.05		2,838.47
L	LATE LISTING			1.59		1.91-		.32
*	YEAR TOTAL	402,067.02	235.37	398,682.09		546.14	99.30	2,838.79
2011	12 FIRE DISTRICT TAXES	413,720.18	4,886.84	402,607.71		5,721.64		5,390.83
L	LATE LISTING	1,123.56	859.87	634.99		370.53		118.04

DATE 6/30/14 100 REAL AND LISTED PERSONAL
 TIME 17:34:31 REVENUE UNIT: ALL
 USER CINDY

VANCE COUNTY
 LEVY COLLECTED REPORT
 AS OF RUN DATE

REVENUE UNIT/YEAR

PAGE 11
 PROG# CL2237

YEAR	REVENUE UNIT CHARGE TYPE	(A) LEVY ORIG/DISC	DISC BILLS INCL IN (A)	(B) LEVY PAID/DSCNTS	DISCOUNTS INCL IN (B)	(C) NET ABATEMENTS	B+C/A COLL %	LEVY OUTSTANDING
*	YEAR TOTAL	414,843.74	5,746.71	403,242.70		6,092.17	98.68	5,508.87
2012	12 FIRE DISTRICT TAXES	666,994.08	7,262.88	622,732.88		30,910.31		13,350.89
	L LATE LISTING	1,961.06	1,180.07	1,502.63		379.16		79.27
*	YEAR TOTAL	668,955.14	8,442.95	624,235.51		31,289.47	98.00	13,430.16
2013	12 FIRE DISTRICT TAXES	655,652.74	4,627.36	619,976.81		5,085.50		30,590.43
	L LATE LISTING	1,340.28	323.26	1,090.32		116.31		133.65
*	YEAR TOTAL	656,993.02	4,950.62	621,067.13		5,201.81	95.33	30,724.08
2014	12 FIRE DISTRICT TAXES	1,704.15	1,704.15	315.69		536.43		852.03
	L LATE LISTING	13.53	13.53	8.76		.23		4.54
*	YEAR TOTAL	1,717.68	1,717.68	324.45		536.66	50.14	856.57
**	REV UNT TOT	3,410,355.81	23,590.17	3,305,954.34		45,836.29	98.29	58,565.18
***	GROUP TOTAL	189,900,873.03	1,404,356.93	185,509,125.65		1,243,920.83	98.35	3,147,826.55

DATE 6/30/14 150 PUBLIC UTILITIES
 TIME 17:34:31 REVENUE UNIT: ALL
 USER CINDY

VANCE COUNTY
 LEVY COLLECTED REPORT
 AS OF RUN DATE

REVENUE UNIT/YEAR

PAGE 12
 PROG# CL2237

YEAR	REVENUE UNIT CHARGE TYPE	(A) LEVY ORIG/DISC	DISC BILLS INCL IN (A)	(B) LEVY PAID/DSCNTS	DISCOUNTS INCL IN (B)	(C) NET ABATEMENTS	B+C/A COLL %	LEVY OUTSTANDING
2003	00 VANCE COUNTY TAXES	77.41		74.57		2.84		
	* YEAR TOTAL	77.41		74.57		2.84	100.00	
2006	00 VANCE COUNTY TAXES	354,990.15		354,990.15				
	* YEAR TOTAL	354,990.15		354,990.15			100.00	
2007	00 VANCE COUNTY TAXES	559,394.08		559,394.08				
	L LATE LISTING	12.67		12.67				
	* YEAR TOTAL	559,406.75		559,406.75			100.00	
2008	00 VANCE COUNTY TAXES	641,262.39		641,262.39				
	* YEAR TOTAL	641,262.39		641,262.39			100.00	
2009	00 VANCE COUNTY TAXES	622,975.47		622,975.47				
	L LATE LISTING	24.24		24.24				
	* YEAR TOTAL	622,999.71		622,999.71			100.00	
2010	00 VANCE COUNTY TAXES	605,674.17		605,674.17				
	* YEAR TOTAL	605,674.17		605,674.17			100.00	
2011	00 VANCE COUNTY TAXES	609,356.48		609,356.48				
	* YEAR TOTAL	609,356.48		609,356.48			100.00	
2012	00 VANCE COUNTY TAXES	607,921.29		607,921.29				
	* YEAR TOTAL	607,921.29		607,921.29			100.00	
2013	00 VANCE COUNTY TAXES	608,310.46		608,310.46				
	* YEAR TOTAL	608,310.46		608,310.46			100.00	
	** REV UNT TOT	4,609,998.81		4,609,995.97		2.84	100.00	

DATE 6/30/14 150 PUBLIC UTILITIES
 TIME 17:34:31 REVENUE UNIT: ALL
 USER CINDY

VANCE COUNTY
 LEVY COLLECTED REPORT
 AS OF RUN DATE

REVENUE UNIT/YEAR

PAGE 16
 PROG# CL2237

YEAR	REVENUE UNIT CHARGE TYPE	(A) LEVY ORIG/DISC	DISC BILLS INCL IN (A)	(B) LEVY PAID/DSCNTS	DISCOUNTS INCL IN (B)	(C) NET ABATEMENTS	B+C/A COLL %	LEVY OUTSTANDING
2006	12 FIRE DISTRICT TAXES	7,269.34		7,269.34				
*	YEAR TOTAL	7,269.34		7,269.34			100.00	
2007	12 FIRE DISTRICT TAXES	9,800.62		9,800.62				
*	YEAR TOTAL	9,800.62		9,800.62			100.00	
2008	12 FIRE DISTRICT TAXES	10,987.24		10,987.24				
*	YEAR TOTAL	10,987.24		10,987.24			100.00	
2009	12 FIRE DISTRICT TAXES	10,969.95		10,969.95				
*	YEAR TOTAL	10,969.95		10,969.95			100.00	
2010	12 FIRE DISTRICT TAXES	10,818.60		10,818.60				
*	YEAR TOTAL	10,818.60		10,818.60			100.00	
2011	12 FIRE DISTRICT TAXES	11,212.98		11,212.98				
*	YEAR TOTAL	11,212.98		11,212.98			100.00	
2012	12 FIRE DISTRICT TAXES	17,464.01		17,464.01				
*	YEAR TOTAL	17,464.01		17,464.01			100.00	
2013	12 FIRE DISTRICT TAXES	17,835.77		17,835.77				
*	YEAR TOTAL	17,835.77		17,835.77			100.00	
**	REV UNT TOT	96,358.51		96,358.51			100.00	
***	GROUP TOTAL	6,250,321.18		6,250,323.28			2.10-100.00	

DATE 6/30/14 200 REGISTERED VEHICLE
 TIME 17:34:31 REVENUE UNIT: ALL
 USER CINDY

VANCE COUNTY
 LEVY COLLECTED REPORT
 AS OF RUN DATE

REVENUE UNIT/YEAR

PAGE 17
 PROG# CL2237

YEAR	REVENUE UNIT CHARGE TYPE	(A) LEVY ORIG/DISC	DISC BILLS INCL IN (A)	(B) LEVY PAID/DSCNTS	DISCOUNTS INCL IN (B)	(C) NET ABATEMENTS	B+C/A COLL %	LEVY OUTSTANDING
2000 00	VANCE COUNTY TAXES	51,147.03		15,739.14		35,307.78		100.11
*	YEAR TOTAL	51,147.03		15,739.14		35,307.78	99.81	100.11
2001 00	VANCE COUNTY TAXES	61,032.85		19,463.85		41,562.69		6.31
*	YEAR TOTAL	61,032.85		19,463.85		41,562.69	99.99	6.31
2002 00	VANCE COUNTY TAXES	64,790.81		28,623.03		36,167.78		
*	YEAR TOTAL	64,790.81		28,623.03		36,167.78	100.00	
2003 00	VANCE COUNTY TAXES	65,201.36		33,554.98		31,646.38		
*	YEAR TOTAL	65,201.36		33,554.98		31,646.38	100.00	
2004 00	VANCE COUNTY TAXES	79,393.27		49,055.88		16.56		30,320.83
*	YEAR TOTAL	79,393.27		49,055.88		16.56	61.81	30,320.83
2005 00	VANCE COUNTY TAXES	232,362.23		201,785.72		40.07		30,536.44
*	YEAR TOTAL	232,362.23		201,785.72		40.07	86.86	30,536.44
2006 00	VANCE COUNTY TAXES	1,709,684.20		1,678,921.33		262.92		30,499.95
L	LATE LISTING	.30-		.30-				
*	YEAR TOTAL	1,709,683.90		1,678,921.03		262.92	98.22	30,499.95
2007 00	VANCE COUNTY TAXES	2,672,490.30		2,640,792.26		1,550.06		30,147.98
*	YEAR TOTAL	2,672,490.30		2,640,792.26		1,550.06	98.88	30,147.98
2008 00	VANCE COUNTY TAXES	2,377,859.90		2,351,708.77		623.51		25,527.62
L	LATE LISTING	.03-		.03-				
*	YEAR TOTAL	2,377,859.87		2,351,708.74		623.51	98.93	25,527.62
2009 00	VANCE COUNTY TAXES	2,026,433.15		1,995,616.90		1,922.37		28,893.88
L	LATE LISTING	.02-		.02-				
*	YEAR TOTAL	2,026,433.13		1,995,616.88		1,922.37	98.58	28,893.88

DATE 6/30/14 200 REGISTERED VEHICLE
 TIME 17:34:31 REVENUE UNIT: ALL
 USER CINDY

VANCE COUNTY
 LEVY COLLECTED REPORT
 AS OF RUN DATE

REVENUE UNIT/YEAR

PAGE 18
 PROG# CL2237

YEAR	REVENUE UNIT CHARGE TYPE	(A) LEVY ORIG/DISC	DISC BILLS INCL IN (A)	(B) LEVY PAID/DSCNTS	DISCOUNTS INCL IN (B)	(C) NET ABATEMENTS	B+C/A COLL %	LEVY OUTSTANDING
2010	00 VANCE COUNTY TAXES	1,794,422.05	3,658.97	1,739,133.56		27,132.76		28,155.73
	* YEAR TOTAL	1,794,422.05	3,658.97	1,739,133.56		27,132.76	98.44	28,155.73
2011	00 VANCE COUNTY TAXES	2,231,343.97	11,437.28	2,145,433.65		49,307.18		36,603.14
	* YEAR TOTAL	2,231,343.97	11,437.28	2,145,433.65		49,307.18	98.36	36,603.14
2012	00 VANCE COUNTY TAXES	2,154,248.50	5,477.76	2,049,191.87		55,134.41		49,922.22
	* YEAR TOTAL	2,154,248.50	5,477.76	2,049,191.87		55,134.41	97.69	49,922.22
2013	00 VANCE COUNTY TAXES	1,319,211.80	5,342.72	1,182,239.97		28,508.79		108,463.04
	* YEAR TOTAL	1,319,211.80	5,342.72	1,182,239.97		28,508.79	91.78	108,463.04
2014	00 VANCE COUNTY TAXES	2,998.27	285.04	1,056.45		83.85		1,857.97
	* YEAR TOTAL	2,998.27	285.04	1,056.45		83.85	38.04	1,857.97
	** REV UNT TOT	16,842,619.34	26,201.77	16,132,317.01		309,267.11	97.62	401,035.22

DATE 6/30/14 200 REGISTERED VEHICLE
 TIME 17:34:31 REVENUE UNIT: ALL
 USER CINDY

VANCE COUNTY
 LEVY COLLECTED REPORT
 AS OF RUN DATE

REVENUE UNIT/YEAR

PAGE 25
 PROG# CL2237

YEAR	REVENUE UNIT CHARGE TYPE	(A) LEVY ORIG/DISC	DISC BILLS INCL IN (A)	(B) LEVY PAID/DSCNTS	DISCOUNTS INCL IN (B)	(C) NET ABATEMENTS	B+C/A COLL %	LEVY OUTSTANDING
2002	12 FIRE DISTRICT TAXES	727.43		385.85		341.58		
*	YEAR TOTAL	727.43		385.85		341.58	100.00	
2003	12 FIRE DISTRICT TAXES	1,378.08		786.42		591.66		
*	YEAR TOTAL	1,378.08		786.42		591.66	100.00	
2004	12 FIRE DISTRICT TAXES	1,770.44		1,160.09		.55		609.80
*	YEAR TOTAL	1,770.44		1,160.09		.55	65.56	609.80
2005	12 FIRE DISTRICT TAXES	5,276.33		4,678.70		1.32		596.31
*	YEAR TOTAL	5,276.33		4,678.70		1.32	88.70	596.31
2006	12 FIRE DISTRICT TAXES	40,840.25		40,286.63		7.41		546.21
*	YEAR TOTAL	40,840.25		40,286.63		7.41	98.67	546.21
2007	12 FIRE DISTRICT TAXES	63,154.07		62,509.34		46.40		598.33
*	YEAR TOTAL	63,154.07		62,509.34		46.40	99.06	598.33
2008	12 FIRE DISTRICT TAXES	56,307.26		55,798.96		16.43		491.87
*	YEAR TOTAL	56,307.26		55,798.96		16.43	99.13	491.87
2009	12 FIRE DISTRICT TAXES	48,832.57		48,088.85		41.41		702.31
*	YEAR TOTAL	48,832.57		48,088.85		41.41	98.57	702.31
2010	12 FIRE DISTRICT TAXES	42,756.54	102.48	41,824.11		262.08		670.35
*	YEAR TOTAL	42,756.54	102.48	41,824.11		262.08	98.44	670.35
2011	12 FIRE DISTRICT TAXES	53,858.96	284.46	52,072.03		969.51		817.42
*	YEAR TOTAL	53,858.96	284.46	52,072.03		969.51	98.49	817.42
2012	12 FIRE DISTRICT							

DATE 6/30/14 200 REGISTERED VEHICLE
 TIME 17:34:31 REVENUE UNIT: ALL
 USER CINDY

VANCE COUNTY
 LEVY COLLECTED REPORT
 AS OF RUN DATE

REVENUE UNIT/YEAR

PAGE 26
 PROG# CL2237

YEAR	REVENUE UNIT CHARGE TYPE	(A) LEVY ORIG/DISC	DISC BILLS INCL IN (A)	(B) LEVY PAID/DSCNTS	DISCOUNTS INCL IN (B)	(C) NET ABATEMENTS	B+C/A COLL %	LEVY OUTSTANDING
	TAXES	67,638.35	174.39	64,858.04		1,250.56		1,529.75
*	YEAR TOTAL	67,638.35	174.39	64,858.04		1,250.56	97.74	1,529.75
2013	12 FIRE DISTRICT TAXES	48,243.68	202.41	43,503.40		898.88		3,841.40
*	YEAR TOTAL	48,243.68	202.41	43,503.40		898.88	92.04	3,841.40
2014	12 FIRE DISTRICT TAXES	83.24	14.42	4.15		4.29		74.80
*	YEAR TOTAL	83.24	14.42	4.15		4.29	10.14	74.80
**	REV UNT TOT	430,867.20	778.16	415,956.57		4,432.08	97.57	10,478.55
***	GROUP TOTAL	21,535,152.34	32,154.79	20,555,105.84		429,049.04	97.45	550,997.46

DATE 6/30/14 200 REGISTERED VEHICLE
TIME 17:34:31 REVENUE UNIT: ALL
USER CINDY

VANCE COUNTY
LEVY COLLECTED REPORT
AS OF RUN DATE

REVENUE UNIT/YEAR

PAGE 27
PROG# CL2237

YEAR	REVENUE UNIT CHARGE TYPE	(A) LEVY ORIG/DISC	DISC BILLS INCL IN (A)	(B) LEVY PAID/DSCNTS	DISCOUNTS INCL IN (B)	(C) NET ABATEMENTS	B+C/A COLL %	LEVY OUTSTANDING

****	GRAND TOTAL	217,686,346.55	1,436,511.72	212,314,554.77		1,672,967.77	98.31	3,698,824.01

DATE 6/30/14
 TIME 17:37:04
 USER CINDY

VANCE COUNTY
 TAX COLLECTIONS REPORT ALL RGCDS BY UNIT/YEAR
 DEPOSIT DATE RANGE 6/01/2014 THRU 6/30/2014
 YEAR RANGE 2000 THRU 2014

PAGE 1
 PROG# CL2223A

REVENUE UNIT: 00 VANCE COUNTY

YEAR	BEGINNING LEVY	ADDITIONS TO LEVY MTD	ADDITIONS YTD	DISCOUNTS AND RELEASES TO LEVY MTD	DISCOUNTS AND RELEASES YTD	ADJUSTED LEVY	COLLECTED MTD	COLLECTED YTD	ENDING BALANCE
2014		2,987.61	46,560.81	201.21	15,276.23	31,284.58	1,101.84	8,118.58	23,166.00
2013	19,605,258.28	57,401.66	2,409,232.57	71,112.71	522,528.20	21,491,962.65	157,962.25	20,487,931.61	1,004,031.04
2012	1,273,806.78	11,991.65	31,772.33	12,918.38	50,317.75	1,255,261.36	34,063.82	712,774.40	542,486.96
2011	539,927.71	183.66	6,234.05	960.71	14,277.75	531,884.01	25,873.03	263,250.35	268,633.66
2010	299,759.67		2,718.79	1,014.51	9,892.28	292,586.18	11,430.93	141,011.65	151,574.53
2009	159,746.24		2,069.59	642.70	7,695.00	154,120.83	4,326.84	69,481.69	84,639.14
2008	117,305.93		829.14	535.62	5,242.23	112,892.84	2,647.11	29,219.92	83,672.92
2007	77,427.85		41.72	472.69	4,299.40	73,170.17	2,558.97	10,364.42	62,805.75
2006	70,917.05			165.82	2,393.47	68,523.58	973.90	7,622.32	60,901.26
2005	64,662.64			91.17	1,725.72	62,936.92	122.61	3,865.65	59,071.27
2004	58,485.66			89.19	1,342.14	57,143.52	99.65	3,511.36	53,632.16
2003	62,082.10			89.19	52,230.72	9,851.38	137.79	1,325.62	8,525.76
2002	390.90					390.90			390.90
2001	2,411.92				147.84	2,264.08	132.95	149.76	2,114.32
2000	1,551.97				147.84	1,404.13	12.43	12.43	1,391.70
TOTAL	22,333,734.70	72,564.58	2,499,459.00	88,293.90	687,516.57	24,145,677.13	241,444.12	21,738,639.76	2,407,037.37
CURRENT INTEREST & COLLECTORS FEES							20,525.49	280,108.64	
PRIOR INTEREST & COLLECTORS FEES							24,330.09	339,732.30	
TOTAL INTEREST & COLLECTORS FEES							44,855.58	619,840.94	
TOTAL PRIOR YEARS TAXES							82,380.03	1,242,589.57	
TOTAL TAXES & INTEREST & COLLECTORS FEES							286,299.70	22,358,480.70	
DISCOVERIES TAXES & INTEREST							1,108.53	8,773.07	
NET							285,197.86	22,350,362.12	
CURRENT YEAR PERCENTAGE		95.32			DMV INTEREST				

DATE 6/30/14
 TIME 17:37:04
 USER CINDY

VANCE COUNTY
 TAX COLLECTIONS REPORT ALL RGCDS BY UNIT/YEAR
 DEPOSIT DATE RANGE 6/01/2014 THRU 6/30/2014
 YEAR RANGE 2000 THRU 2014

PAGE 5
 PROG# CL2223A

REVENUE UNIT: 12 FIRE DISTRICT

YEAR	BEGINNING LEVY	ADDITIONS TO LEVY MTD	ADDITIONS YTD	DISCOUNTS AND RELEASES TO LEVY MTD	DISCOUNTS AND RELEASES YTD	ADJUSTED LEVY	COLLECTED MTD	COLLECTED YTD	ENDING BALANCE
2014		110.90	1,822.50	10.29	562.53	1,259.97	6.19	328.60	931.37
2013	652,042.40	2,916.01	80,419.54	3,211.36	15,490.16	716,971.78	6,837.14	682,406.30	34,565.48
2012	39,179.85	610.15	1,331.05	611.33	1,878.32	38,632.58	1,040.38	23,672.67	14,959.91
2011	11,657.47	6.11	194.92	13.21	357.35	11,495.04	447.58	5,168.75	6,326.29
2010	6,620.14		83.33	5.41	213.19	6,490.28	142.43	2,981.14	3,509.14
2009	3,722.90		68.78	4.00	160.25	3,631.43	99.58	1,537.57	2,093.86
2008	2,081.69		27.01	4.00	116.51	1,992.19	69.04	571.01	1,421.18
2007	1,649.81		1.36	2.00	91.33	1,559.84	56.49	236.84	1,323.00
2006	1,479.38			2.00	54.78	1,424.60	33.88	190.66	1,233.94
2005	1,358.42			2.00	39.95	1,318.47	2.23	92.37	1,226.10
2004	1,321.31			2.00	33.69	1,287.62	2.28	80.80	1,206.82
2003	1,360.81			2.00	1,087.60	273.21		26.57	246.64
2002									
2001									
TOTAL	722,474.18	3,643.17	83,948.49	3,869.60	20,085.66	786,337.01	8,737.22	717,293.28	69,043.73
CURRENT INTEREST & COLLECTORS FEES							582.71	4,447.04	
PRIOR INTEREST & COLLECTORS FEES							444.41	5,704.50	
TOTAL INTEREST & COLLECTORS FEES							1,027.12	10,151.54	
TOTAL PRIOR YEARS TAXES							1,893.89	34,558.38	
TOTAL TAXES & INTEREST & COLLECTORS FEES							9,764.34	727,444.82	
DISCOVERIES TAXES & INTEREST							6.48	353.55	
NET							9,758.15	727,116.22	
CURRENT YEAR PERCENTAGE	95.17					DMV INTEREST			

