

Consent Agenda Items

Budget Amendment
Ambulance Charge-Offs
Tax Refunds and Releases
Minutes

Monthly Reports
911 Emergency Operations
Administrative Ambulance Charge-Offs
Fire and EMS
Health Department
Human Resources
Information Technology
Planning and Development
Social Services
Tax Collections
Veterans Service

**Budget Amendment #7
General Fund**

Fund 10

Expenditures	Code	Increase	Increase
Special Projects Restricted	10-491-500094		600,000
Revenues			
One North Carolina Fund	10-346-434620	600,000	
Totals		\$ 600,000	\$ 600,000

Purpose: To record receipt and expenditure of One NC Fund funds for Semprius project.

Authorization: Vance County Board of Commissioners
October 3, 2011

AMBULANCE CHARGE-OFFS
DECEASED REQUIRING BOARD APPROVAL
SEPTEMBER 2011

<u>NAME</u>	<u>DATES OF SERVICE</u>	<u>AMOUNT</u>	<u>REASON</u>
Paul L. Currin, Sr.	08/27/2005	264.50	No estate listing
Jacob B. Davis	05/21/2011	150.00	No estate listing
Pansy A. Grissom	06/13/2006 – 02/06/2010	1012.15	No estate listing
Luvenia M. Kearney	05/27/2011	150.00	No estate listing
Mary P. Kingsberry	01/06/2011 & 05/16/2011	244.45	No estate listing
Ken Merrill	04/10/2011	150.00	No estate listing
Mary D. Rainey	07/24/2009	75.00	No estate listing
Mary O. Southerland	05/26/2006 & 05/06/2011	260.00	No estate listing
William T. Terry	04/10/2011	150.00	No estate listing
Juanita S. Wilkins	11/20/2010	69.50	No estate listing

MONTHLY TOTAL	\$ 2,525.60	FISCAL YTD TOTAL	\$ 15,203.93
----------------------	--------------------	-------------------------	---------------------

ADMINISTRATIVE AMBULANCE CHARGE-OFFS

FOR INFORMATION ONLY

SEPTEMBER 2011

<u>NAME</u>	<u>DATES OF SERVICE</u>	<u>AMOUNT</u>	<u>REASON</u>
Peter Alston III	08/14/2001	225.00	Uncollectible-Statute of limitation beyond 10 yrs
Ricky H. Ayscue	08/05/2001	225.00	Uncollectible-Statute of limitation beyond 10 yrs
Stacey H. Brame	08/25/2001	45.00	Uncollectible-Statute of limitation beyond 10 yrs
Michael Brown	08/14/2001	175.00	Uncollectible-Statute of limitation beyond 10 yrs
Tina M. Burwell	08/14/2001	99.45	Uncollectible-Statute of limitation beyond 10 yrs
Melanie A. Carliles	08/20/2001	235.00	Uncollectible-Statute of limitation beyond 10 yrs
Freddie Chavis	08/01/2001	175.00	Uncollectible-Statute of limitation beyond 10 yrs
James A. Davis	08/21/2001	175.00	Uncollectible-Statute of limitation beyond 10 yrs
Leslie M. Dickerson	08/22/2001	52.00	Uncollectible-Statute of limitation beyond 10 yrs
Ann Dudley	08/05/2001	22.67	Uncollectible-Statute of limitation beyond 10 yrs
Stephen Ellis	08/13/2001 & 08/31/2001	470.00	Uncollectible-Statute of limitation beyond 10 yrs
John Fleming	08/31/2001	26.26	Uncollectible-Statute of limitation beyond 10 yrs
Ahidee Flores	08/23/2001	175.00	Uncollectible-Statute of limitation beyond 10 yrs
Jennifer A. Foster	08/25/2001	175.00	Uncollectible-Statute of limitation beyond 10 yrs
Vanessa E. Gray	08/02/2001	225.00	Uncollectible-Statute of limitation beyond 10 yrs
Roosevelt Gregory	08/29/2001	68.36	Uncollectible-Statute of limitation beyond 10 yrs
Wallace W. Harris	08/27/2001	22.67	Uncollectible-Statute of limitation beyond 10 yrs
Leroy Hawkins	08/17/2001	70.00	Uncollectible-Statute of limitation beyond 10 yrs
Melissa M. Hill	08/26/2001	225.00	Uncollectible-Statute of limitation beyond 10 yrs
Chimere L. Hopkins	08/10/2001	175.00	Uncollectible-Statute of limitation beyond 10 yrs
Angel D. Hutson	08/25/2001	225.00	Uncollectible-Statute of limitation beyond 10 yrs
Michael Johnson	08/15/2001	175.00	Uncollectible-Statute of limitation beyond 10 yrs
Earl A. Kearney	08/12/2001	150.00	Uncollectible-Statute of limitation beyond 10 yrs

Angela S. Magbie	08/21/2001 & 08/26/2001	350.00	Uncollectible-Statute of limitation beyond 10 yrs
Ahmed Majama	08/05/2001	225.00	Uncollectible-Statute of limitation beyond 10 yrs
Patrick O. Marrow	08/30/2001	175.00	Uncollectible-Statute of limitation beyond 10 yrs
Darrell L. McCray	08/09/2001	45.34	Uncollectible-Statute of limitation beyond 10 yrs
Leslie A. Mitchell	08/27/2001	185.00	Uncollectible-Statute of limitation beyond 10 yrs
Gwendolyn F. Olds	08/21/2001	175.00	Uncollectible-Statute of limitation beyond 10 yrs
Nanette Palmer	08/30/2001	164.94	Uncollectible-Statute of limitation beyond 10 yrs
Billy Peace	08/16/2001	175.00	Uncollectible-Statute of limitation beyond 10 yrs
Cornell Powell	08/11/2001	500.00	Uncollectible-Statute of limitation beyond 10 yrs
Tenisa P. Reese	08/09/2001	225.00	Uncollectible-Statute of limitation beyond 10 yrs
Tiffany N. Reid	08/12/2001	225.00	Uncollectible-Statute of limitation beyond 10 yrs
Destiney Ross	08/27/2001	3.19	Uncollectible-Statute of limitation beyond 10 yrs
Sheloman Scales	08/14/2001	225.00	Uncollectible-Statute of limitation beyond 10 yrs
Adron J. Scott	08/26/2001	22.67	Uncollectible-Statute of limitation beyond 10 yrs
James Slade	08/08/2001	225.00	Uncollectible-Statute of limitation beyond 10 yrs
Michael Stevenson	08/24/2001	225.00	Uncollectible-Statute of limitation beyond 10 yrs
Larry Tingen	08/12/2001	22.67	Uncollectible-Statute of limitation beyond 10 yrs
Angenette Washington	08/31/2001	175.00	Uncollectible-Statute of limitation beyond 10 yrs
Yolanda Washington	08/11/2001	225.00	Uncollectible-Statute of limitation beyond 10 yrs
Joseph West	08/25/2001	175.00	Uncollectible-Statute of limitation beyond 10 yrs
Danny Wiggins	08/08/2001	245.00	Uncollectible-Statute of limitation beyond 10 yrs
Arthur Yarborough	08/18/2001	225.00	Uncollectible-Statute of limitation beyond 10 yrs

TOTAL

\$ 7,825.22

TAX OFFICE REFUND AND RELEASE REPORT FOR AUGUST 2011

TAXPAYER NAME	TAX YR	REAL	PERSONAL	MOTOR VEH MV FEE	SOLID WASTI	REASON	CODE
ABBOTT WADE THOMAS	2011	0	0	6.54	10	0 CORRECT SITUS	CORS
ABBOTT WADE THOMAS	2011	0	0	1.68	0	0 CORRECT SITUS	CORS
ABBOTT WADE THOMAS	2011	0	0	12.91	10	0 CORRECT SITUS	CORS
ABBOTT WADE THOMAS	2011	0	0	1.68	0	0 CORRECT SITUS	CORS
ABBOTT WADE THOMAS	2011	0	0	12.91	10	0 CORRECT SITUS	CORS
ADCOX WILLIAM RUSSELL JR	2011	0	0	4.6	0	0 PRO-RATE	PROR
ANNIS JEFFREY DAVID	2011	0	0	29.02	0	0 PRO-RATE	PROR
ASKEW CHRISTOPHER EDWARDS	2011	0	0	110.13	0	0 TRANSFER OUT	XFERO
AYSQUE JEANETTE HARRIS	2011	391.04	0	0	0	0 CORRECT VALUE	CORV
BAILEY BETTY L	2011	340.03	0	0	0	0 CORRECT VALUE	CORV
BAINES JAMES LACURTIS	2011	0	0	46.53	10	0 PRO-RATE	PROR
BAINES JAMES LACURTIS	2011	0	0	1.66	10	0 CORRECT SITUS	CORS
BATCHELOR ANNIE P	2011	131.92	0	0	0	0 CORRECT VALUE	CORV
BECKHAM FRANCES W	2011	577.89	0	0	0	0 CORRECT VALUE	CORV
BETHONEY KATHERINE JEAN	2011	0	0	3.77	0	0 CORRECT VALUE	CORV
BOONE LILLY A	2011	407.93	0	0	0	0 CORRECT VALUE	CORV
BOWEN EDWIN LEWIS JR	2011	72.25	0	0	0	0 CORRECT VALUE	CORV
BRANTLEY ELIZABETH MONTGOMERY	2010	0	0	18.9	0	0 PRO-RATE	PROR
BRIDGES BRIAN LAMONT	2010	0	0	16.18	0	0 PRO-RATE	PROR
BROCK FRANK ERNEST	2011	0	0	12.69	0	0 CORRECT VALUE	CORV
BROOKS BETTY ALSTON	2010	0	0	6.43	0	0 PRO-RATE	PROR
BROWN HARTWELL KEITH	2010	0	0	0.92	0	0 PRO-RATE	PROR
BROWN JOHN JR	2011	363.6	0	0	0	0 CORRECT VALUE	CORV
BUCHANAN JOSEPH TODD	2011	0	0	9.18	0	0 PRO-RATE	PROR
BULLOCK GERALDINE H	2011	483.43	0	0	0	0 CORRECT VALUE	CORV
BULLOCK MARGARET A	2011	115.29	0	0	0	0 CORRECT VALUE	CORV
BURWELL ELIZA B	2011	173.49	0	0	0	0 CORRECT VALUE	CORV
BURWELL FRANCINE Y	2011	1089.45	0	0	0	0 CORRECT VALUE	CORV
BURWELL FREDRICK MEDINA	2011	0	0	2.43	0	0 TRANSFER OUT	XFERO
BURWELL FREDRICK MEDINA	2011	0	0	2.43	0	0 TRANSFER OUT	XFERO
BURWELL TOMMIE G	2011	615.15	0	0	0	0 CORRECT VALUE	CORV
BYERS ROBIN A	2010	0	74.66	0	0	0 PERS PROP BILLED	PPERR

CALLAHAN WILLIAM MORRIS JR	2011	0	84.03	0	0	0	CORS
CAROLINA COUNTRY SNACKS	2011	0	71.26	0	0	0	PROR
CAROLINA POWER & LIGHT CO	2011	145.44	0	0	0	0	STATE ASSESSED
CAROLINA POWER & LIGHT CO	2011	1212	0	0	0	0	STATE ASSESSED
CAROLINA POWER & LIGHT CO	2011	7729.02	0	0	0	0	STATE ASSESSED
CAROLINA POWER & LIGHT CO	2011	117.65	0	0	0	0	STATE ASSESSED
CAROLINA POWER & LIGHT CO	2011	43.09	0	0	0	0	STATE ASSESSED
CAROLINA POWER & LIGHT CO	2011	368.68	0	0	0	0	STATE ASSESSED
CAROLINA POWER & LIGHT CO	2011	180.99	0	0	0	0	STATE ASSESSED
CAROLINA POWER & LIGHT CO	2011	2237.84	0	0	0	0	STATE ASSESSED
CAROLINA POWER & LIGHT CO	2011	3754.82	0	0	0	0	STATE ASSESSED
CAROLINA POWER & LIGHT CO	2011	1114.32	0	0	0	0	STATE ASSESSED
CAROLINA TELEPHONE & TELEGRAPH	2011	257.06	0	0	0	0	STATE ASSESSED
CAROLINA TELEPHONE & TELEGRAPH	2011	2197.18	0	0	0	0	STATE ASSESSED
CAROLINA TELEPHONE & TELEGRAPH	2011	484.31	0	0	0	0	STATE ASSESSED
CAROLINA TELEPHONE & TELEGRAPH	2011	214.12	0	0	0	0	STATE ASSESSED
CAROLINA TELEPHONE & TELEGRAPH	2011	109.36	0	0	0	0	STATE ASSESSED
CAROLINA TELEPHONE & TELEGRAPH	2011	905.96	0	0	0	0	STATE ASSESSED
CAROLINA TELEPHONE & TELEGRAPH	2011	137.36	0	0	0	0	STATE ASSESSED
CAROLINA TELEPHONE & TELEGRAPH	2011	90.43	0	0	0	0	STATE ASSESSED
CAROLINA TELEPHONE & TELEGRAPH	2011	127.12	0	0	0	0	STATE ASSESSED
CAROLINA TELEPHONE & TELEGRAPH	2011	59.94	0	0	0	0	STATE ASSESSED
CAROLINA TELEPHONE & TELEGRAPH	2011	72.72	0	0	0	0	STATE ASSESSED
CARROLL KENNETH NEAL	2011	0	31.78	0	0	0	CORRECT VALUE
CHANDLER RONNIE B	2011	304.14	0	0	0	0	CORRECT VALUE
CHASE VENTURES INC	2010	0	134.55	0	0	0	PRO-RATE
CHEEK EUGENE H	2011	670.21	0	0	0	0	CORRECT VALUE
CLIFTON DARIUS WADE	2011	0	27.57	0	0	0	PRO-RATE
CLODFELTER REYNOLDS CRAIG	2011	0	25.12	0	0	0	CORRECT VALUE
CLOPTON GAYLE MABRY	2011	1744.16	0	0	0	0	CORRECT VALUE
COLLIER TERRY LOUIS	2010	0	18.53	0	0	0	PRO-RATE
COOPER BOBBY RAY	2011	0	53.62	0	0	0	PRO-RATE
COUSIN ERSKINE LEE	2011	363.6	0	0	0	0	CORRECT VALUE
COUSIN LAWRENCE	2011	101.48	0	0	0	0	CORRECT VALUE

FOSTER JOHN CHRISTOPHER	2011	0	0	48.35	10	0 CORRECT SITUS	CORS
FOSTER JOHN CHRISTOPHER	2011	0	0	1.68	0	0 CORRECT SITUS	CORS
FOSTER JOHN CHRISTOPHER	2011	0	0	135.5	10	0 CORRECT SITUS	CORS
FRANKLIN THOMAS WAYNE	2011	0	0	5.35	0	0 PRO-RATE	PROR
FULLER MOSES R	2011	239.47	0	0	0	0 CORRECT VALUE	CORV
GARNER DENNIS WILSON	2011	0	0	44.25	0	0 PRO-RATE	PROR
GILL DONNA ANN	2010	0	0	30.01	0	0 PRO-RATE	PROR
GLOVER JOSEPH U	2011	308.2	0	0	0	0 CORRECT VALUE	CORV
GREGG MARJORIE W	2011	311.51	0	0	0	0 CORRECT VALUE	CORV
GRIFFIN GRACE WOOD	2011	376.7	0	0	0	0 CORRECT VALUE	CORV
GRISSOM ANN L	2011	427.39	0	0	0	0 CORRECT VALUE	CORV
HALL RICHARD W SR	2011	363.6	0	0	0	0 CORRECT VALUE	CORV
HAMRICK PATRICIA MORRIS	2010	0	0	23.9	0	0 CORRECT VALUE	CORV
HARGROVE ABRAHAM	2001	0	94.88	0	0	75 PERS PROP BILLED	PPERR
HARGROVE JERRY	2011	0	0	147.62	0	0 PRO-RATE	PROR
HARGROVE KASSIUS LANELLE	2010	0	0	3.82	0	0 PRO-RATE	PROR
HARP CURTIS RAY SR	2011	0	0	28.12	10	0 CORRECT SITUS	CORS
HARP HARTWELL R	2011	161.89	0	0	0	105 CORRECT VALUE	CORV
HARP MARVIN W	2011	178.82	0	0	0	0 CORRECT VALUE	CORV
HARRIS JOSEPH E	2011	260.15	0	0	0	0 CORRECT VALUE	CORV
HARRIS WILLIAM E	2011	196.41	0	0	0	0 CORRECT VALUE	CORV
HASKINS RUBY D	2011	341.75	0	0	0	0 CORRECT VALUE	CORV
HAWKINS CORA ALSTON	2010	0	0	1.35	0	0 PRO-RATE	PROR
HAWKINS PHILLIP SR	2010	0	0	23.84	0	0 PRO-RATE	PROR
HEDGEPEETH JENNIFER DELOIS	2011	0	0	3.4	0	0 PRO-RATE	PROR
HENDLEY WILLIAM MACON	2011	0	0	5.33	0	0 TRANSFER OUT	XFERO
HENDLEY WILLIAM MACON	2011	0	0	39.75	0	0 TRANSFER OUT	XFERO
HENDRICKS MATTIE S	2011	701.04	0	0	0	0 CORRECT VALUE	CORV
HERMOSILLO RAFAEL GARCIA	2010	0	0	16.9	0	0 PRO-RATE	PROR
HERNANDEZ MARTHA B	2011	331.92	0	0	0	0 CORRECT VALUE	CORV
HILLIARD MARK DAVID	2011	0	0	4.42	0	0 PRO-RATE	PROR
HILLIARD PERRY HOLIVY	2011	0	0	14.4	0	0 PRO-RATE	PROR
HOLMES JAMES A	2011	987.97	0	0	0	0 CORRECT VALUE	CORV
HONDA LEASE TRUST	2011	0	0	175.82	0	0 PRO-RATE	PROR

MCDANIEL EARL RAY	2010	0	0	4.08	10	0 CORRECT SITUS	CORS
MCDANIEL EARL RAY	2010	0	0	4.08	0	0 CORRECT SITUS	CORS
MEADOWS TODD HAMPTON	2011	0	0	108.39	0	0 PRO-RATE	PROR
MONTGOMERY FRED	2011	397.81	0	0	0	0 CORRECT VALUE	CORV
MORTON FLOYD THOMAS	2010	0	0	4.11	10	0 CORRECT SITUS	CORS
MR WILLIAMS INC	2011	0	0	78.56	0	0 PRO-RATE	PROR
NEAL GERALD MAURICE	2010	0	0	4.6	0	0 PRO-RATE	PROR
NEWTON BESSIE T	2011	252.53	0	0	0	0 CORRECT VALUE	CORV
NEWTON ROBERT LENWOOD	2011	0	0	27.22	10	0 CORRECT SITUS	CORS
NORTH CAROLINA DEPT. OF TRANS.	2011	3649.89	0	0	0	0 STATE ASSESSED	STA
NORTH CAROLINA DEPT. OF TRANS.	2011	6350.81	0	0	0	0 STATE ASSESSED	STA
NORTH CAROLINA DEPT. OF TRANS.	2011	136.7	0	0	0	0 STATE ASSESSED	STA
NORTH CAROLINA DEPT. OF TRANS.	2011	5099.55	0	0	0	0 STATE ASSESSED	STA
NORTH CAROLINA DEPT. OF TRANS.	2011	20528.34	0	0	0	0 STATE ASSESSED	STA
NORTH CAROLINA DEPT. OF TRANS.	2011	136.7	0	0	0	0 STATE ASSESSED	STA
NORTH CAROLINA DEPT. OF TRANS.	2011	61.52	0	0	0	0 STATE ASSESSED	STA
NORTH CAROLINA DEPT. OF TRANS.	2011	136.7	0	0	0	0 STATE ASSESSED	STA
NORTH CAROLINA DEPT. OF TRANS.	2011	136.7	0	0	0	0 STATE ASSESSED	STA
NORTH CAROLINA DEPT. OF TRANS.	2011	136.7	0	0	0	0 STATE ASSESSED	STA
NORTH CAROLINA DEPT. OF TRANS.	2011	110.15	0	0	0	0 STATE ASSESSED	STA
NORTH CAROLINA DEPT. OF TRANS.	2011	3892.4	0	0	0	0 STATE ASSESSED	STA
NORTH CAROLINA DEPT. OF TRANS.	2011	242.4	0	0	0	0 STATE ASSESSED	STA
NORTH CAROLINA DEPT. OF TRANS.	2011	242.4	0	0	0	0 STATE ASSESSED	STA
NORTH CAROLINA DEPT. OF TRANS.	2011	242.4	0	0	0	0 STATE ASSESSED	STA
NORTH CAROLINA DEPT. OF TRANS.	2011	41.01	0	0	0	0 STATE ASSESSED	STA
NORTH CAROLINA DEPT. OF TRANS.	2011	286.91	0	0	0	0 STATE ASSESSED	STA
NORTH CAROLINA DEPT. OF TRANS.	2011	1254.23	0	0	0	0 STATE ASSESSED	STA
NORTH CAROLINA DEPT. OF TRANS.	2011	1.37	0	0	0	0 STATE ASSESSED	STA
NORTH CAROLINA DEPT. OF TRANS.	2011	136.7	0	0	0	0 STATE ASSESSED	STA
NORTH CAROLINA DEPT. OF TRANS.	2011	119.59	0	0	0	0 STATE ASSESSED	STA
NORTH CAROLINA DEPT. OF TRANS.	2011	270.67	0	0	0	0 STATE ASSESSED	STA
NORTH CAROLINA DEPT. OF TRANS.	2011	165.14	0	0	0	0 STATE ASSESSED	STA
NORTH CAROLINA DEPT. OF TRANS.	2011	165.14	0	0	0	0 STATE ASSESSED	STA
NORTH CAROLINA DEPT. OF TRANS.	2011	147.28	0	0	0	0 STATE ASSESSED	STA

UNITED STATES OF AMERICA	2011	90.91	0	0	0	0	0	0	0	GOVERNMENT	GOVNT
UNITED STATES OF AMERICA	2011	91.37	0	0	0	0	0	0	0	GOVERNMENT	GOVNT
UNITED STATES OF AMERICA	2011	92.85	0	0	0	0	0	0	0	GOVERNMENT	GOVNT
UNITED STATES OF AMERICA	2011	2116.08	0	0	0	0	0	0	0	GOVERNMENT	GOVNT
UNITED STATES OF AMERICA	2011	131.66	0	0	0	0	0	0	0	GOVERNMENT	GOVNT
UNITED STATES OF AMERICA	2011	3554.23	0	0	0	0	0	0	0	GOVERNMENT	GOVNT
UNITED STATES OF AMERICA	2011	197.03	0	0	0	0	0	0	0	GOVERNMENT	GOVNT
UNITED STATES OF AMERICA	2011	63521.03	0	0	0	0	0	0	0	GOVERNMENT	GOVNT
VANCE COUNTY	2011	0	0	0	0	0	0	0	0	105 REMOVE SOLID WAS RMSWF	RMSWF
VANCE COUNTY	2011	0	0	0	0	0	0	0	0	105 REMOVE SOLID WAS RMSWF	RMSWF
VANCE COUNTY	2011	0	0	0	0	0	0	0	0	105 REMOVE SOLID WAS RMSWF	RMSWF
VANCE COUNTY HOUSING AUTHORITY	2011	0	0	0	0	0	0	0	0	7875 GOVERNMENT	GOVNT
VANCE COUNTY-CITY OF HENDERSON	2011	0	0	0	0	0	0	0	0	105 REMOVE SOLID WAS RMSWF	RMSWF
VANCE COUNTY-CITY OF HENDERSON	2011	0	0	0	0	0	0	0	0	105 REMOVE SOLID WAS RMSWF	RMSWF
VANCE COUNTY-CITY OF HENDERSON	2011	0	0	0	0	0	0	0	0	105 REMOVE SOLID WAS RMSWF	RMSWF
VANCE COUNTY-CITY OF HENDERSON	2011	0	0	0	0	0	0	0	0	105 REMOVE SOLID WAS RMSWF	RMSWF
VANCE COUNTY-CITY OF HENDERSON	2011	0	0	0	0	0	0	0	0	105 REMOVE SOLID WAS RMSWF	RMSWF
VANCE COUNTY-CITY OF HENDERSON	2011	0	0	0	0	0	0	0	0	105 REMOVE SOLID WAS RMSWF	RMSWF
VANCE COUNTY-CITY OF HENDERSON	2011	0	0	0	0	0	0	0	0	105 REMOVE SOLID WAS RMSWF	RMSWF
VANCE COUNTY-CITY OF HENDERSON	2011	282.92	0	0	0	0	0	0	0	0 CORRECT VALUE	CORV
VAUGHAN WELDON G	2011	0	0	0	0	0	0	0	0	0 PRO-RATE	PROR
VENABLE GARLAND	2011	0	0	0	0	0	0	3.32	0	0 CORRECT VALUE	CORV
WAGNER LARRY	2011	167.09	0	0	0	0	0	0	0	0 CORRECT VALUE	CORV
WAKE ELECTRIC MEMBERSHIP CORP.	2011	135.05	0	0	0	0	0	0	0	0 STATE ASSESSED	STA
WALKER HAYWOOD LEE	2011	450.54	0	0	0	0	0	0	0	0 CORRECT VALUE	CORV
WALTER JACK D	2011	0	78.34	0	0	0	0	0	0	0 PERS PROP BILLED	PPERR
WASHINGTON RUBY E	2011	248.96	0	0	0	0	0	0	0	0 CORRECT VALUE	CORV
WEIR JAMES	2000	0	256.7	0	0	0	0	0	0	75 PERS PROP BILLED	PPERR
WEIR JAMES	2001	0	243.94	0	0	0	0	0	0	75 PERS PROP BILLED	PPERR
WELLS JOHN L	2011	722.38	0	0	0	0	0	0	0	0 CORRECT VALUE	CORV
WEST CHARLES R	2011	228.32	0	0	0	0	0	0	0	0 CORRECT VALUE	CORV
WHITE JAMES MEKURRY	2010	0	0	0	0	0	0	24.09	0	0 PRO-RATE	PROR
WIGGINS PAMELA A	2011	169.86	0	0	0	0	0	0	0	0 CORRECT VALUE	CORV
WILLIAMS CHARLIE T	2011	342.89	0	0	0	0	0	0	0	0 CORRECT VALUE	CORV
WILLIAMS DOUGLAS ALLEN	2011	0	0	0	0	0	0	21.17	0	0 CORRECT VALUE	CORV

WILLIAMS DYLAN LEE	2011	0	0	5.65	0	0	0	0	PRO-RATE	PROR
WILLIAMS EDDIE ROY	2010	0	0	14.89	0	0	0	0	PRO-RATE	PROR
WILLIAMS EVELYN	2011	0	89.55	0	0	102.5	0	102.5	PERS PROP BILLED	PPERR
WILLIAMS EVELYN	2011	0	97.69	0	0	102.5	0	102.5	PERS PROP BILLED	PPERR
WILLIAMS EVELYN	2011	0	107.92	0	0	102.5	0	102.5	PERS PROP BILLED	PPERR
WILLIAMS EVELYN	2011	0	133.99	0	0	95	0	95	PERS PROP BILLED	PPERR
WILLIAMS EVELYN	2011	0	143.56	0	0	90	0	90	PERS PROP BILLED	PPERR
WILLIAMS HANNAH LOUISE	2011	0	0	4.29	0	0	0	0	PRO-RATE	PROR
WILLIAMS IRIS ADAMS	2011	0	0	23.62	0	0	0	0	PRO-RATE	PROR
WIMBUSH JUNIOUS	2011	0	0	2.82	0	0	0	0	PRO-RATE	PROR
WOODS LORENE BRYANT	2011	0	0	25.64	0	0	0	0	PRO-RATE	PROR
WRIGHT CARLTON RANDOLPH	2011	0	0	120.71	0	0	0	0	CORRECT VALUE	CORV
YANCEY ANGENETTA TASHEA	2010	0	0	2.41	0	0	0	0	PRO-RATE	PROR

TOTAL		\$174,994.89	\$7,197.57	\$5,257.09	\$230.00	\$9,955.00				
-------	--	--------------	------------	------------	----------	------------	--	--	--	--

TOTAL RELEASES AND REFUNDS	\$197,634.55
----------------------------	--------------

Vance County Fire and EMS

Monthly Report

JERRY L. AYSCUE, COUNTY MANAGER

Harold Henrich, Fire Marshall

October 1, 2011

TO:
FROM:
DATE:

FIRE SUPPRESSION AND RESCUE ACTIVITY REPORT FOR: September-11

TYPE OF CALL	PRESENT MONTH	PREVIOUS MONTH	YEAR-TO-DATE
PRIVATE DWELLINGS (1 or 2 Family), Including Mobile Homes	0	1	15
APARTMENTS (3 or More Families)	0	0	0
HOTELS AND MOTELS	0	0	0
ALL OTHER RESIDENTIAL (Dormitory, Boarding Houses, Tents, etc.)	0	0	0
PUBLIC ASSEMBLY (Church, Restaurant, Clubs, etc.)	0	0	0
SCHOOLS AND COLLEGES	0	0	0
HEALTH CARE AND PENAL INSTITUTIONS (Hospitals, Nursing Homes, Prisons, etc.)	0	0	0
STORES AND OFFICES	0	0	0
INDUSTRY, UTILITY, DEFENSE, LABORATORIES, MANUFACTURING	0	0	0
STORAGE IN STRUCTURES (Barns, Vehicle storage Garages, General Storage, etc.)	0	0	1
OTHER STRUCTURES (Outbuildings, Bridges, etc.)	0	0	1
FIRES IN HIGHWAY VEHICLES (Autos, Trucks, Buses, etc.)	1	2	15
FIRES IN OTHER VEHICLES (Planes, Trains, Ships, Construction or Farm Vehicles)	0	0	2
FIRE OUTSIDE OF STRUCTURES WITH VALUE INVOLVED, BUT NOT VEHICLES (Outside Storage, Crops, etc.)	0	0	0
FIRES IN BRUSH, GRASS, WILD LAND (Excluding Crops and Timber) With No Value Involved	0	6	46
FIRES IN RUBBISH, INCLUDING DUMPSTERS (Outside structures), With No Value Involved	0	0	4
ALL OTHER FIRES	0	2	9
FIRST RESPONDER	17	21	262

Vance County Fire and EMS Monthly Report

FALSE ALARM RESPONSES (Malicious or Unintentional False Calls, Malfunctions, Bomb Scares)	3	3	28
MUTUAL AID OR ASSISTANCE RESPONSES	5	17	91
HAZARDOUS MATERIALS RESPONSES (Spills, Leaks, etc.)	0	0	3
OTHER HAZARDOUS RESPONSES (Arcing wires, Bomb Removal, Power Line Down, etc.)	4	2	36
ALL OTHER RESPONSES (Smoke Scares, Lock-Outs, Animal Rescues, etc.)	5	3	18
TOTALS	35	57	531

	PRESENT MONTH	PREVIOUS MONTH	YEAR-TO-DATE
Fire calls within Golden Belt Fire District	30	40	440
Fire Calls Outside the Golden Belt Fire District	5	17	91
	PRESENT MONTH	PREVIOUS MONTH	YEAR-TO-DATE
Total Fire Incidents With Property and/or Contents Loss	0	\$13,100.00	25,000.00
Total of Property and Contents Value Saved	\$0.00	\$10,000.00	722,080.00
Total Value of Property Losses	\$0.00	\$3,100.00	48,100.00

	PRESENT MONTH	PREVIOUS MONTH	YEAR-TO-DATE
FIRE CASUALTIES FIREFIGHTER - DEATH	0	0	0
FIRE CASUALTIES FIREFIGHTER - INJURIES	0	0	1
FIRE CASUALTIES CIVILIAN - DEATH	0	0	0
FIRE CASUALTIES CIVILIAN - INJURIES	0	0	0

Vance County Fire and EMS

Monthly Report

Emergency Medical Services Activity Report For: September-11

(Bearpond) **Company 1** Medic # 3 Medic #6

TYPE OF CALL	PRESENT MONTH	PREVIOUS MONTH	YEAR-TO-DATE
EMERGENCY	80	84	747
MOTOR VEHICLE CRASHES	7	4	46
OBSTETRICAL	0	0	4
CONVALESCENT	0	0	0
FALSE ALARMS	0	0	0
TOTALS	87	88	797

	PRESENT MONTH	PREVIOUS MONTH	YEAR-TO-DATE
LOCAL TRANSPORTS	85	87	784
OUT OF TOWN	2	1	13

(Bickett Street) **Company 9** Medic # 1, Medic # 2 Medic # 4

TYPE OF CALL	PRESENT MONTH	PREVIOUS MONTH	YEAR-TO-DATE
EMERGENCY	270	413	2727
MOTOR VEHICLE CRASHES	14	20	131
OBSTETRICAL	0	1	11
CONVALESCENT	0	1	3
FALSE ALARMS	0	0	0
TOTALS	284	435	2872

LOCAL TRANSPORTS	281	423	2831
OUT OF TOWN	3	12	41

Total

TYPE OF CALL	PRESENT MONTH	PREVIOUS MONTH	YEAR-TO-DATE
EMERGENCY	350	497	3474
MOTOR VEHICLE CRASHES	21	24	177
OBSTETRICAL	0	1	15
CONVALESCENT	0	1	3
FALSE ALARMS	0	0	0
TOTALS	371	523	3669

LOCAL TRANSPORTS	366	510	3616
OUT OF TOWN	5	13	53

**Vance County Fire and Ambulance
QRV Report
September 2011**

Bearpond	4	HFD	20
Cokesbury	4	Kittrell	3
Drewery	1	Townsville	1
Epsom	2	Watkins	5
Hicksboro	2	Golden Belt	22

Date:	Location:	Call Nature:
9/1/2011	US # 1 / Allison Cooper Road	Motor vehicle crash
9/1/2011	126 Fox Pond Road	Breathing Problems
9/1/2011	East Andrews Avenue	Chest Pain
9/2/2011	I-85 213 MM	Motor vehicle crash
9/2/2011	248 Pearl Street	DOA
9/2/2011	Cruisers Middleburg	Breathing Problems
9/2/2011	103 Chappel Lane	DOA
9/2/2011	2810 NC 39 N	Structure Fire
9/2/2011	Budget Host Inn	Overdose
9/2/2011	Food Lion Raleigh Road	Assist EMS
9/3/2011	Vicksboro Road / Southerland Mill Road	Motor vehicle crash
9/3/2011	1329 Hight Street	Chest Pain
9/3/2011	East Andrews Avenue	Motor vehicle crash
9/3/2011	280 South Beckford Drive	Cardiac Arrest
9/5/2011	406 Rowland Street	Unresponsive
9/5/2011	230 Deerwood Trail	Unresponsive
9/5/2011	901 Patton Circle	Motor vehicle crash
9/5/2011	I-85 220 MM	Motor vehicle crash
9/5/2011	Beckford Drive	Overdose
9/6/2011	Nutbush Road	Motor vehicle crash
9/6/2011	390 South Chavis Road	Unresponsive
9/6/2011	2519 Satterwhite Point Road	Smoke Report
9/7/2011	I-85 217 MM	Motor vehicle crash
9/7/2011	WalMart Distribution Center	Electrical Fire
9/7/2011	920 Nicholas Street	Hemorrhage
9/7/2011	580 Heartland Lane	Overdose
9/9/2011	211 Sombero Lane	Unresponsive
9/9/2011	I-85 214 MM	Motor vehicle crash
9/9/2011	1210 Anne Street	Unresponsive

**Vance County Fire and Ambulance
QRV Report
September 2011**

Date:	Location:	Call Nature:
9/9/2011	I-85 217 MM off ramp	Unresponsive
9/9/2011	I-85 215 MM	Motor vehicle crash
9/9/2011	926 David Street	Seizures
9/10/2011	Vincent Hoyle Road	Smoke Report
9/11/2011	242 Warrenton Road	Smoke Report
9/11/2011	Corporate Express	Fire Alarm
9/13/2011	Corporate Express	Fire Alarm
9/14/2011	115 North Street	Cardiac Arrest
9/14/2011	12112 NC 39 North	Cardiac Arrest
9/14/2011	1201 Hedrick Drive	Home Inspection
9/14/2011	1425 Pearl Street	Obstretic
9/15/2011	920 Burwell Avenue	Chest Pain
9/15/2011	575 US 158 Bypass	Smoke Report
9/15/2011	1465 Newton dairy Road Lot # 12	Fire Alarm
9/15/2011	626 South Cooper Drive	Cardiac Arrest
9/16/2011	450 Tharrington Lane	Vehicle Fire
9/16/2011	313 Cone Lane	Home Inspection
9/16/2011	2362 North Garnett Street	Fire Alarm
9/16/2011	J. P. Taylor Road / Raleigh Road	Motor vehicle crash
9/17/2011	1055 Maple Street	Unresponsive
9/18/2011	Party Pick Up	Gun Shot Wound
9/18/2011	4501 Vicksboro Road	Suicide
9/19/2011	2350 Vicksboro Road	Motor vehicle crash
9/19/2011	3519 Jacksontown Road	Assualt
9/19/2011	Northern Vance High School	Seizures
9/19/2011	US 158 / Granville County Line	Motor vehicle crash
9/20/2011	IAMS	Diabetic
9/20/2011	US # 1 Kittrell	Motor vehicle crash
9/24/2011	2001 Walter Bowen Road	Cardiac Arrest
9/24/2011	I-85 218 MM	Motor vehicle crash
9/24/2011	1145 Greystone Road	Diabetic
9/24/2011	Vanco Mill Road / NC 39	Motor vehicle crash
9/25/2011	904 Bobbitt Street	Assualt
9/25/2011	44 Montgomery Street	Choaking

Vance County Fire and Ambulance
QRV Report
September 2011

Date:	Location:	Call Nature:
9/26/2011	4541 US # 1 / 158	Overdose
9/26/2011	Harriett Street	Motor vehicle crash

**GRANVILLE-VANCE DISTRICT HEALTH DEPARTMENT
VANCE COUNTY HEALTH DEPARTMENT REPORT**

PROGRAM	AUGUST 1-31, 2011
PRENATAL SERVICES (OB)	180
❖ Pregnancy Care Management (PCM)	35
❖ Postpartum Home Visits	13
❖ Clinical Services	128
❖ Prenatal classes	4
CHILD HEALTH	124
❖ Child Coordination for Children (CC4C)	94
❖ Newborn Home Visits	13
❖ Clinical Services	17
FAMILY PLANNING	114
❖ Clinical Services	87
❖ Pregnancy Tests	26
❖ Family Planning Classes	1
HIV TESTS	48
TB TESTING	26
❖ PPD	15
❖ PPD Reading	10
❖ TB Cases	0
❖ TB Contacts tested	0
❖ Latent TB Infection Patients	1
IMMUNIZATIONS	74
❖ Universal	74
❖ Flu	0
LABORATORY TESTS	783
❖ In-house	481
❖ Reference Laboratories	302
ANIMAL BITES/POSSIBLE RABIES EXPOSURE	1
REPORTABLE DISEASE/INVESTIGATION & SURVEILLANCE	108
VITAL RECORDS	90
❖ Births	62
❖ Deaths	28
❖ Fetal Deaths	0
MISCELLANEOUS GENERAL SERVICES (Allergy shots, B12 Injections, Blood Pressure checks, etc.)	18
HOME HEALTH AGENCY	676
❖ Physical Therapy	182
❖ Occupational Therapy	42
❖ Speech Therapy	0
❖ Skilled Nursing	363
❖ Med Social Worker	9
❖ Aide/Home Health	80
HEALTH EDUCATION AND PROMOTION	6
❖ Meetings, Community Collaboration	4
❖ Presentations/Health Fairs	1
❖ Workshops/Trainings	1
SUPPLEMENTAL NUTRITION PROGRAM FOR WOMEN, INFANTS AND CHILDREN (WIC)	1729

Virgie Boyd 9/27/2011
W. B. Drake, Jr., MD 9/27/11

**GVDHD Health Promotion Coordinator (HPC)
Vance County Activities August 2011**

The Road to Better Health Blog stats
<http://www.g-vwtlosschallenge.blogspot.com/>

Month	Page Loads	Unique Visitors	1st Time Visitors	Returning Visitors
August 2011	56	30	2	28
July 2011	43	33	4	29
Jun 2011	37	27	7	20
May 2011	138	76	27	49
Apr 2011	107	46	4	42
Mar 2011	129	59	13	46
Feb 2011	494	140	68	72
Jan 2011	66	22	19	3
Total	1070	433	144	289

(NOTE – While blog hits are down since the Weight Loss Challenge is over, it is a very low cost way to have an on-line presence and promote healthy behaviors, as well as to communicate with residents about future efforts at the appropriate time).

- Community Health Assessment (CHA) Team Meeting
- Survey data processing on-going
- Presentation on local enviro/policy change at Annual NCACC meeting; Concord, NC
- Regional Farmer's Market land opportunity – updates to grant application submitted by team
- Conservation Land trust approaches HPC for support on trail plant for AL Harris Estates
- Wt Loss Challenge maintenance weigh-out and 2012 planning begins
- Health Information out 2x to WLC Captains
- Monthly health message out to 3 VC churches and 1 non-profit
- Spring Street Missionary Baptist Church added to health message (above) email list
- Continue support of GVDHD Wellness, Health Ed, and Family Planning activities.

*Sgt 9/19/11
W. H. Hoke, Jr. 9/29/11*

WELL APPLICATION

Name	W1 Evaluated	W2 Grouting	W4 Head Inspected	W6 Permit Issued New	W8 Permit Issued Abandonment	W10 Completion Issued New	W13 Bacteriological	W14 Other Sample	W15 Complaint Investigation	Permit #	Address	Septic Permit #	Date of Request
Creech, Susan	8/3/2011			8/4/2011						448	0000 Raintree Lane	6614	8/4/2011
Smith, Ronald	8/16/2011	9/12/2011		8/16/2011						452	382 Townsville Landing Road		8/5/2011
Gupton, Patsy	8/11/2011	8/15/2011		8/11/2011						451	95 Cokesbury Ct.	509	8/9/2011
Hoyle, Andy	8/10/2011			8/10/2011						450	Faulkner Town Road	6617	8/10/2011
Newman, Russell	8/9/2011			8/10/2011						449	0000 Rock Mill Road	6616	8/10/2011
Beckham, Andrew	8/17/2011			8/17/2011						453	811 S Lake Lodge Road	Dry	8/12/2011
Morgan, William	8/18/2011	8/24/2011		8/19/2011						454	9639 NC 39 N	Dry	8/18/2011
Richter, Karl	9/1/2011			9/1/2011						456	1103 Warrenton Road	Dry	8/24/2011
Holmes, JT	8/31/2011	9/8/2011		8/31/2011						455	1597 Old Epson Road	Dry	8/30/2011

Navis Brewer Sept. 13 2011
W. B. Walker Jr. 9/27/11


2011	August	CAT
04091010037 KFC (RALEIGH RD) 130 Raleigh Rd. 136 Mike Luihn 492-2342	8-1-11 A 95.5+2=97.5	3
04091010339 LOTUS LOUNGE 119 S Garnett St 431-1979	8-1-11 I	3
04091010128 SUBWAY 1520-E Dabney Dr. 170 Max Moghadass 430-1590	8-1-11 H	2
04091010338 SUBWAY 1520-E Dabney Dr. 430-1590	8-1-11 I	2
04091015551 S & N MART 1458 Warrenton Rd. 438-9428	8-2-11 A 93.5	2
04091420031 LEARN & GROW 509 Boddie St. 454 Patrice Alexander 430-6121	8-3-11 A 4	2
04091010298 GEORGE'S 210 N Garnett St	8-3-11 A 96+2=98	4
04091010278 RJ'S COUNTRY STORE, INC. 13674 NC HWY 39 N 430-0014	8-3-11 A 97+2=99	4
04091010288 CHUCKS SNACK U TACK GRILL 13020 HWY 39N Charles Thomas Jr	8-3-11 A 98.5	4


2011	August	CAT
04091010324 HATTIES RESTAURANT 1012 S GARNETT ST 252-915-8912	8-4-11 A 95	4
04091012000 Ichibar Japanese 901-S Beckford Dr. 438-7070	8-4-11 A 96+2=98	4
04091010331 Ribeye Steakhouse of Henderson 2002 Garham Ave. 252-213-0076	8-5-11 A 99.5+2=101.5	4
04091020078 CHESTER'S 1208 E Andrews Ave 395-7350	8-8-11 A 93.5	3
04091020248 WAL MART DELI 200 N Cooper Dr. 438-7925	8-9-11 A 97	4
04091010317 McDONALD'S 200 N. Cooper Dr. 433-8422	8-9-11 A 96+2=98	2
04091010299 NEW HOPE MINI MART 10289 HWY 39 N 492-5798	8-10-11 A 93.5	2
04091010369 VILLAGE KITCHEN 919 Beckford Drive 738-9998	8-11-11 A 96.5	4
04091010332 WIMPY'S 419 Raleigh Road 430-1766	8-12-11 A 94	3

2011	August	CAT
04091010183 CRACKER BARREL 1631 Ruin Creek Rd. 213 Cracker Barrel Old Country S 431-9111	8-15-11 A 95+2=97	4
04091027907 TED'S CATERING 420 Alexander Ave. 430-0173	8-15-11 A 94	4
04091020099 CHINA KITCHEN 511 Andrews Ave. 004 Shu Hung Lee 492-4150	8-16-11 A 94	4
04091010127 DENNY'S 1524 Dabney Dr. 121 LSJ Inc. 438-4800	8-16-11 A 97+2=99	4
04091010340 CHESTER'S (FAST BREAK) 578 Satterwhite Point Road 430-6444	8-16-11 I	4
04091010121 MARIA PARHAM DEIT. 566 Ruin Creek Rd. 144 Patrick Jackson 438-4143	8-17-11 A 97+2=99	4
04091010368 RUBY TUESDAY 101 Exchange St. 492-6243	8-18-11 A 97+2=99	4
04091010044 NUNNERY FREEMAN 1645 Norlina Rd. 151 O.H. Freeman 438-4751	8-18-11 A 92	4
04091010284 VANCE COUNTY JAIL FOOD SERVICE 516 Beckenridge St. 438-3923	8-19-11 A 97.5+2=99.5	4

2011	August	CAT
04091090223 VANCE COUNTY NUTRITION SITE 126 S. Garnett St. (252) 492-0257	8-19-11 A 94.5	4
04091010028 CUZ SEAFOOD, LLC 7630 HWY 39 N 252-572-2656	8-22-11 I	4
04091010475 KITTERLL GROCERY 1356 HWY 1 492-3005	8-23-11 A 96	4
04091300023 KITTRELL GROCEY 1356 US 1 HWY S 608 Mike Faulkner 492-3005	8-23-11 A 97.5	3
04091160004 SENIOR CITIZENS DIET. 2275 Ruin Creek Rd. 305 Herman Davis 492-0066	8-23-11 A 96+2=98	4
04091160001 GREENE-BULLOCKASST.DI County Home Rd. 492-0001	8-25-11 A 92.5	4
01091010064 CARVER'S # 1 1620 N. Garnett St. 172 Bill Carver 438-3861	8-25-11 A 94	3
04091011086 CHINA KING 383 Raleigh Rd. 226 Ji Xian Zheng 433-8088	8-26-11 A 93+2=95	4
04091020025 SUPPLY LINE DELI 235 Raleigh Rd. 018 John Williams 438-2836	8-29-11 A 95+2=97	4

2011	August	CAT
04091300011 SUPPLY LINE MARKET 235 Raleigh Rd. 611 John Williams 438-2836	8-29-11 A 96+2=98	3
04091010030 GOLDEN SKILLET 444 Dabney Dr. 130 Steve Wright 492-4040	8-29-11 A 95+2=97	4
04091030056 JERRY'S #1 334 Club Pond Rd. 492-0942 1155 E. Andrews Ave. 253 Jerry Taylor	8-30-11 A	2
I= New Business C= Closed H= Out of Business B= Seasonal		

Nancy J Brewer


Sept. 13, 2011


Monthly Activities Report for the Information Technology Department

September 2011

Kevin M. Brown, IT Director.

1. Identified and acted on approximately \$11,000.00 in annual savings from review of phone usage in preparation for the new VOIP system.
2. Recommended Time Warner Cable to the Board of Commissioners as the preferred vendor for Vance County's new WAN.
3. Continue to review Internet usage to identify possible bandwidth and security issues prior to installing the new Internet connection.
4. Continued to work with the Clerk of Courts and their new software vendor to address minor issues with the new jury application.
5. Regular monitoring of the main firewall that includes Intrusion Prevention, Application Control and Gateway AV and Malware Protection.
6. Monitor the anti-virus server for possible virus problems.
7. Continued to work with AtlanticBT regarding new website and content management system. Moving into the design stage as of the end of September.
8. Continued to perform internal and external network security vulnerability checks.
9. Continued to monitor web content filtering
10. Continued daily monitoring of server and firewall logs and backup jobs.
11. Continued migration of the logical network numbering scheme to a new scheme that will accommodate the Wide Area Network and VOIP phone system.
12. Began planning a new Active Directory infrastructure for the county to use in conjunction with the WAN.
13. Began planning for a new email and collaboration server to be hosted by the county.

14. Worked with LSI Software and the Deeds office to resolve a problem with the print monitoring and billing hardware.
15. Worked with the Randy Newman and the Administration of Courts (AOC) to ensure that the court's upcoming phone project integrates with the county's phone project.
16. Reconfigured Anti-virus server in the Sherriff's office to allow for automated updating.
17. Worked with Captain Bullock of the Sherriff's department to prepare for FBI and SBI audits.
18. Repaired software installation on Christa Reavis' PC.
19. Worked with Maintenance/Security and the air conditioning service company to troubleshoot and fix issues with the air conditioning control unit.
20. Performed initial reconfiguration of DSS computers to prepare them to be on the county WAN and to create a secure and manageable network for deployment of NC Fast in the summer of 2012.
21. Repaired Tax office PC misconfiguration, which was causing the PC to crash.
22. Repaired Administration application for inputting and printing minutes from Commissioners meetings.
23. Performed additional day to day troubleshooting and repairs on various issues as required.

Child Support Incentive & Collection Results for: AUG 2011
SFY July 2011-June 2012 (Goals set by the Child Support State Office)

Vance County Caseload = 3,754 cases / NEW Cases Opened= 43

SFY Actual Collections / Percent of Goal Collected

VANCE CO = \$ 856,467 / 15.92% Goal = \$ 5,380,774
STATEWIDE = \$ 114,539,696 / 16.20% Goal = \$ 706,862,567

Paternity Established

VANCE CO = 92.54% Goal = 105.00%
STATEWIDE = 87.05% Goal = 100.78%

Cases under Order

VANCE CO = 89.32% Goal = 89.80%
STATEWIDE = 81.97% Goal = 83.05%

Current Support Collection Rate

VANCE CO = 63.88% Goal = 65.26%
STATEWIDE = 65.79% Goal = 65.89%

Current Cases with Payments to Arrears

VANCE CO = 41.00% Goal = 68.52%
STATEWIDE = 37.97% Goal = 65.77%

Medical (Court-ordered cases enrolled w/ Employer Insurance)

VANCE CO = 25.05%
STATEWIDE = 22.20%

County Medicaid Cost Avoidance (as of 7/31/2011) = \$ 9,209.62

SFY Incentive Money received by County = \$ 14,516.60

SFY STEPS Class Results for Non-Custodial Parents

Referred = 5 Completed = 2 Employed = 1

Key Full
9/12/2011

Deecee Misdale
9-8-11

Vance County Food and Nutrition
 Services Statistical Report as of
 August 31, 2011

Food and Nutrition Services Applications

Food and Nutrition Services – Applications Received	377
Food and Nutrition Services – Applications Processed	391
Food and Nutrition Services – Application Average Processing Time	10 Days
Food and Nutrition Services – Applications Pending Over 30 Days	0
Food and Nutrition Services – Recertifications Processed	905
Food and Nutrition Services – Changes	743

Food and Nutrition Services Participation by Age

Ages 0-11	4,204
Ages 12-17	1,614
Ages 18-30	3,053
Ages 31-40	1,743
Ages 41-59	2,814
Ages 60 and Above	1,112

Joan Halow
 9/14/11

Kay Feld
 9/14/2011

Food and Nutrition Services Ethnic Participation by Household

White	1,759
Black	5,023
American Indian	7
Islander	3
Asian	2
Unknown	419

Food and Nutrition Services Average Household Income

Average Earned Income	\$1,073.79	27.4%
Average Unearned Income	\$741.42	53.2%
Zero Income Households	-0-	19.4 %
Total Average Income	\$605.07	--

Food and Nutrition Services Benefits Issued

Total Cases	7,264 Increase of 1,191 cases since 6/10
Total Participants	14,540
Total Benefits Issued	\$1,876,669.00
Average Household Benefits Issued	\$258.35

Vance County Food and Nutrition Services
Performance Goals as of August 31, 2011

Food and Nutrition Services Accuracy Rate

<p>Food and Nutrition Services Quality Control Accuracy Rate from 10/09-9/10</p>	<p>Goal 94% or greater < \$25 payment error</p>	<p>Quality Control Monthly Performance: 100%</p>
--	--	---

Applications/Recertifications/Changes

<p>Emergency Services</p>	<p>Goal 0% due 7th Calendar Day</p>	<p>Monthly Performance: 0%</p>
<p>Normal Processing</p>	<p>Goal < 3% 30th Calendar Day</p>	<p>Monthly Performance: 0%</p>
<p>Recertifications</p>	<p>Goal - 0 errors Last Workday of the Month</p>	<p>Monthly Performance: 0%</p>
<p>Overdue Reopen Recertifications</p>	<p>Goal < 3% 30th Calendar Day</p>	<p>Monthly Performance: 0.3 %</p>

Food and Nutrition Services Outreach

<p>Senior Outreach Referrals: 1 applications taken at Garden Walk Villa</p>	<p>Food Vouchers Issued: 55</p>
---	-------------------------------------

Food and Nutrition Services Participation

	8/11	7/11	6/11	5/11	4/11	3/11	2/11
State	118.22%	118.22%	114.79%	114.79%	114.79%	113.74%	113.74%
County	129.66%	129.66%	125.79%	125.79%	125.79%	125.63%	125.63%

Food Stamp Participation Rate calculation for Vance County

To calculate the participation rate, divide the "Number of Individuals" (14,276) receiving FNS benefits by the "Number of Individuals" (11,617) at 200 percent of poverty. The Number Unserved is -2,996.

The participation rate can be greater than 100% if the number of persons in poverty have increased by families moving into the county or due to economic factors. Another factor is that the population could have grown, with births outnumbering deaths.

ACQUA MEDICAID UNIT PERFORMANCE GOALS

AUGUST 2011

Accuracy Rate	Goal	Monthly Performance
	90 % or greater/ all applications 3 % or less error for reviews	
<u>Applications/Recertifications/Changes</u>		
Medicaid (All Programs) Applications	Goal: 90% Processed Timely APF	Monthly Performance State performance met
	MAABD: 33 days MQB: 23 days	average all programs: PPF 97% APF 31 days 4 OVER-DUES
LIS APPLICATIONS---11		
Timely Recertifications	Goal: 3% error rate for overdues	Monthly Performance
	MAABD: 196 reviews MQB: 40 reviews	100% 0 over-dues
Inquiries/Timeliness	Goal: 0 error 10 inquiries	Monthly Performance 100%
	No errors	
Re-opened Reviews	Goal: 0 error Must be re-opened by 10 th of the month 16 re-open	Monthly Performance 100%
Changes	Goal: 0 errors- initiate within 10 days Completed within 30 days 100 benefit changes 115 other changes 73	Monthly Performance 100%
Referrals to other services		

Ky Field
9/13/2011

Mady Jurner
9-12-11

VANCE COUNTY ADULT MEDICAID PROGRAM STATISTICAL REPORT AS OF
AUGUST 2011

Adult Medicaid Programs/ MAA, MAB, MAD, MQB, SAA, SAD

Applications Taken	147
LIS Applications Taken	11
Applications Processed	177
Completed Reviews	266
Changes	277
Total Cases	2268
Total Number Individuals	2268

Grand Total / Adult Medicaid

Total Applications Taken	147
LIS Applications Taken	11
Total Applications Processed	177
Total Number SSI Cases On Medicaid	2215
Total Average Individuals	4483
Application Processing Time (APT)	31
Percent Processed Timely (PPT)	97.00%

State Regulation allows 45/90 days to process all Adult Medicaid applications, with at least 90% processed timely.

Madge Sterner
9-12-11

REPORT CARD STATUS - ADULT MEDICAID FISCAL YEAR 2011/2012

	7/11	8/11	9/11	10/11	11/11	12/11	1/12	2/12	3/12	4/12	5/12	6/12
APT	36	31										
PPT	91%	97%										

Madge Turner
9-12-11

Adult Medicaid
Program Integrity

AUGUST 2011

Processing Rates

Goal

Monthly Performance

90% or greater all claims

10% or less pending referrals over 180 days

All Programs	Monthly Performance	100%
Total Active claims	190	
Active FNS claims	133	
Active AFDC claims	7	
Active TANF claims	22	
Active Medicaid claims	17	
Claims in TE Status (terminated)	11	
Number of new referrals (FNS)	8	
Number of referrals key timely (FNS) (30 days to key)	8	
Total clients paid in AUGUST 2011	49	
Total referrals with no action taken	0	
Total Pending referrals	45	
Total Pending referrals over 180 days	0	
Percentage over 180 days	0	

Total Cases in Collection	129
Total Amount Outstanding	\$186,472.98
Collections	\$ 1,868.00
Incentive	\$ 435.05

Key Field
9/13/2011

Madge Turner
9-12-11

Adult Medicaid
Special Assistance In-Home Performance Goals

AUGUST 2011

Processing Rates	Goal	Monthly Performance
	95% or greater all applications 3% or less error for reviews	

Applications/Recertifications/Changes

Special Assistance (all programs) Applications	Goal: 90% Processed Timely	Monthly Performance
		100%
		State performance met
	<u>APT</u> <u>PPT</u>	PPT 100%
	SA: 4 SA/IH: 5 MAABD:	0 over-dues

Timely Recertifications	Goal: 3% error rate for over-dues	Monthly Performance
	SA: 16 reviews	100% 0 over-dues

Changes	Goal: 0 errors-initiate within 10 days Complete within 30 days	Monthly Performance
		100%
	1 benefit changes 21 other changes	

Total Active SA/SA-IH Cases	189
Active SA Cases	149
Total SA-IH slots	47 (of the 10 new slots 3 have been filled)
Total SA-IH slots filled	40
Pending SA-IH applications	0

Kay Field
9/13/2011

Madge Turner
9-12-11

Aug-11	WFFA Caseload Information				
Worker	Active WFFA	Child Only	Active BD	# Reviews	# Changes
10	25	88	19	18	47
11	0	81	12	12	41
Totals	25	169	31	30	88

Intake Information						
Worker	# WFFA Apps	# BD Apps	# WFFA Approvals	# BD Approvals	Inquiries	Denials
10	7	18	9	17	3	0
11	9	10	4	12	0	0
Totals	16	28	13	29	3	0

EA and Energy Approvals							
Worker	EA	CIP	Wake Roundup	Energy Neighbor	GA	Other Ref	Inquiries
10	11	57	0	2	2	12	308
11	7	21	0	1	0	2	224
Totals	18	78	0	3	2	14	532

# Cases over 60 months	1
# Cases 20+ months	0
# Cases in Sanction	1

MRS to Child Support	
10	2
11	1

Other MRS	
10	9
11	8

Key Field 9/12/2011

Casey [unclear]

Aug-11	Active Caseload Information	200%	WFES	#Employed (\$8.50 or more)	Intakes for I&FS	Current Part. Rate	YTD Part Rate
	Worker						
	SKA	31		5 (2)	5		
	CHT	35		2	4		
	LMH	27	25	4 (2)	6	83.00%	91.50%
	SSA				126		
	CDH				5		
	Totals	93			146		

Assessments and Referral					
Worker	# Assessments	# Referrals	# Within DSS	# Outside DSS	
SKA	54	102	75	27	
CHT	60	84	63	21	
LMH	62	103	60	43	
CDH	7	4	4	0	
Totals	183	293	202	91	

# Referrals by Worker						
	Referral Source	SKA	CHT	LMH	CDH	Total
Within DSS	Steps Class	6	9	6	0	
	Lashanda/Connie (outside clas	17	11	11	0	
	BD	8	9	16	2	
	WFFA	0	2	2	0	
	Children's Services	0	0	0	0	
	Child Support	0	2	0	0	
	Adult Services	0	0	0	0	
	Child Care	5	11	5	0	
	Transportation for Work	33	9	13	2	
	FNS	4	6	5	0	
	Medicaid	2	4	2	0	
	Medicaid Transportation	0	0	0	0	
	Other	0	0	0	0	
	Subtotal (in-house ref's)	75	63	60	4	202
Outside DSS	VGCC/WIA	1	0	0	0	
	VGCC/Other	0	0	0	0	
	Salvation Army	0	0	0	0	
	ACTS	0	0	0	0	
	Church/Clothing	0	1	0	0	
	Church/Food	0	0	0	0	
	Church/Other	0	0	0	0	
	Red Cross	0	0	0	0	
	VR	0	0	0	0	
	CWS	0	0	0	0	
	ESC	2	1	3	0	
	Job Link	17	0	0	0	
	Domestic Violence	0	1	0	0	
	Housing	0	0	0	0	
	Lifeline	0	0	0	0	
	Job Referrals	0	2	0	0	
Other	7	16	40	0		
Grand Total Referrals	102	84	103	4	293	

Approved by: [Signature] 9/1/11

Report for Steps Class

Stats		WF	NCP	Total
Total Referred since 7/1/11		36	5	41
Total Attended since 7/1/11		25	3	28
Total employed YTD Steps (since 7/11)		10	1	11
Total employed YTD outside of Steps (since 7/11)		9	0	9
Total completed YTD (since 7/11)		19	2	21
Total Referred to Steps since project implementation	1337			
Total employed since project implementation	445			

Aug-11

	200%	WFFA	BD	DV	Court	Total
Referred	21	0	0	0	2	23
Attended	15	0	0	0	2	17
Completed	11	0	0	0	2	13
Employed	4	0	0	0	1	5

Presentations to the community/Representation from the community: August 2011

8/4/2011	Teressa Ellis	VGCC	Test Proctor and Administration
8/9/2011	Amy Oakes	Smart Start FVG	Child Care Resource & referral Director
8/10/2011	Spence Bailey	VGCC	College Recruiter
8/23/2011	Career Fair in VA		

Previously attended Step class participants employed this month:3**Individual appointments during the month: 12****Community Contacts: During August 2011**

Emma Young	Director	August	Above and Beyond Child Care Learn and Grow Child Care
Patricia Brown	Director	August	Humpty Dumpty Child Care
Jenny Robertson	Director	August	Care
Andrea Endursick	Owner	August	McDonalds
Sherill Scott	Director	August	Little Vance County
Patricia Yarborou	Manager of REI Services	August	ESC
Eva	Manager	August	Top Fashion
Courtney Cooke	WIA Resource	August	VGCC
Spence Bailey	Recruiter	August	VGCC
Amy Oakes	Child Care Resource and Reffer	August	Smart Start Chamber of Commerce
Donnie Ragland	Work First Coordinator	August	VGCC
Teressa Ellis	Work Keys Test Proctor	August	VGCC
Roberta Davis	Assistant	August	McDonalds

Presentations to the community

Chris Fisher	Owner	August	Henderson Food and Produce		
Jaquetta Bullock	Owner/Operator	August	New Direction		
Tracey Bennet	Early Childhood Coordinator	August	VGCC		
Ms. Karen	Director	August	Advantage Care		
James Allen	Owner	August	Bishop Radiator and Automotive		
Virginia Brogden	JobLink Liasion (ESC)	August	NC Department of Commerce		
D.Stephen Howel	Field Representative	August	Rep. Renee Ellmers , NC 2nd Disriect		
Veronica Blue	Owner/Director	August	Happy Feet Daycare		
Gladys Washingt	Owner	August	DDR Residential		

	Jul-11	Aug-11	Sep-11	Oct-11	Nov-11	Dec-11	Jan-11	Feb-11	Mar-11	Apr-11	May-11	Jun-11	Totals
MA Applications	11	15											26
Resource Guide Asst	26	31											57
Client Complaints	0	0											0
Trainings Attended (D/P)	0	0											0
Requested Phone Numbers	288	383											671
Referrals to Outside	36	26											62
Ind and Fam Suppt Screening	15	19											34
Videos #shown (one per day)	0	0											0
Food Vouchers	61	112											173
Work Permits	12	18											30
Fishing Licenses	42	40											82
								0					1135

Carson Whitport
9/9/11

Emergency Intake August 2011

Program	Total Amount	# Approved	# Denied
GA	\$429.54	13	3
CIP	\$40,974.46	242	4
Energy Neighbor	\$922.73	4	0
Wake Roundup	\$0.00	0	0
EA	\$7,514.26	51	1
ACTS	1		
Salv Army	5		
Phone Inquires	662		
Office Inquires	115		
Other (MRS)	4		
Food Vouchers	107		

Referrals

Red Cross	
Legal Aid	
United Way	
Other	

Referrals

Sr Center	0
Adult Med	1
F&C Med	2
Adult Svc	0
CPS/FC	0
FNS	11
WF	9
Ch Supp	7
MAJ	0
4 County	2
Warren Co. Free Clinic	3
Other	4

Childcare Services

Cases

Brought Forward	747
New	31
Total	784
Closed	19
Carried Forward	759
Recertification	33
WF Referrals	13
CPS/FC Referrals	4
Record Updated	52

Childcare Services

Vouchers	46
Changes/Actions	151
# of Providers	74
# of Visits	0
# on WL	378
# Removed from WL	0
# Added to WL	34
WL Total	412
# of Children Served	558

Childcare Services

Vouchers Keyed	37
Changes Keyed	41
Attendance Keyed	34
MRS	16
Office Visits	82
Phone Inquiries	401

Jul-11

Carsonburg, OH

ADULT SERVICES STATISTICAL REPORT

2011	JUNE	JULY	AUG	SEPT	OCT	NOV	DEC	Totals
APS Cases-Beginning	3	9	7					
APS Intake	6	7	2					15
Screened Out	1	2	1					4
Outreach /HV-Referral	2	2	1					5
Screened In	4	5	1					10
Staffing	0	3	7					10
Substantiated	0	0	3					3
Un-Substantiated	0	3	4					7
Allegations: Abuse	0	0	0					0
*Caretaker Neglect	4	3	4					11
*Exploitation	0	1	1					2
*Self-Neglect	1	3	2					6
Monthly Contacts	12	31	45					88
Consult/Coordinate	12	21	37					70
Cases Closed	0	3	7					10
APS Cases Ending		6	1					7
Adult&Family CareHomes	3	3	3					
Licensure this month	0	0	0					0
Facility (s) Monitored	0	3	3					6
Complaints Investigated	0	0	0					0
Plan of Correction	0	0	0					0
Monthly Contacts	0	0	4					4
Consult/Coordinate	5	1	0					6
Facility (s) Closed		0	0					0
Inquires	0	0	1					1
A&Fcare Cases Ending		3	3					6
Placement Cases	0	0	0					0
Initial Assessments	0	0	0					0
Cases Closed	0	0	0					0
Inquires	0	4	5					9
Place't Cases Ending		0	0					0
Guardianship Cases	3	3	3					
Hearings	0	0	0					0
Initial Assessment	0	0	0					0
Annual Assessment	0	0	0					0
Quarterlys Due	2	0	1					3
Quarterlys Completed	2	0	1					3
Monthly Contacts	5	5	5					15
Consult/Coordinate	0	0	0					0
Cases Closed	0	0	0					0
Inquires	0	1	0					1
Guardianship Cs Ending		3	3					6
Enhanced PC Cases	15	16	16					
Initial Assessment	1	0	1					2
Annual Assessment	2	0	2					4
Quarterlys Due	3	4	6					13
Quarterlys Completed	3	4	6					13
Monthly Contacts	34	16	23					73
Consult/Coordinate	0	0	0					0
Cases Closed	0	0	0					0
Inquires	2	4	2					8
EHPC Cases Ending		16	17					33

*Lynne Williams Reptor 9/9/11
Adult Services Supervisor*

*Key Fed
9/9/2011*

Indiv & Fam Adj Cases	11	12	12				
Initial Assessment	1	1	2				4
Annual Assessment	0	1	2				3
Quarterlys Due	2	0	3				5
Quarterlys Completed	2	0	3				5
Monthly Contacts	32	35	35				102
Consult/Coordinate	19	31	32				82
Cases Closed	0	0	1				1
Inquires	0	0	0				0
I&FA Cases Ending		12	13				25
Rep-Payee Cases	10	11	11				
Initial Assessment	1	0	2				3
Annual Assessment	0	0	3				3
Quarterlys Due	3	1	2				6
Quarterlys Completed	3	1	2				6
Monthly Contacts	15	40	48				103
Consult/Coordinate	28	19	42				89
Cases Closed	0	0	0				0
Inquires	14	12	7				33
Rpayee Cases Ending		11	13				24
In-Home Aide Services	20	21	20				
Initial Assessment	1	2	0				3
Annual Assessment	0	2	3				5
Quarterlys Due	4	1	8				13
Quarterlys Completed	4	1	8				13
Monthly Contacts	25	27	46				98
Consult/Coordinate	48	39	48				135
Cases Closed	1	1	0				2
Inquires	2	8	1				11
IHAS Cases Ending		22	20				42
InHAS SW -041 Visit	2	3	11				16
041 Hours	3	4.25	6				13.25
042 Visits	4	4	2				10
042 Hours	3.5	5.25	1.75				10.5
In-H Aides Supervisory							
041 Visits	6	8	12				26
041 Hours	6	6	6				18
042 Visits	13	9	6				28
042 Hours	10	6.5	3				19.5
041 TC	6	13	29				48
042 TC	3	6	15				24
In Home Aides							
041 Visits	68	71	76				215
041 Hours	128.25	141.25	432.75				702.25
041 Transport	16	16	13				45
042 Visits	61	67	83				211
042 Hours	118.5	116.75	142.25				377.5
042 Transport	22	27	40				89
Division of Blind Cases	44	47	49				
Initial Assessment	4	4	1				9
Annual Assessment	0	0	0				0
Referrals	0	0	0				0
L.Club-Christmas	0	0	0				0
Lions-Glasses	2	2	6				10
VR	0	0	0				0
Others	7	0	0				7
Quarterlys Due	15	12	13				40
Quarterlys Completed	15	12	13				40
Medical Eye Care	1	0	1				2
Monthly Contacts	24	22	28				74

Inquires	5	10	11					26
DoBlind Cases Ending			50					50

At-Risk CM Cases	4	4	4					
Initial Assessment	0	0	0					0
Annual Assessment	0	0	2					2
Quarterlys Due	0	0	2					2
Quarterlys Completed	0	0	2					2
Consult/Coordinate	0	9	7					16
Monthly Contacts	0	9	7					16
Cases Closed	0	0	0					0
Inquires	0	0	0					0
Hours Billed	0	9.75	4.25					14
Amount of Billing	\$ -	528.8	227.74					\$ 756.54
ARCM Cases Ending		4	4					8
CAP/DA CASES	44	44	43					
Initial Assessment	1	0	2					3
Annual Assessment	0	2	2					4
Quarterlys Due	7	12	20					39
Quarterlys Completed	7	12	20					39
Consult/Coordinate	0	0	3					3
Referrals	2	2	0					4
Monthly Contacts	98	131	126					355
Revisions	2	4	1					7
Cases Closed	0	1	0					1
Inquires	3	1	1					5
Hours Billed	87.25	112.75	105.75					305.75
Amount of Billing	\$ 9,364.26	11204.75	10677.71					\$ 31,246.72
CAP/DA Cases Ending		43	45					88
SA-IH Cases	37	37	37					
Initial Assessment	0	0	3					3
Annual Assessment	2	3	2					7
Quarterlys Due	6	10	10					26
Quarterlys Completed	5	10	9					24
Consult/Coordinate	42	31	9					82
Referrals	0	0	0					0
Monthly Contacts	113	98	115					326
Cases Closed	2	0	0					2
Inquires	3	2	4					9
Hours Billed	53.25	58.75	63					175
Amount of Billing	\$ 2,934.84	\$ 3,133.18	3423.96					\$ 9,491.98
SA-IH Cases Ending		37	40					77

Signature:

George Williams-Report

Date:

9/9/11

**Family and Children's Medicaid Program
 Statistical Report for Aug 2011
 Fiscal Year 2011-2012**

Family & Children's Medicaid Programs/MAF, MIC, MPW, IAS, HSE

Applications Taken	477
Applications Processed	477
Completed Reviews	460
Terminations/Changes	274 term/452 changes
Total Cases	5551
Total Number Individuals	8842

North Carolina Health Choice Program (NCHC)

Applications Taken	56
Applications Processed	63
Completed Reviews	41
Terminations/Changes	8 term/16 changes
Total Cases	695
Total Number of Recipients	1008

Grand Total / F&C Medicaid & NCHC

Total Applications Taken	533
Total Applications Processed	540
Total Reviews Completed	501
Total Terminations/Changes	282 term/468 changes
Total Number Cases	6246
Total Recipients	9850

*Kay Fuld
 9/11/2011*

*Wanda Med
 F&C MA Supervisor
 9-9-11*

Family and Children's Medicaid Unit Work Performance Goals for Aug 2011

Applications/Recertification's/Changes

<p>Medicaid (All Programs) & NCHC Applications</p>	<p>Goal - 90% Processed timely (45 day time frame)</p> <p><u>APT</u> MAF - 26 days MIC - 23 days MPW - 21 days NCHC - 23 days</p> <p><u>PPT</u> MAF - 98% MIC - 100% MPW - 100% NCHC - 100%</p>	<p>Monthly Performance:</p> <p><u>Average Processing Time</u> 23.33 days</p> <p><u>Percent Processed Timely</u> 99.33%</p>
<p>Timely Recertification's (All programs)</p>	<p>Goal - 97% timely reviews</p> <p>MAF - 0 overdue MIC - 0 overdue MPW - 1 @ 99.49% timely NCHC - 0 overdue</p> <p>HSF - 0 overdue IAS - 0 overdue</p>	<p>Monthly Performance:</p> <p>All programs meet or exceed 97% timeliness required by state standards</p>
<p>Inquiries/Timelines</p>	<p>Goal - 0 error - Supervisor receives case within 3 days of inquiry</p> <p>10 inquiries completed and reviewed by supervisor</p>	<p>Monthly Performance:</p> <p>No errors found</p>
<p>Reopened Reviews</p>	<p>Goal - No errors, case must be reopened by 10th day of month following month of termination</p> <p>Sample of cases reviewed by supervisor - no errors</p>	<p>Monthly Performance:</p> <p>100%</p>
<p>Changes</p>	<p>Goal - No errors, change initiated within 10 days of report and completed within 30 days</p> <p>Sample of cases reviewed by supervisor - no errors</p>	<p>Monthly Performance:</p> <p>100%</p>

FAMILY CHILDRENS' MEDICAID REPORT CARD STATUS FOR APPLICATIONS
FY 2011-2012

	7-2011	8-2011	9-2011	10-2011	11-2011	12-2011	1-2012	2-2012	3-2012	4-2012	5-2012	6-2012
APT	23.33 days	23.33 days										
PPT	99.33%	99.33%										

APT = Average Processing Time

PPT = Percentage Processed Timely

Children's Welfare Unit - Statistical Reports for Month of June

Number of Cases by Month	Jan 2011	Feb 2011	March 2011	April 2011	May 2011	June 2011	July 2011	Aug 2011
1. # of CPS Intakes screened out per month	18	16	10	15	19	12	18	12
2. # out of the total screened out reports in which children resided in another county	1	0	2	2	0	1	0	0
3. # of Neglect Reports Accepted	28	33	33	31	31	30	21	26
4. # of Abuse Reports Accepted	3	5	4	6	9	5	6	4
5. # of Dependency Reports Accepted	1	0	0	3	0	0	0	1
6. # of total CPS intakes accepted per month	29	38	37	40	40	35	27	31
7. # out of total accepted that were sent to another county for assessment	1	2	2	0	3	5	1	2
8. # of Open Investigative Assessments on the last day of the month	7	7	10	10	19	7	12	14
9. # of open Family Assessments on the last day of the month	26	37	41	43	42	37	37	42
10. # of Open Cases	33	49	51	53	61	44	49	56
11. # of Case Decisions	41	14	34	33	27	53	17	29
12. # of Family Assessments beyond 45 days	3	2	4	3	14	5	11	15
13. # of Investigations beyond 30 days	3	1	2	6	8	4	5	9
14. % Rate of investigative cases that were beyond the 30 day timeframe that were keyed for this month * These rates are calculated by the State			Vance : 0% Region: 15.8% State: 15%	Vance: 8.3% Region: 17.1% State: 13.7%	Vance: 7.4% Region: 18.1% State: 15.9%	Vance: 19% Region: 16.4% State: 15%	Vance: 10% Region: 18% State: 15.1%	Vance: 14.3% Region: 16% State: 15.2%
15. % Rate of family assessment cases that were beyond the 45 day timeframe that were keyed for this month * These rates are calculated by the State			Vance : 17.6% Region: 24.0% State: 23.9%	Vance: 27.8% Region: 23.3 State: 23.7%	Vance: 44.4% Region: 26.8% State: 24%	Vance: 33.3% Region: 25.6% State: 23.1%	Vance: 30% Region: 26.6% State: 25.2%	Vance: 36.7% Region: 25.8% State: 26.0%
16. # of active CPS In-Home Service Cases open last day of the month	24	25	28	25	27	26	23	28

17. # of Assists accepted for CPS Assessments (Investigative and Family Assessments) during the month	1	4	5	1	5	7	5	2
18. # of Assists accepted for CPS In-Home Services during the month	1	0	1	0	0	0	0	2
19. % Rate of neglect cases that are initiated within required timeframe for the month	100%	97% 1 out of 33 was not initiated	97% 1 out of 37 was not initiated	100%	100%	97% 1 out of 35 was not initiated	97% 1 out of 21 was not initiated	100%
20. % Rate of abuse cases that are initiated within required timeframe for the month	100%	100%	100%	100%	100%	100%	100%	100%
21. % Rate of dependency cases that are initiated within required timeframe for the month	100%	N/A	N/A	100%	N/A	N/A	N/A	100%
22. # of repeat maltreatment within the previous 6 months	1	0	0	0	0	0	0	0
23. # of total reports screened	51	58	48	56	59	47	45	12

March 2011
9-13-11

Kay Fuld
9/14/2011

0 children picked
up on interstate

Monthly Statistical Report for Families First

Month Number of Referrals

February	2011	1
March	2011	1
April	2011	3
May	2011	1
June	2011	4
July	2011	1
August	2011	3

Total Number of
Referrals that
are currently open: 14

Handwritten note:
9/13/11

Handwritten note:
Key Fee
9/14/2011

FOSTER CARE/ADOPTIONS MONTHLY REPORT**Report Date: AUGUST 2011**

Total # of children in CARE in report month:	50
Total # of children in CUSTODY in report month:	47
Total # of Youth in care under a CARS agreement:	03
Total # of new children placed in custody:	04

State prefers relative placements to foster home placements whenever possible

Percentage of children placed in foster/therapeutic homes:	74%
Percentage of children placed with relatives:	24%
Percentage of children placed in other facilities: (Group Home/Hospital/Jail)	2%
Total # of children in out of state placements in report month:	0

12 months to permanency (if still in custody after 12 months is plan appropriate? If not are efforts made to change plan?)

Total # of children released from custody:	00
Percentage of children released from custody in 12 months or less:	N/A
Percentage of children released from custody reunified with parent:	N/A

State mandates that all children are seen monthly face to face

Percentage of children seen face-to-face during report month:	100%
Percentage of children not seen face-to-face during report month:	0%
Percentage of caretaker contacts in report month: (State mandates that caretakers are contacted at least once per month)	100%

Total # of identified parents (does not include deceased/relinquished/TPR/ceased reunification):	23
Total # of absent/incarcerated parents:	08

State mandates that parents are seen once a month

Percentage of required parent contacts made in report month	65%
Percentage of parent contacts in report month (not including absent/incarcerated):	100%
Percentage of parents seen face-to-face in report month (not including absent/incarcerated) :	93%

12 months to permanency (if still in custody after 12 months is plan appropriate? If not are efforts made to change plan?)

Percentage of children in custody less than 12 months:	34%
Percentage of children in custody longer than 12 months:	66%
Percentage of children with permanent plan of reunification for over 12 months:	4%
Percentage of children expected to return home in less than 6 months:	14%

Total # of children who are free for adoption:	10
Percentage of children placed with identified adoptive placements:	50%

FOSTER CARE/ADOPTIONS MONTHLY REPORT

AUGUST 2011

Adoption Assistance Information

Total # of DSS adoptions completed and decrees received:	00
--	----

Foster Home Licensing Information

Total # of licensed foster homes in Vance County in report month:	20
Total # of licensed foster homes in use in Vance County in report month:	10
Total # of foster homes in use in other counties in report month:	01
Total # of new licenses issued in report month:	00
Total # of re-licensures completed and mailed in report month:	00
Month of last MAPP training:	6/11
Total # of mandatory foster parent trainings held in report month:	00

Key Field
9/13/2011

Renée Betancourt
9-12-11

VANCE COUNTY OFFICE OF AGING/SENIOR CENTER

MONTHLY REPORT

CATEGORY	Unduplicated Client Report						Unit Service Count	
	Low Income	Disabled	White	Black	Others	Total	TOTAL	
All Clients Cumulative	436	190	250	338	1			
All Clients this Month	8	0	4	6	1	10	718	
Info & Case Assistance								
TRANSPORTATION						0	GENERAL	372
							MEDICAL	49
							CLIENTS	421
							MONIES	
IN-HOME LEVEL I							HOURS	20.9
							VISITS	8
							CLIENTS	4
IN-HOME LEVEL II						0	HOURS	526.5
							VISITS	211
							CLIENTS	43
OUTREACH							OUTREACH VISITS	0
							IN-HOME RE-ASSESS:	
							MEALS RE-ASSESS	
LIQUID NUTRITION	8		3	6	1	10	AGENCY CONTACTS	0
							# AT GROUP MEETINGS	
							TELEPHONE CONTACTS	
							535	
NUTRITION: CONGREGATE							NEWSLETTERS	0
							SR. APARTMENTS PROGRAM:	
							Maria Parham	0
							Courtyard I	0
							Courtyard II	0
NUTRI: HOME DELIVERED			1			1	Heritage	0
							Aycock	0
							# Meals	1194
							# Clients	88
							# Liq. NMeals	948
							# Clients	137
							# Meals	1524
							# Clients	78
CENTER ACTIVITIES: (EXCLUDES SERVICE AND NUTRITION)						PERSONS: 260	VISITS: 1083	
see attached sheet								

COMMENTS: UNDUPLICATED AGE BREAKDOWN

<u>I & CA</u>	<u>OUTREACH</u>	<u>TRANSPORT.</u>	<u>IN-HOME LEVEL I</u>	<u>IN-HOME LEVEL II</u>
Ages:	Ages:	Ages:	Ages:	Ages:
60-64 _____	60-64 _____	60-64 _____	60-64 _____	60-64 _____
65- 69 _____	65-69 _____	65-69 _____	65-69 _____	65-69 _____
70-74 _____	70-74 _____	70-74 _____	70-74 _____	70-74 _____
75-79 _____	75-79 _____	75-79 _____	75-79 _____	75-79 _____
80-84 _____	80-84 _____	80-84 _____	80-84 _____	80-84 _____
85+ _____	85+ _____	85+ _____	85+ _____	85+ <u>1</u>
		50+ _____		
		below 60 _____	WAITING LIST <u>8</u>	
			REQUESTING EXTRA TIME <u>0</u>	

MEALS

<u>CONGREGATE</u>	<u>HOME DELIVERED</u>
AGE:	AGE:
60-64 _____	60-64 _____
65-69 _____	65-69 _____
70-74 _____	70-74 _____
75-79 <u>1</u>	75-79 _____
80-84 _____	80-84 _____
85+ _____	85+ _____
55+ _____	

LIQUID NUTRITION

AGE:
60-64 <u>1</u>
65-69 _____
70-74 <u>1</u>
75-79 <u>1</u>
80-84 <u>2</u>
85+ <u>5</u>
below 60 _____

 SPECIAL ELIGIBILITY WAITING LIST 46
 VOLUNTEER HOURS 575.5

Month: August

Year: 2011

CONTRIBUTIONS

Senior Center Operations 0

Transportation 16.50

Home Delivered 235.19


Congregate 642.12

Level I 0

Level II 23.00

DATE

PROJECT DIRECTOR



9/13/11

Ray F. [unclear]

9/13/2011

Weekly Activities

Monday	Tuesday	Wednesday	Thursday	Friday
<p><u>8:30 – 10:00</u> Open Computer Lab</p> <p><u>1:00 – 2:00</u> Low Impact Aerobics</p> <p><u>10:00 & 1:00</u> Movie & Popcorn</p> <p><u>10:00-11:00</u> Coupon Club</p>	<p><u>8:30 – 11:30</u> Computer Classes</p> <p><u>12:30</u> Bingo</p> <p><u>2:00 – 3:00</u> Line Dancing</p> <p><u>11:30 – 5:00</u> Open Computer Lab</p> <p><u>10:00-11:30</u> Sept. 13, 20 & 27</p> <p>Blood Pressure Check</p> <p><u>10:00-11:00</u> Arthritis Exercise Class</p>	<p><u>10:00-11:30</u> Computer Classes</p> <p><u>11:30 – 1:00</u> Open Computer Lab</p> <p><u>9:30 – 11:00</u> Wii Games</p> <p><u>10:45 – 11:45</u> Cell Phone Class</p> <p><u>12:30 – 2:30</u> Pinochle</p> <p><u>1:00 – 2:00</u> Low Impact Aerobics</p> <p><u>1:00</u> Movie & Popcorn</p>	<p><u>11:30 – 5:00</u> Open Computer Lab</p> <p><u>8:30 – 11:30</u> Computer Classes</p> <p><u>12:30</u> Bingo</p> <p><u>10:30-11:30</u> Plastic Canvassing</p> <p><u>Hand Care 1:00-2:00</u></p> <p><u>10:00-11:30</u> September 8th</p> <p>Blood Pressure Check</p> <p><u>10:00-11:00</u> Arthritis Exercise Class</p>	<p><u>8:30 – 10:00</u> Open Computer Lab</p> <p><u>10:00</u> Movie & Popcorn</p> <p><u>1:00</u> Movie & Popcorn</p>

Special Event

Wednesday September 21st

Home Made Ice Cream

"Ice Cream Party"

2:00 – 4:00

Entertainment "The Vance Sliders"



Special Event


Tuesday September 06th

Marchita Magbie

Cholesterol Education

"Steps to Lower Cholesterol"

11:00 AM



Coupon Club Kick-Off

Presentation

Thursday September 08th

Suzanne LaFollette-Black

"Grocery Coupons"

Best Deals/Best Coupons

11:00AM

Welcome to Your Senior Center!

erving the over 55 community with activities, support and education. Programs are open to Vance County residents, and activities are open to all!

Activities

- Fitness Center - fully equipped fitness center
- Games – billiards, checkers, bingo and more
- Media Room – with theater-style seating and surround sound!
- Computer Lab – state-of-the-art computers and computer classes

Activities and Programs

- Visually Impaired Support Group - September 6th, 10:00am
- Disabled American Veterans – September 12th, 6:00pm
- Quilting Club – September 12th, 6:30pm
- AARP – September 15th, 2:00pm
- American Legion Auxiliary – September 13th, 1:00pm
- Community Outreach Fellowship Program
- SHIIP Counselor – September 7th, 9:00 – 3:00 (appointment required)

Other Services and Programs

- Family Caregiver Support Program
- Congregate and Home-Delivered meals daily
- SHIIP Counseling
- Transportation Assistance
- Liquid Nutrition Program
- In-Home Aide Services

We would love to see

you!

Vance County Senior Center

126 S. Garnett Street

Henderson, NC

Phone: 252-430-0257

SCHOOL SUPPLY DRIVE REPORT

In conjunction with Child Support Awareness Month, the Vance County Child Support Unit conducted the DSS school supply drive during the month of August. The success of our drive is listed below:

Collections

- Agents onsite for three consecutive Friday mornings in August at Dollar General on Raleigh Road
- Dollar General also set up supply collection box inside store
- Several boxes of school supplies were collected from Dollar General & all DSS employee worksites
- Child Support State Office donated binders
- CertainTeed Corp. donated binders & flash drives needed by three high school students

Fundraiser

- Ruffled quilt handmade by Child Support Agent Sarah Heaton.
- Raffle raised funds totaling \$350.00
- Purchased 30 book bags
- Purchased additional supplies that were requested by school counselors as student needs

Coloring Contest

- *Entries received for two age categories: 3-5 & 7-10*
- Two prizes given – each a book bag filled with age appropriate supplies

Assisted

- 3 family referrals received by telephone
- Clarke Elementary School
Carver Elementary School
L.B. Yancey Elementary School
Pinkston Street Elementary School



Attention Grandparents!!!



Are you age 55+ and raising children a second time around?
Please join us for a Grandparents Raising Grandchildren
Support Group:

H. Leslie Perry Memorial Library

205 Breckenridge Street

Henderson, NC 27536

Thursday, October 6th, 2011

12:00- 2:00pm



Please join us for fun, food, and fellowship!
Meet and network with other grandparents!
Receive valuable information about Grandparents
Raising Grandchildren!



Lunch will be provided!



For more information or to register, please call Melissa Jones
at 252-436-2051 or Cassandra Hart at 252-738-3780



We look forward to meeting you!!!



August 2011

DATE 07/31/11 100 FEAL AND LISTED PERSONAL
 TIME 17:52:57 REVENUE UNIT: ALL
 USER CENNY

VANCE COUNTY
 LEVY COLLECTED REPORT
 AS OF RUN DATE

REVENUE UNIT/YEAR
 PAGE 1
 PROG# 012237

YEAR	REVENUE UNIT	CHARGE TYPE	(A) LEVY ORIG/DISC	DISC BILLS INCL IN (A)	(B) LEVY PAID/DSCPTS	DISCOUNTS INCL IN (B)	101 NET ABATEMENTS	B+C/A	OUTSTANDING
2000	00	VANCE COUNTY TAXES	122,744.23		98,732.30		1,151.38		22,460.55
		A ASSESSMENT	27,900.00		17,334.52		300.00		10,345.48
		L LATE LISTING	86.71		6.59				60.12
		YEAR TOTAL	150,530.94		115,673.41		1,451.38	78.12	32,905.15
2001	00	VANCE COUNTY TAXES	199,127.20		129,832.71		1,289.86		68,794.63
		A ASSESSMENT	31,827.85		20,442.72		75.00		13,299.17
		L LATE LISTING	145.27		139.29				59.98
		YEAR TOTAL	256,210.34		157,610.70		1,364.86	65.29	82,036.78
2002	00	VANCE COUNTY TAXES	240,406.39		166,160.16		956.24		40,750.86
		A ASSESSMENT	42,078.00		28,578.02		75.00		12,001.98
		L LATE LISTING	2,715.39		1,793.95		1,191.24		1,754.63
		YEAR TOTAL	290,200.17		196,532.13		1,122.48	96.10	54,507.47
2003	00	VANCE COUNTY TAXES	287,364.07		207,752.87		1,001.78		49,375.45
		A ASSESSMENT	69,211.19		49,333.16		75.00		13,000.00
		L LATE LISTING	5,663.12		3,795.65		1,195.00		1,300.00
		YEAR TOTAL	352,238.38		256,881.67		1,271.78	84.49	64,675.45
2004	00	VANCE COUNTY TAXES	379,235.76		269,534.07		1,271.78		59,507.73
		A ASSESSMENT	91,400.00		63,221.18		75.00		13,000.00
		L LATE LISTING	4,535.76		3,302.89		1,191.00		1,300.00
		YEAR TOTAL	452,271.32		335,058.14		1,537.78	88.45	74,807.73
2005	00	VANCE COUNTY TAXES	517,514.03		366,483.53		909.52		49,750.13
		A ASSESSMENT	127,685.00		107,387.82		75.00		17,059.18
		L LATE LISTING	4,600.00		3,261.47		1,191.00		1,300.00
		YEAR TOTAL	746,800.00		577,132.82		1,185.52	90.86	68,109.31
2006	00	VANCE COUNTY TAXES	4,705,567.14		3,612,252.57		669,007		62,675.50
		A ASSESSMENT	847,352.04		654,610.00		300,000		22,610.63
		L LATE LISTING	5,112,551.06		3,957,642.57		369,007		40,064.87
		YEAR TOTAL	5,565,470.24		4,224,505.14		1,029,007	98.40	86,103.14
2007	00	VANCE COUNTY TAXES	1,693,469,949.68		1,314,575,575.50		904,040		84,309.14

YEAR	REVENUE UNIT	CHARGE TYPE	(A) LEVY		DISC	BILLS	(R) LEVY		DISCOUNTS	(C) NET		B+C/A	LEVY
			ORIG/DISC				PAID/DSCRTS	INCL IN (B)		ARATMENTS	COLL		
2008 00	A	ASSESSMENT	1,780,913.04				1,753,286.14			531.40			27,095.50
	B	LATE LISTING	7,263.59				7,297.38			1.11			483.10
	*	YEAR TOTAL	18,309,285.31		31,009.50		18,191,959.02			1,436.55	99.39		111,889.74
2009 00	A	ASSESSMENT	18,301,368.11				18,290,286.75			7,333.29			208,748.07
	B	LATE LISTING	1,934,885.01				1,886,231.07			920.00			47,633.54
	*	YEAR TOTAL	20,444,058.90		30,640.61		20,183,479.11			5,154.25	56.76		259,474.43
2010 00	A	ASSESSMENT	18,505,306.89				17,859,113.95			7,202.53			356,073.41
	B	LATE LISTING	1,934,885.01				1,883,638.02			919.50			70,138.98
	*	YEAR TOTAL	20,444,058.90		30,640.61		19,723,113.97			8,121.47	57.26		426,212.39
2011 00	A	ASSESSMENT	18,705,053.87				17,336,106.58			20,318.76			889,072.30
	B	LATE LISTING	1,934,885.01				1,769,271.59			5,125.00			185,106.31
	*	YEAR TOTAL	20,444,058.90		30,640.61		19,105,378.17			25,443.76	57.26		1,074,178.61
2012 00	A	ASSESSMENT	18,701,377.46				17,336,106.58			20,318.76			889,072.30
	B	LATE LISTING	1,934,885.01				1,769,271.59			5,125.00			185,106.31
	*	YEAR TOTAL	20,444,058.90		30,640.61		19,105,378.17			25,443.76	57.26		1,074,178.61
2013 00	A	ASSESSMENT	18,701,377.46				17,336,106.58			20,318.76			889,072.30
	B	LATE LISTING	1,934,885.01				1,769,271.59			5,125.00			185,106.31
	*	YEAR TOTAL	20,444,058.90		30,640.61		19,105,378.17			25,443.76	57.26		1,074,178.61

YEAR	REVENUE UNIT	CHARGE TYPE	(A) LEVY ORIG/DISC	DISC BILLS INCL IN (A)	(B) LEVY PAID/DSCNTS	DISCOUNTS INCL IN (B)	(C) NET AMTMENTS COLL	B+C/A	LEVY OUTSTANDING
2002	12	FIRE DISTRICT TAXES	4,124.55		1,215.92		4.00		904.57
*		YEAR TOTAL	4,124.55		1,215.92		4.00	74.07	994.57
2003	12	FIRE DISTRICT TAXES	6,729.54		5,705.22		4.80		1,019.34
*		YEAR TOTAL	6,729.54		5,705.22		4.80	84.86	1,019.34
2004	12	FIRE DISTRICT TAXES	4,740.21	28.56	3,756.70		16.25		973.23
*		YEAR TOTAL	4,740.21	28.56	3,756.70		16.25	88.89	973.23
2005	12	FIRE DISTRICT TAXES	4,543.93		1,336.94		4.80		1,109.57
*		YEAR TOTAL	4,543.93		1,336.94		4.80	91.90	1,109.57
2006	12	FIRE DISTRICT TAXES	5,876.07	404.13	5,471.94		4.80		1,195.67
*		YEAR TOTAL	5,876.07	404.13	5,471.94		4.80	89.45	1,195.67
2007	12	FIRE DISTRICT TAXES	3,423.00	72.86	3,350.14		5.15		1,640.27
*		YEAR TOTAL	3,423.00	72.86	3,350.14		5.15	99.47	1,640.27
2008	12	FIRE DISTRICT TAXES	3,973.68	1,270.07	2,703.61		19.51		1,937.16
*		YEAR TOTAL	3,973.68	1,270.07	2,703.61		19.51	19.01	1,937.16
2009	12	FIRE DISTRICT TAXES	4,035.16	150.11	3,885.05		19.48		1,294.57
*		YEAR TOTAL	4,035.16	150.11	3,885.05		19.48	96.20	1,294.57
2010	12	FIRE DISTRICT TAXES	4,023.90	234.75	3,789.15		24.95		1,230.88
L		LATE LISTING			27.27		2.71		15.15
*		YEAR TOTAL	4,023.90	234.75	3,816.42		24.95	95.20	1,246.03
2011	12	FIRE DISTRICT TAXES	4,115.00	2,216.57	1,898.43		3,203.47		404,053.54
L		LATE LISTING	754.43	480.74	273.69		231.05		139.76
*		YEAR TOTAL	4,115.00	2,216.57	1,898.43		4,434.52	1.95	404,193.30

DATE 5/31/11 100 REAL AND LISTED PERSONAL REVENUE UNIT: ALL VANCE COUNTY LEVY COLLECTED REPORT PAGE 10
 TIME 17:52:17 REVENUE UNIT: ALL AS OF RUN DATE. CL2237
 USER CHDDY

YEAR	REVENUE UNIT	(A) LEVY ORIG/DISC	DISC BILLS INCL IN (A)	(B) LEVY PAID/DSCPTS	DISCOUNTS INCL IN (B)	(C) NET ABATEMENTS COLL	B+C/A	LEVY OUTSTANDING
**	REV UNIT TOT	2,080,251.26	6,046.33	1,633,163.30		4,889.95	78.75	442,198.01
***	GROUP TOTAL	134,507,217.60	440,504.16	105,676,058.67		379,742.61	78.85	28,451,416.32

YEAR	REVENUE UNIT	CHARGE TYPE	VANCE COUNTY LEVY COLLECTED REPORT AS OF RUN DATE			REVENUE UNIT/YEAR		B+C/A	LEVY
			(A) ORIG/DISC	(B) LEVY PAID/DSCPTS	(C) DEF	REVENUE	OUTSTANDING		
2003	00	VANCE COUNTY TAXES	77.41	33.50					
	*	YEAR TOTAL	77.41	33.50			43.50	43.51	
2004	00	VANCE COUNTY TAXES	354,990.15	354,990.15					
	*	YEAR TOTAL	354,990.15	354,990.15			100.00	100.00	
2007	00	VANCE COUNTY TAXES	559,394.08	559,394.08					
	*	YEAR TOTAL	559,394.08	559,394.08			100.00	100.00	
2008	00	VANCE COUNTY TAXES	641,567.30	641,567.30					
	*	YEAR TOTAL	641,567.30	641,567.30			100.00	100.00	
2009	00	VANCE COUNTY TAXES	622,975.47	622,975.47					
	*	YEAR TOTAL	622,975.47	622,975.47			100.00	100.00	
2010	00	VANCE COUNTY TAXES	605,674.17	605,674.17					
	*	YEAR TOTAL	605,674.17	605,674.17			100.00	100.00	
**		REV INT POT	2,784,410.58	2,784,410.58					43.51

YEAR	REVENUE UNIT	CHARGE TYPE	(A) LEVY ORIG/DISC	DISC BILLS INCL IN (A)	(B) LEVY PAID/DSCHTS	DISCOUNTS INCL IN (B)	(C) NET ABATEMENTS	B/C/A	LEVY OUTSTANDING
2000	00	VANCE COUNTY TAXES	51,147.03		15,739.14				35,407.89
	*	YEAR TOTAL	51,147.03		15,739.14			39.78	35,407.89
2001	00	VANCE COUNTY TAXES	61,037.85		19,223.06				41,814.79
	*	YEAR TOTAL	61,037.85		19,223.06			31.50	41,814.79
2002	00	VANCE COUNTY TAXES	64,700.14		25,148.40				39,551.74
	*	YEAR TOTAL	64,700.14		25,148.40			38.08	39,551.74
2003	00	VANCE COUNTY TAXES	65,701.00		20,921.15				44,779.85
	*	YEAR TOTAL	65,701.00		20,921.15			31.83	44,779.85
2004	00	VANCE COUNTY TAXES	69,482.89		41,953.51				27,529.38
	*	YEAR TOTAL	69,482.89		41,953.51			60.05	27,529.38
2005	00	VANCE COUNTY TAXES	70,802.79		41,953.51				28,849.28
	*	YEAR TOTAL	70,802.79		41,953.51			59.25	28,849.28
2006	00	VANCE COUNTY TAXES	72,004.00		41,953.51				30,050.49
	*	YEAR TOTAL	72,004.00		41,953.51			58.41	30,050.49
2006	00	VANCE COUNTY LATE LISTING	2,700,000.00		194,875.00				19,505,378
	L	YEAR TOTAL	2,700,000.00		194,875.00			7.23	19,505,378
2007	00	VANCE COUNTY TAXES	7,875,400.00		2,000,000.00				5,875,400.00
	*	YEAR TOTAL	7,875,400.00		2,000,000.00			25.40	5,875,400.00
2008	00	VANCE COUNTY TAXES	8,975,400.00		2,375,100.00				6,600,300.00
	*	YEAR TOTAL	8,975,400.00		2,375,100.00			26.43	6,600,300.00
2009	00	VANCE COUNTY TAXES	9,075,400.00		2,375,100.00				6,700,300.00
	*	YEAR TOTAL	9,075,400.00		2,375,100.00			26.43	6,700,300.00
2009	00	VANCE COUNTY LATE LISTING	5,025,400.00		1,974,119.82				3,051,280.18
	L	YEAR TOTAL	5,025,400.00		1,974,119.82			39.02	3,051,280.18

YEAR	REVENUE UNIT	CHARGE TYPE	VANCE COUNTY LEVY COLLECTED REPORT AS OF RUN DATE			REVENUE UNIT/YEAR			OUTSTANDING	LEVY
			(A) LEVY ORIG/DISC	DISC BILLS INCL IN (A)	(B) LEVY PAID/DSCHTS	DISCOUNTS INCL IN (B)	(C) NET ABATEMENTS COLLECTED	B+C/A		
2010	00	VANCE COUNTY TAXES	1,794,292.08	3,529.00	1,517,900.06			24,407.24	254,904.78	
		YEAR TOTAL	1,794,292.08	3,529.00	1,517,900.06			24,407.24	254,904.78	
2011	00	VANCE COUNTY TAXES	561,202.25	3,387.40	216,442.81			4,431.12	340,328.42	
		YEAR TOTAL	561,202.25	3,387.40	216,442.81			4,431.12	340,328.42	
**		REV UNIT TOT	11,695,889.18	6,916.40	10,661,070.75			27,509.48	1,007,318.05	

YEAR	REVENUE UNIT	CHARGE TYPE	(A) LEVY ORIG/DISC	DISC BILLS INCL IN (A)	(B) LEVY PAID/DISCNTS	DISCOUNTS INCL IN (B)	(C) NET ABATEMENTS COLLECTED	REVENUE UNIT/YEAR	LEVY OUTSTANDING
2002	12	FIRE DISTRICT TAXES	727.43		355.22				372.21
	*	YEAR TOTAL	727.43		355.22		48.84		372.21
2003	12	FIRE DISTRICT TAXES	1,378.08		638.68				689.40
	*	YEAR TOTAL	1,378.08		638.68		45.98		689.40
2004	12	FIRE DISTRICT TAXES	1,776.44		1,007.79				765.65
	*	YEAR TOTAL	1,776.44		1,007.79		56.95		765.65
2005	12	FIRE DISTRICT TAXES	5,376.27		3,458.69				807.03
	*	YEAR TOTAL	5,376.27		3,458.69		66		807.03
2006	12	FIRE DISTRICT TAXES	5,540.25		4,001.22				807.12
	*	YEAR TOTAL	5,540.25		4,001.22		64.71		807.12
2007	12	FIRE DISTRICT TAXES	6,154.07		4,001.22				539.03
	*	YEAR TOTAL	6,154.07		4,001.22		66.95		815.03
2008	12	FIRE DISTRICT TAXES	6,154.07		4,001.22				947.74
	*	YEAR TOTAL	6,154.07		4,001.22		66.50		947.74
2009	12	FIRE DISTRICT TAXES	6,154.07		4,001.22				881.52
	*	YEAR TOTAL	6,154.07		4,001.22		24.95		881.52
2009	12	FIRE DISTRICT TAXES	6,154.07		4,001.22				881.52
	*	YEAR TOTAL	6,154.07		4,001.22		24.05		881.52
2010	12	FIRE DISTRICT TAXES	49,812.07		47,627.10				1,175.44
	*	YEAR TOTAL	49,812.07		47,627.10		30.93		1,175.44
2010	12	FIRE DISTRICT TAXES	49,812.07		47,627.10				1,175.44
	*	YEAR TOTAL	49,812.07		47,627.10		30.93		1,175.44
2011	12	FIRE DISTRICT TAXES	13,718.01		5,372.34				6,081.59
	*	YEAR TOTAL	13,718.01		5,372.34		136.33		6,081.59
2011	12	FIRE DISTRICT TAXES	13,718.01		5,372.34				6,081.59
	*	YEAR TOTAL	13,718.01		5,372.34		136.33		6,081.59
**	**	REV UNIT TOT	274,756.66	168,966	253,685.29		257.74	95.43	20,818.63

DATE 8/31/11
 TIME 17:56:12
 USER CINDY

VANCE COUNTY
 TAX COLLECTIONS REPORT ALL FGCDS BY UNIT/YEAR
 DEPOSIT DATE RANGE 8/01/2011 THRU 8/31/2011
 YEAR RANGE 2000 THRU 2011

PAGE 1
 PROG# CL2223A

REVENUE UNIT: 00 VANCE COUNTY

YEAR	BEGINNING LEVY	ADDITIONS		DISCOUNTS AND RELEASES		ADJUSTED LEVY	COLLECTED MTD	COLLECTED YTD	ENDING BALANCE
		TO LEVY MTD	ADDITIONS YTD	TO LEVY MTD	RELEASES YTD				
2011	16,945,415.66	232,496.05	799,164.92	173,874.20	263,442.23	19,091,138.35	257,801.11	344,636.63	18,746,491.72
2010	1,402,307.53	1,564.40	3,193.82	3,778.70	7,456.38	1,398,004.97	125,738.95	232,251.13	1,145,753.84
2009	472,578.75	46.91	407.25	88.20	1,712.57	471,273.43	35,447.83	63,108.16	408,165.24
2008	378,961.87		944.34		1,601.53	377,704.66	15,327.12	25,326.55	352,378.14
2007	135,801.17				653.48	134,147.69	3,631.27	6,000.49	129,147.20
2006	116,774.11				417.40	109,857.01	1,224.52	3,774.19	106,082.82
2005	94,489.05				956.06	94,531.09	965.99	2,607.16	91,923.93
2004	80,442.11				1,116.90	79,325.21	980.48	4,612.17	74,713.04
2003	79,229.57				545.29	78,684.28	272.95	413.46	78,270.82
2002	83,180.51				796.49	82,383.02	980.92	1,618.06	80,764.96
2001	112,208.82				3,099.10	111,109.72	470.32	478.32	110,631.40
2000	59,059.04				296.70	58,762.34	93.30	93.30	58,669.04
TOTAL	17,457,847.57	331,107.36	803,111.83	179,336.62	371,247.36	23,985,713.56	442,611.05	700,843.05	21,284,870.51
CURRENT INTEREST & COLLECTORS FEES									
							68.54	422.71	
FEE OF INTEREST & COLLECTORS FEES									
							24,434.46	59,155.34	
TOTAL INTEREST & COLLECTORS FEES									
							32,902.98	55,578.05	
TOTAL FIVE YEARS TAXES									
							184,812.04	156,185.22	
TOTAL TAXES & INTEREST & COLLECTORS FEES									
							477,107.45	760,416.50	
DISCOVERIES TAXES & INTEREST									
NET									
							477,107.45	660,419.90	
CURRENT YEAR PERCENTAGE 1.34									
							1,742.10	3,552.24	

DATE 8/21/11
 TIME 17:56:12
 USER CINDY

VANCE, COUNTY
 TAX COLLECTIONS REPORT ALL PGCDs BY UNIT/YEAR
 DEPOSIT DATE RANGE: 8/01/2011 THRU 8/31/2011
 YEAR RANGE 2000 THRU 2011

REVENUE UNIT: 12 FIRE DISTRICT

YEAR	BEGINNING LEVY	ADDITIONS TO LEVY MTD	ADDITIONS YTD	DISCOUNTS AND RELEASES TO LEVY MTD	DISCOUNTS AND RELEASES YTD	ADJUSTED LEVY	COLLECTED MTD	COLLECTED YTD	ENDING BALANCE
2011	409,097.03	5,212.53	17,534.11	3,902.42	5,221.91	421,506.23	6,459.41	8,850.93	412,655.30
2010	21,945.25	28.84	60.46	64.22	144.70	31,461.01	3,194.27	6,048.35	25,412.62
2009	9,669.21	1.08	13.06	2.12	26.69	9,655.58	559.20	1,185.57	8,470.01
2008	5,158.28		11.25		25.74	5,146.76	232.87	428.06	4,818.68
2007	5,302.83				.35	2,902.48	76.94	114.45	2,788.03
2006	2,264.94					2,264.94	12.40	29.94	2,235.00
2005	1,676.81					1,676.81	19.51	51.41	1,625.40
2004	1,266.26				6.48	1,260.81	7.56	24.92	1,235.88
2003	1,212.83					1,212.83	2.08	4.06	1,208.74
2002	1,302.82					1,302.82	25.84	25.84	1,276.98
2001									
TOTAL	67,389.79	6,425	17,715.80	3,968.70	5,423.87	125,682.77	10,521.10	16,887.18	63,816.64
GOVERNMENT INTEREST & COLLECTORS FEES							25	10.23	
PELOP INTEREST & COLLECTORS FEES							506.55	920.11	
TOTAL INTEREST & COLLECTORS FEES							506.84	940.36	
TOTAL FEES FOR YEARS PAID							4,093.69	7,816.70	
TOTAL TAXES & INTEREST & COLLECTORS FEES							11,058.94	17,608.23	
DISCOVERIES TAXES & INTEREST									
NET									
CURRENT YEAR PERCENTAGE	2.06						11,058.94	17,608.23	
							60.73	80.20	

VANCE COUNTY PLANNING & DEVELOPMENT
 ACTIVITY SUMMARY REPORT
 August 26, 2011 - September 25, 2011

Type of Activity	Total Records	Fees	Job Cost
Violations	2	\$0	\$0
Complaints	1	\$0	\$0
Projects	0	\$0	\$0
Miscellaneous Fees	9	\$197	\$0
Planning - Other	0	\$0	\$0
Planning Fees	15	\$655	\$0
Mechanical	15	\$1,125	\$77,803
Electrical	35	\$1,790	\$792,730
Plumbing	2	\$110	\$1,750
* Building*	54	\$7,428	\$1,245,532
TOTAL ALL ACTIVITY	133	\$11,305	\$2,117,815

* BUILDING PERMITS BREAKDOWN *

Residential Building Permits	0	\$0	\$0
(SFR) Single Family Residential	3	\$1,484	\$517,200
(MOD) Modular	1	\$210	\$22,288
(SWMH) Single Wide Mobile Home	1	\$255	\$97,600
(DWMH) Double Wide Mobile Home	0	\$0	\$0
(TWMH) Triple Wide Mobile Home	14	\$2,094	\$259,400
(ADD) Addition	6	\$730	\$176,350
Remodel	8	\$715	\$63,150
Shingles	2	\$110	\$16,200
(Demo) Demolition	35	\$5,598	\$1,152,188
Total Residential			
Commercial Building Permits	4	\$765	\$63,484
(CN) Commercial - New	3	\$370	\$27,780
(CA) Commercial - Addition	1	\$60	\$1,250
(CU) Commercial - Upfit	1	\$55	\$55
(OC) Occupancy Change	9	\$535	\$425
(FS) Fire/Safety	18	\$1,785	\$92,994
Total Commercial			
Misc (Residential & Commercial)	1	\$45	\$350
TOTAL BUILDING PERMITS	54	\$7,428	\$1,245,532 *

Prepared by:
 9/26/2011



Approved by:
 9/26/2011



Building Permits Subtotal Report Sorted by PERMIT TYPE CODE

Report for 08/26/2011 to 09/25/2011

Report Date 09/26/2011

Permit Type	Permit Code	Permit Date	Site Address	General Contractor	Owner Name	Project Scope	Permit Fee	Estimated Cost	
ADD	08/26/2011		1115 DABNEY DR	OWNER AS CONTRACTOR:	NGUYEN, VU LINH	14X16 STORAGE BLDG	\$55.00	\$1,500.00	
ADD	09/23/2011		1824 SUMMITT RD	HUMPHRIES CONSTRUCTION CO, INC:	MILLS, JOHN FRANKLIN & JANET	ADD ROOF TO PATIO	\$65.00	\$18,000.00	
ADD	09/13/2011		836 STATE ST	OWNER AS CONTRACTOR:	BASKERVILLE, EMMA	12X14 BATHROOM ADD	\$265.00	\$16,000.00	
ADD	09/13/2011		449 BUCKSKIN LN	TBA:	DEERFIELD DEVELOPMENT COMPANY	1986 14X 70 SWMH	\$210.00	\$3,000.00	
ADD	09/14/2011		214 WOODTRAIL WAY	HEARTLAND HME BUILDERS, LLC	LLOYD, ROBERT B & SARAH	ENCLOSED PORCH	\$45.00	\$200.00	
ADD	08/31/2011		60 FRANK BULLOCK RD	OWNER AS CONTRACTOR:	WHITE, PETER, III & GLORIA	24 X 24 ADDITION & I	\$304.00	\$15,000.00	
ADD	09/19/2011		6015 VICKSBORO RD	OWNER AS CONTRACTOR:	PENDERGRASS, DWIGHT & BETTY	16X22 GARAGE	\$55.00	\$1,500.00	
ADD	09/12/2011		82 EPSOM ROCKY FORD RD	GENE AYSCUE	MARKHAM, JAMES R & CONNIE L	DIG 2FT CLEARANCE	\$100.00	\$11,000.00	
ADD	09/12/2011		160 WILL JEFFERSON RD	OWNER AS CONTRACTOR:	ALSTON, CHARLES & PHYLLIS	27 X 17 ADDITION	\$220.00	\$12,000.00	
ADD	09/15/2011		2359 POOL ROCK RD	TJ CONSTRUCTION OF HNSN, LLC:	CARDEN, JAMES E & DONNA	20X28 ADDITION	\$359.00	\$100,000.00	
ADD	09/12/2011		69 VALLEY WAY	CAROLINA CUSTOM BUILDERS	MATHEW, ANITHA & PHILPOSE M	11/2 STRY GARRAGE	\$71.00	\$23,000.00	
ADD	09/13/2011		1538 WHITE FARMLN	DECK BUILDERS	WIEKERAK, BRUCE	10X25 ROOF OVER DECK	\$65.00	\$4,200.00	
ADD	08/26/2011		195 STONEHEDGE DR	CAROLINA ENCLOSURES, INC.	JENNINGS, DAVID C	192 SQ FT SUNROOM	\$110.00	\$25,000.00	
ADD	09/15/2011		94 WILLOW CREEK CIR	TERRY & TERRY CONSTRUCTION:	STATE EMPLOYEES CREDIT UNION	22X14 SUNROOM	\$170.00	\$29,000.00	
Permit Type Code: ADD							Total Permits:14	Fees Total:\$2,094.00	Estimated Cost Total:\$259,400.00

CA	08/26/2011		619 RUIN CREEK RD	BLAIR COMPANIES	SEDIGH, DARIUSH & MINO	SIGNS	\$205.00	\$16,000.00	
CA	09/16/2011		227 ORVILLE ST	CLEAVE M DANIELS	DIVINE HABITATION MIN	INSTALL CHURCH SIGN	\$55.00	\$480.00	
CA	09/20/2011		3963 RALEIGH RD	INTERSTATE SIGNS CO:	STANTON, BILLY C & ELSE	REFACE SIGN	\$110.00	\$11,300.00	
Permit Type Code: CA							Total Permits:3	Fees Total:\$370.00	Estimated Cost Total:\$27,780.00

CN	08/29/2011		4742 RALEIGH RD	ALLSTATE FIRE PROTECTION, INC.	ROSE OIL COMPANY	UPGRADE SUPPRESSION	\$55.00	\$1,800.00	
CN	09/01/2011		763 ROBINCREST RD	TBA:	VANCE-GRANVILLE ATHLETIC ASSN	1 STORY MODULAR 24 X	\$260.00	\$15,000.00	
CN	09/08/2011		2225 ROSS MILL RD	ADT SECURITY SERVICES:	VESCOM AMERICA REAL ESTATE	INSTALL FIRE ALARM	\$195.00	\$31,684.00	
CN	09/09/2011		20 MEDICAL CT	CAROLINA SECURITY SYSTEMS, INC.	BOYD, CHARLES	INSTALL FIRE ALARM	\$255.00	\$15,000.00	
Permit Type Code: CN							Total Permits:4	Fees Total:\$765.00	Estimated Cost Total:\$63,484.00

CU	09/15/2011		2726 RALEIGH RD	L K BUILDING, LLC	JACKSON, CLAUDE T & WIFE	ADD STORAGE ROOMS	\$60.00	\$1,250.00	
Permit Type Code: CU							Total Permits:1	Fees Total:\$60.00	Estimated Cost Total:\$1,250.00

Building Permits Subtotal Report Sorted by PERMIT TYPE CODE

Report for 08/26/2011 to 09/25/2011

Report Date 09/26/2011

Permit Type Code	Permit Date	Site Address	General Contractor	Owner Name	Project Scope	Permit Fee	Estimated Cost
Permit Type Code: CU							
Total Permits:1							
DEMO	09/12/2011	3963 RALEIGH RD	VANCE CONSTRUCTION;	STANTON, BILLY C & ELSIE	DEMOLITION	\$55.00	\$1,200.00
DEMO	08/26/2011	5454 THOMAS RD	CECIL HOLCOMB DEMOLITION, INC.	LEITH, MICHAEL J	DEMOLITION OF HOUSE	\$55.00	\$15,000.00
Permit Type Code: DEMO							
Total Permits:2							
Fees Total: \$110.00							
Estimated Cost Total: \$16,200.00							
Permit Type Code: DWMH							
Total Permits:1							
DWMH	09/22/2011	0000 BURNSIDE RD	ELLIS MODULAR & MOBILE HOME SETUP	BURNELL BULLOCK	2008 32 X 56 DWMH	\$255.00	\$97,600.00
Permit Type Code: DWMH							
Total Permits:1							
Fees Total: \$255.00							
Estimated Cost Total: \$97,600.00							
Permit Type Code: FS							
Total Permits:9							
FS	08/30/2011	583 OLD COUNTY HOME RD	CROSSROADS CHRISTIAN SCHOOL	B & B PROPERTIES	FIRE & SAFETY	\$55.00	\$55.00
FS	09/12/2011	1022 RUIN CREEK RD	TEMCO FOOD MART	WATKINS, SAM, JR & OTHERS	FIRE/SAFETY ALE	\$55.00	\$0.00
FS	09/13/2011	180 WILLOW OAK DR	OWNER AS CONTRACTOR;	PADGETT, TERESA	INITIAL FOSTER CARE	\$95.00	\$95.00
FS	09/20/2011	476 LYNBANK RD NORTH	ADVANTAGE CARE	WARD, VICTOR & JANICE	FIRE SAFETY	\$55.00	\$55.00
FS	08/26/2011	103 DICK SMITH RD	ST MARY'S CHURCH	ST MARY'S CHURCH	FIRE & SAFETY	\$55.00	\$55.00
FS	08/30/2011	200 COMMUNITY COLLEGE	OWNER AS CONTRACTOR;	VANCE-GRANVILLE COMMUNITY	FIRE & SAFETY	\$55.00	\$55.00
FS	09/22/2011	200 COMMUNITY COLLEGE	OWNER AS CONTRACTOR;	VANCE-GRANVILLE COMMUNITY	ANNUAL FIRE/SAFETY	\$55.00	\$55.00
FS	09/20/2011	2989 NUTBUSH RD	KERR LAKE BAITE AND TACKLE	ROSE MART INC	FIRE & SAFETY/ALE	\$55.00	\$55.00
FS	09/12/2011	13020 NC 39 HWY NORTH	MARY BLAIR	THOMAS, CHARLES	FIRE/SAFETY ALE	\$55.00	\$0.00
Permit Type Code: FS							
Total Permits:9							
Fees Total: \$535.00							
Estimated Cost Total: \$425.00							
Permit Type Code: MISC							
Total Permits:1							
MISC	09/12/2011	251 GREYSTONE RD	OWNER AS CONTRACTOR;	BUCHANAN, JEFFREY & BRENDA H	ADD INSULATION	\$45.00	\$350.00
Permit Type Code: MISC							
Total Permits:1							
Fees Total: \$45.00							
Estimated Cost Total: \$350.00							
Permit Type Code: MOD							
Total Permits:3							
MOD	09/08/2011	140 MEMORY LN	BUILDER-TONY HIRST;	MURPHY, ANGELA TAYLOR & RICHA	1 1/2 MODULAR	\$580.00	\$230,000.00
MOD	09/07/2011	236 TWELVE OAKS LN	HOMES BY VANDERBUILT;	JORDAN, NEIL ANDREW, JR	1 STORY MOD	\$365.00	\$157,200.00
MOD	09/09/2011	18 STONEHEDGE DR	BUILDER-TONY HIRST;	W & W PROPERTIES & RENTALS LLC	1 STORY MOD	\$539.00	\$130,000.00

Building Permits Subtotal Report Sorted by PERMIT TYPE CODE

Report for 08/26/2011 to 09/25/2011

Report Date 09/26/2011

Permit Type Code	Permit Date	Site Address	General Contractor	Owner Name	Project Scope	Permit Fee	Estimated Cost
Permit Type Code: MOD							
Total Permits:3				Fees Total:\$1,484.00		Estimated Cost Total:\$517,200.00	
OC	09/19/2011	613 ANDREWS AVE WEST	SMOKE SHOPPE	SRS OF HENDERSON, LLC	OCCUPANCY CHANGE	\$55.00	\$55.00
Permit Type Code: OC							
Total Permits:1				Fees Total:\$55.00		Estimated Cost Total:\$55.00	
REMODEL	08/29/2011	1557 PEACE ST	INNOVATIVE GREEN BUILDERS, INC:	GRAY, VELMA G	RENOVATIONS	\$215.00	\$150,000.00
REMODEL	09/09/2011	225 COUNTRY CLUB DR	CONLY LANCE STRICKLAND:	STRAUSE, HENRY MJR & ROSEMARY	REPAIR FOOTING/SHING	\$130.00	\$15,000.00
REMODEL	09/07/2011	332 CLARK ST NORTH	ERNESTINE JONES PEACE	PEACE, ERNESTINE JONES	ROOF REPAIR	\$110.00	\$1,500.00
REMODEL	09/06/2011	154 WILLIAM ST SOUTH	PATTERSON CUSTOM BUILDERS	LOCKHART, WILLIAM J & LORI	REPAIR/REPLACE	\$110.00	\$8,250.00
REMODEL	08/31/2011	1695 DABNEY RD	CARLOS RAMIREZ	ANDERSON, WILLIAM & PATRICIA	RENOVATION	\$110.00	\$600.00
REMODEL	08/30/2011	514 FLEMINGTOWN LN	OWNER AS CONTRACTOR:	BURNETTE, JOHNNIE & WANDA	ENCLOSE DECK	\$55.00	\$1,000.00
Total Permits:6				Fees Total:\$730.00		Estimated Cost Total:\$176,350.00	
Permit Type Code: REMODEL							
SHINGLES	09/09/2011	250 BECKFORD DR SOUTH	CUSTOM SIDING & GUTTER	WICKFORD ASSOCIATES	REPLACE SHINGLES	\$140.00	\$22,000.00
SHINGLES	09/12/2011	1339 KING ST	PATRICIA WILLIAMSON	WILLIAMSON, PATRICIA R	SHINGLES REMOVAL	\$55.00	\$550.00
SHINGLES	09/14/2011	1818 BROOKRUN RD	HARRIS ROOFING:	WHITLEY, GLORIA D & CARLA T	REPLACE 12 SQ	\$75.00	\$0.00
SHINGLES	09/23/2011	1425 RUIN CREEK RD	CELSO CRUZ	SWANSON, VIVIAN A & RONALD J	REMOVE SHINGLES	\$75.00	\$6,200.00
SHINGLES	08/31/2011	2976 OLD COUNTY HOME RD	HARRIS ROOFING:	LAMM, BERRY S	REPLACE SHINGLES	\$75.00	\$4,000.00
SHINGLES	09/09/2011	2840 WARRENTON RD	HARRIS ROOFING:	ELLINGTON, JANIE H	SHINGLES DISPOSAL	\$75.00	\$400.00
SHINGLES	09/20/2011	7818 NC 39 HWY SOUTH	RONALD PITTMAN, SR.	LIBERTY UNITED CHURCH OF CHRIST	REPLACE SHINGLES	\$110.00	\$18,000.00
SHINGLES	09/14/2011	622 CORBITT RD	W W PROPERTIES & RENTALS	WW PROPERTIES & RENTALS, LLC	REPLACE SHINGLES	\$110.00	\$12,000.00
Total Permits:8				Fees Total:\$715.00		Estimated Cost Total:\$63,150.00	
Permit Type Code: SHINGLES							
SWMH	08/26/2011	91 FLEMINGTOWN LN	ELLES MODULAR & MOBILE HOME SV:	BOBBITT, MALCOM J, JR	2006 14X60 SWMH	\$210.00	\$22,288.00
Total Permits:1				Fees Total:\$210.00		Estimated Cost Total:\$22,288.00	
Permit Type Code: SWMH							

Total Permits Issued: 54

Total Fees Paid:\$7,428.00

Total Estimated Cost\$1,245,532

Combo Permits Summary Report

Sorted by Source

Report for 08/26/2011 to 09/25/2011

Report Date 09/26/2011

Permit Category	Permit Date	Permit Type	Site Location	Contractor Name	Owner Name	Project Scope	Permit Fee	Estimated Cost
Electrical	08/26/2011	RE-CONT INSPECTION	1244 NEWTON DAIRY RD	DIANE WALSH	ELLINGTON, HENRY TIM, JR	RE-CONNECT POWER	\$55	\$55
Electrical	08/26/2011	ELECTRICAL FINAL	53 KERWOOD FARM LN	OWNER AS CONTRACTOR	KERLEY, SR, WINSTON	POWER CONNECTION	\$0	\$0
Electrical	08/29/2011	ELECTRICAL FINAL	1557 PEACE ST	OWNER AS CONTRACTOR	GRAY, VELMA G	POWER CONNECTION	\$0	\$0
Electrical	08/29/2011	ELECMIN	1840 FARM ST	NEWMAN ELECTRIC, INC	DEMETRIADES, GUS PETER	REPAIR SVC MAST	\$55	\$500
Electrical	08/29/2011	ELECS	930 GARNETT ST SOUTH	RICK EDWARDS ELECTRIC	IVEY, JIMMY W & JUDY	UPGRAD SERVICE	\$105	\$2,400
Electrical	08/29/2011	RE-CONT INSPECTION	3585 HICKSBORO RD	AMERICAN HOME MORTGAGE	BENNETT, TINA	RE-CONNECT POWER	\$55	\$0
Electrical	08/30/2011	ELECMIN	720 HIGHLAND AVE	JIMMIE IKNER ELECTRIC SERVICE	HENDERSON LIMITED	REPLACE METER BASE	\$55	\$1,800
Electrical	08/30/2011	ELECMIN	129 SPRING VALLEY RD	JEFF BUCHANAN ELECTRIC SERVICE	SPAIN, EDWARD F	REPLACE METER	\$55	\$1,200
Electrical	08/30/2011	ELECMIN	944 MONTGOMERY ST EAST	RICK EDWARDS ELECTRIC	HARVIN, GEORGE M & AGNES	REPAIR O D SERVICE	\$55	\$300
Electrical	08/31/2011	ELECTRICAL FINAL	720 HIGHLAND AVE	JIMMIE IKNER ELECTRIC SERVICE	HENDERSON LIMITED	POWER CONNECTION	\$0	\$0
Electrical	08/31/2011	ELECTRICAL FINAL	720 HIGHLAND AVE	JIMMIE IKNER ELECTRIC SERVICE	HENDERSON LIMITED	POWER CONNECT	\$0	\$0
Electrical	08/31/2011	ELECTRICAL FINAL	720 HIGHLAND AVE	JIMMIE IKNER ELECTRIC SERVICE	HENDERSON LIMITED	POWER CONNECTION	\$0	\$0
Electrical	08/31/2011	RE-CONT INSPECTION	634 WARRENTON RD	OWNER AS CONTRACTOR	BURROUGHS, STACEY	RE-CONNECTION	\$55	\$55
Electrical	08/31/2011	ELECMIN	602 RALEIGH RD	MCCARTER ELECTRICAL CO, INC	CAROLINA POWER & LIGHT CO	INSTALL 100 AMP	\$55	\$2,500
Electrical	08/31/2011	ELECMIN	214 WOODTRAIL WAY	JEFF BUCHANAN ELECTRIC SERVICE	LLOYD, ROBERT B & SARAH	INSTALL LIGHTS	\$55	\$800
Electrical	09/01/2011	ELECMIN	176 VICKSBORO RD	JPS, INC	BUMGARNER, BERTIE B	CHANGE FUSE BOX	\$55	\$400
Electrical	09/06/2011	ELECMIN	497 FORD ST	JAMES CHAMPION'S ELECTRIC SERV	FALKNER, JOSEPH E & JULIA	CHECK METER	\$55	\$355
Electrical	09/06/2011	ELECMIN	95 MEAGAN LN	BREEDLOVE ELECTRIC, INC	DEMETRIADES, GUS PG & VANESSA	REPLACE METER BASE	\$55	\$650
Electrical	09/07/2011	ELECMIN	401 BRODIE RD	RICK EDWARDS ELECTRIC	HENDERSON MASONIC LODGE	RE-CONNECT HVAC UNIT	\$55	\$200
Electrical	09/07/2011	ELECTRICAL FINAL	764 COMMUNITY HOUSE RD	OWNER AS CONTRACTOR	PULLFAY, ROBERT BENJAMIN	POWER CONNECTION	\$0	\$0
Electrical	09/07/2011	ELECMIN	3198 US 158 BYPASS	METROSITE, INC	ELLIS, ANNIE H	INSTALL GENERATOR	\$100	\$25,000
Electrical	09/07/2011	ELECMIN	252 NEW BETHEL CHURCH RD	TBA	NORWOOD, JOAN LASSITER	RPL O'S PANEL	\$55	\$300
Electrical	09/08/2011	ELECMIN	620 MABRY MILL RD	OWNER AS CONTRACTOR	MINISIL, MARK C & KRISTY	INSTALLING METER	\$55	\$150
Electrical	09/09/2011	ELECMIN	133 SOMERSET LN	A/C'S ELECTRIC, INC	CURRIN ENTERPRISE, INC	INSTALL GENERATOR	\$55	\$1,000
Electrical	09/12/2011	ELECMIN	328 WINDER ST EAST	OWNER AS CONTRACTOR	EVANS, WARNER, JR	RECONNECT	\$55	\$0

Combo Permits Summary Report

Sorted by Source

Report for 08/26/2011 to 09/25/2011

Report Date 09/26/2011

Permit Category	Permit Date	Permit Type	Site Location	Contractor Name	Owner Name	Project Scope	Permit Fee	Estimated Cost	
Electrical	09/12/2011	ELECMIN	241 DAVIS ST	JPS, INC.	RASHIED, ABDUL S & MARILYN	RECONNECT POWER	\$55	\$0	
Electrical	09/12/2011	ELECMIN	200 COMMUNITY COLLEGE RD	A/C'S ELECTRIC, INC.	VANCE-GRANVILLE COMMUNITY	REWIRE OVEN	\$55	\$800	
Electrical	09/12/2011	ELECS	680 VANCO MILL RD	ADVANCED LIGHTING TECHNOLOGIES	WAL-MART DISTRIBUTION CENTER	SWITCH BOARD CHANGE	\$155	\$750,000	
Electrical	09/13/2011	ELECMIN	3199 LYNNBANK RD NORTH	TBA	COLLIER, PHILLIP A & KRISTINA	INSTALL TEMP POLE	\$55	\$300	
Electrical	09/14/2011	ELECMIN	136 EPSOM ROCKY FORD RD	J & W ELECTRIC, LLC	RENN GROW FERTILIZER, INC	INSTALL GENERATOR	\$55	\$2,200	
Electrical	09/15/2011	ELECMIN	2726 RALEIGH RD	T & G ELECTRIC, INC.	JACKSON, CLAUDE T & WIFE	INSTALL MOTION DET	\$55	\$1,250	
Electrical	09/20/2011	ELECMIN	911 ELM ST	MID SOUTH ELECTRIC SERVICE	B N B INVESTMENTS, LLC	INSPECT SERVICE	\$55	\$55	
Electrical	09/21/2011	ELECMIN	5375 JACKSONTOWN RD	ANDREWS ELECTRICAL SERVICES, LLC	BULLOCK, J.M. III & JAMES W	INSTALL 200 AMPMETER	\$55	\$350	
Electrical	09/21/2011	ELECMIN	72 CRATER LN	PENN AVENUE BAPTIST CHURCH	EDWARDS, GREGORY & DONNA	RE-CONNECT	\$55	\$55	
Electrical	09/22/2011	RE-CONT INSPECTION	327 JR ROWLAND LN		ROWLAND, JAMES R JR & MARTHA	RECONNECT POWER	\$55	\$55	
Electrical Permits Issued							35	\$1,790.00	Estimated Cost Total \$792,730.00
Mechanical	08/29/2011	MECHMIN	2598 THOMAS RD	CAROLINA COOLING & HEATING	PERRY, JAMES & KAREN	HVAC- CHANGE OUT	\$55	\$3,885	
Mechanical	08/30/2011	MECHMIN	2100 GARNETT ST NORTH	CAROLINA COOLING & HEATING	GREYSTONE CONCRETE PRODUCT, INC	HVAC CHANGEOUT	\$55	\$2,720	
Mechanical	08/30/2011	MECHMIN	1557 PEACE ST	TBA	GRAY, VET MA G	REPAIR HVAC	\$55	\$1,000	
Mechanical	08/31/2011	MECHMIN	401 BRODIE RD	COMFORT ZONE DESIGNERS	HENDERSON MASONIC LODGE	REPLACE OUTDOOR UNIT	\$55	\$800	
Mechanical	08/31/2011	MECHMIN	3412 RALEIGH RD	RANES HEATING & AIR CON, INC.	DICKERSON, HENRY C, JR	HVAC CHANGEOUT	\$100	\$9,091	
Mechanical	08/31/2011	MECHMIN	1283 DAVID AVE	PUBLIC SERVICE COMPANY OF NORT	LESTER, SARAH B	CONNECT WATER HEATER	\$55	\$1,500	
Mechanical	08/31/2011	MECHMIN	3108 ROCK SPRING CHURCH RD	CAROLINA COOLING & HEATING	WALKER, JAMES & QUEEN	FURNACE CHANGE OUT	\$55	\$1,900	
Mechanical	09/02/2011	MECHMIN	380 RUIN CREEK RD	COMFORT ZONE DESIGNERS	HENDERSON YMCA INC	HVAC CHANGE OUT	\$100	\$12,000	
Mechanical	09/06/2011	MECHMIN	1271 WALTERS ST	ARE MECHANICAL INC	SMITH, THOMAS C	HVAC CHANGEOUT	\$55	\$2,800	
Mechanical	09/09/2011	MECHMIN	1012 GARNETT ST SOUTH	LARRY'S SERVICE COMPANY	LEWIS, BOLLAR, JR	CHANGE OUT FURNACE	\$55	\$3,000	
Mechanical	09/12/2011	MECHMIN	156 CHURCH ST	GUPTON SERVICES, INC.	VANCE COUNTY	INSTALL ROOF CURBS	\$100	\$22,500	
Mechanical	09/15/2011	MECHMIN	1944 STAGECOACH RD	CAROLINA COOLING & HEATING	PEACE, TONYA	HVAC CHANGE OUT	\$55	\$3,625	

Combo Permits Summary Report

Sorted by Source

Report for 08/26/2011 to 09/25/2011

Report Date 09/26/2011

Permit Category	Permit Date	Permit Type	Site Location	Contractor Name	Owner Name	Project Scope	Permit Fee	Estimated Cost
Mechanical	09/21/2011	MECHMIN	164 WOODTRAIL WAY	MIKE BRUMMITT HEATING&COOLING	JOHNSON, JAMES II, III	4 TON CHANGE OUT	\$110	\$7,482
Mechanical	09/21/2011	MECHMIN	122 NC 39 LOOP RD	ALFORD MECHANICAL, INC.	EAVES, LISA C & OTHERS	REMOVE GAS PACK	\$110	\$3,000
Mechanical	09/23/2011	MECHMIN	1010 PARHAM ST	THE AIR ZONE PLUMBING, HEATING, &	RK & B PLUMBING, INC.	HVAC CHANGE OUT	\$110	\$2,500
Mechanical Permits Issued 15				Fees Total	\$1,125.00	Estimated Cost Total	\$77,803.00	
Plumbing	09/15/2011	PLUBMIN	1270 SATTERWHITE POINT RD	TBA	FAUCETTE, ESTHEROSE & EVERETTE	TAP ONTO CITY WATER	\$55	\$400
Plumbing	09/21/2011	PLUBMIN	1577 OAKDALE CIR	LOYD PLUMBING CO-OXFORD	HANNON, DANIEL THOMAS, IV	REPLACE WATER LINES	\$55	\$1,350
Plumbing Permits Issued 2				Fees Total	\$110.00	Estimated Cost Total	\$1,750.00	
Permits Issued 52				Fees Total	\$3,025.00	Estimated Cost Total	\$872,283.00	

Water Tap Report

Report for 08/26/2011 to 09/25/2011

Report Date 09/26/2011

Notification Number	Notification Date	Notification Type	Property Parcel Number	Property Location	Owner Name	Type of Tap	Tap Fee
U2011-1479	08/26/20	WATER TAP	0531 02021	1230 CHEATHAM MABRY RD	TERRY, WILLIAM & VIVIA	WET TAP	\$125
U2011-1514	09/01/20	WATER TAP	0377 02006	5049 GLEBE RD	WILLIAMSON, JOHN H & FRANCES	WET TAP	\$125
U2011-1527	09/07/20	WATER TAP	0361B01007	148 WATERS EDGE LOOP RD	CHERRE, KIMBERLY, BROCK,	WET TAP	\$125
U2011-1564	09/15/20	WATER TAP	0539 01012	345 SOUTHERLAND MILL RD	ROBERTSON, JAMES M	WET TAP	\$125
U2011-1565	09/15/20	WATER TAP	0539 01091	365 SOUTHERLAND MILL RD	ROBERTSON, JAMES M	WET TAP	\$125

Summary

Notifications Issued: 5

Water Tap Fees Total: \$625.00

HENDERSON-VANCE COUNTY 911

NUMBER OF CALLS REPORT BY COMPLAINT (ALL UNITS)

TOTAL

6,059

TIME PERIOD:07/21/2011 09:00:00 Through 08/20/2011 23:59:59

DEPARTMENT	COMMENT	TOTAL	COUNTY	CITY	STATE	OTHER
DATA WITH NO DEPARTMENT		201				201
AFTON VOLUNTEER FIRE DEPARTMENT	County VFD Dispatch	3	3			
AMERICAN RED CROSS	Other Dispatch	1				1
BEARPOND VOLUNTEER FIRE DEPARTMENT	County VFD Dispatch	39	39			
COKESBURY VOLUNTEER FIRE DEPARTMENT	County VFD Dispatch	34	34			
CSX RAILROAD	Other Dispatch	4				4
DREWRY VOLUNTEER FIRE DEPARTMENT	County VFD Dispatch	11	11			
CENTURYLINK	Other Dispatch	0				0
EPSOM VOLUNTEER FIRE DEPARTMENT	County VFD Dispatch	10	10			
HENDERSON FIRE DEPARTMENT-STA 1	City Dispatch	294		294		
HENDERSON FIRE DEPARTMENT-STA 2	City Dispatch	207		207		
HENDERSON POLICE DEPARTMENT	City Dispatch	2,682		2,682		
HENDERSON STREET DEPT	City Dispatch	23		23		
HENDERSON WATER DEPARTMENT	City Dispatch	19		19		
HICKSBORO VOLUNTEER FIRE DEPARTMENT	County VFD Dispatch	17	17			
KITTRELL VOLUNTEER FIRE DEPARTMENT	County VFD Dispatch	24	24			
NORTH CAROLINA DEPT OF PARKS	State Dispatch	6			6	
NORTH CAROLINA DEPT OF TRANSPORTATION	State Dispatch	50			50	
NORTH CAROLINA DIVISION OF MOTOR VEHICLES	State Dispatch	0			0	
NORTH CAROLINA FORESTRY SERVICE	State Dispatch	7			7	
NORTH CAROLINA MAGISTRATE OFFICE	State Dispatch	1			1	
NORTH CAROLINA MEDICAL EXAMINER	State Dispatch	1			1	
NORTH CAROLINA PROBATION & PAROLE	State Dispatch	0			1	
NORTH CAROLINA STATE HIGHWAY PATROL	State Dispatch	81			81	
NORTH CAROLINA UNDERWATER RECOVERY	Other Dispatch	1			1	
NORTH CAROLINA WILDLIFE	State Dispatch	3			3	
PROGRESS ENERGY	Other Dispatch	60				60
PUBLIC SERVICE GAS	Other Dispatch	4				4
RIDGEWAY VOLUNTEER FIRE DEPARTMENT	County VFD Dispatch	4	4			
TOWNSVILLE VOLUNTEER FIRE DEPARTMENT	County VFD Dispatch	19	19			
VANCE COUNTY AMBULANCE SERVICE (EMS)	City & County Dispatch-actual	514	164	268		125
VANCE COUNTY ANIMAL CONTROL	County Dispatch	100	100			
VANCE CO DEPT OF SOCIAL SERVICES	County Dispatch	0	0			
VANCE COUNTY EMERGENCY MANAGEMENT	City & County Dispatch	12	12			
VANCE COUNTY FIRE DEPARTMENT	County Dispatch/FIRE	100	100			
VANCE COUNTY RESCUE SQUAD	County Dispatch	32	32			
VANCE COUNTY SHERIFF DEPARTMENT	County Dispatch	2,504	2,504			
WAKE ELECTRIC COOPERATIVE	Other Dispatch	0				0
WATKINS VOLUNTEER FIRE DEPARTMENT	County VFD Dispatch	21	21			
TOTALS		7,089	3,094	3,493	151	395

Signature: Carey D. Thompson
 Prepared by: Carey D. Thompson

Signature: Brian K. Short
 Reviewed by Brian K. Short, Director
 09/28/2011

HENDERSON-VANCE CO 911

Number Of Calls Report by Department (All Units)

First Date: 08/21/2011

Jurisdiction: HEN-VAN

Last Date: 09/20/2011

	<i>Department</i>	<i>Number</i>
1	Data with no Department.	201
2	AFTO	3
3	ARC	1
4	BVFD	39
5	CSX	4
6	CVFD	34
7	DOT	50
8	DVFD	11
9	EM	12
10	EMS	514
11	EVFD	10
12	FOR	7
13	GAS	4
14	HFD1	294
15	HFD2	207
16	HPD	2682
17	HVFD	17
18	KVFD	24
19	ME	1
20	MO	1
21	NCUR	1
22	PARK	6
23	PE	60
24	SHP	81
25	STRE	23
26	TVFD	19
27	VCAC	100
28	VCFD	100
29	VCR	32
30	VCSO	2504
31	WATE	17
32	WILD	3
33	WVFD	21

***Total:* 6059**

A call with multiple Departments assigned will be counted in the group total for each of these Departments, therefore such calls will be counted more than once. For this reason, the total number of calls may not equal the sum of the group totals

HENDERSON-VANCE CO 911

Number Of Calls Report by Complaint

Jurisdiction: HEN-VAN

First Date: 08/21/2011

Last Date: 09/20/2011

Complaint		Number
911HU	911 HANG UP CALL	104
ABAND	ABANDONED OR JUNKED CARS	2
ABDOM-EMD	ABDOMINAL PAIN OR PROBLEMS	14
ABNV	ABANDONED VEHICLE	1
ACC-PD	ACCIDENT PROPERTY DAMAGE	91
ACC-PI	ACCIDENT PERSONAL INJURY	26
ALARM	ALARM RESIDENCE OR BUSINESS	280
ALARMFALSE	ALARM FALSE	138
ALARMMED	ALARM MEDICAL	3
ALLERG-EMD	ALLERGIC REACTION / ENVENOMATIC	6
ANIMAL-EMD	ANIMAL BITE / ATTACK	2
ANIM	ANIMAL COMPLAINT/VISCIOUS ANIMAL	94
ARMED SUSP	ARMED SUSPECT (MAN WITH A GUN)	8
ARRE	ARREST	4
ASAG	ASSIST OTHER AGENCY	14
ASMO	ASSIST MOTORIST	47
ASSAULIP-EMD	ASSAULT OR SEXUAL ASSAULT - IN PROGRESS	4
ASSAULT-EMD	ASSAULT OR SEXUAL ASSAULT	51
BACKPAIN-EMD	BACK PAIN (NON-TRAUMATIC)	5
BE MV	BREAKING AND ENTERING TO A MOTOR VEHICLE	18
BON	BONDING	109
BONDSET	BOND SET	3
BREATH-EMD	BREATHING PROBLEMS	60
BURG-IP	BURGLARY/B&E IN PROGRESS	6
BURGLARY	BURGLARY	101
BURNS-EMD	BURNS (SCALDS) OR EXPLOSIONS (EMD)	1
CARBON-EMD	CARBON MONOXIDE / INHALATION / HANGOVER	1
CAR	CARELESS AND RECKLESS DRIVER	33
CARDIAC-EMD	CARDIAC/RESPIRATORY ARREST OR ILLNESS	6
CHASE	CHASE	3
CHESTPAI-EMD	CHEST PAIN	43
CHIVEH	CHILD LOCKED IN VEHICLE	1
CHOKING-EMD	CHOKING	5
CIVDIS	CIVIL DISPUTE	79
COMTHR	COMMUNICATING THREATS	9
CONVULS-EMD	CONVULSIONS / SEIZURES	37
COURT	COURT	1
DIABETIC-EMD	DIABETIC PROBLEMS	20
DIRTRF	DIRECTING TRAFFIC/TRAFFIC CONTROL	6
DISO	DISORDERLY PERSON	74
DOMESTIP/W	DOMESTIC DISPUTE - IN PROGRESS	7
DOM-PROB	DOMESTIC PROBLEM	133
DRUGALC	DRUG OR ALCOHOL COMPLAINT	46
DRUNKDRIV	DRUNK DRIVER	7
DVO	DOMESTIC VIOLENCE ORDER	15
ESCO	ESCORT	198
EVICION	EVICION CARRIED OUT	31
EYE PROB-EMD	EYE PROBLEMS / INJURIES	1
FALLS-EMD	FALLS (SUBJECT FALLEN)	50
FIGHT	FIGHT	44
FIRE AL	FIRE ALARM	35
FIRE BRU	BRUSH/GRASS FIRE	10

HENDERSON-VANCE CO 911

Number Of Calls Report by Complaint

Jurisdiction: HEN-VAN

First Date: 08/21/2011

Last Date: 09/20/2011

Complaint		Number
FIRE DUMP	DUMPSTER FIRE	1
FIRE ELEC	ELECTRICAL FIRE	4
FIRE SMOKE	SMOKE REPORT	13
FIRE STRUC	STRUCTURE FIRE	4
FIRE TRANS	TRANSFORMER FIRE	2
FIRE VEHI	VEHICLE FIRE	8
FIRE WOODS	WOODS FIRE	1
FRAUD	FRAUD/FORGERY	23
GASLEA	GAS LEAK	3
HARR	HARRASSMENT/THREATS	83
HEADACHE-EMD	HEADACHE	3
HEART-EMD	HEART PROBLEMS - AICD	10
HEAT/CLD-EMD	HEAT / COLD EXPOSURE	2
HEMORR-EMD	HEMORRHAGE / LACERATION	14
HOMEINV	HOME INVASION	3
HRPD	HIT & RUN PD	23
ILL-DUMP	ILLEGAL DUMPING	43
INDEXPO	INDECENT EXPOSURE	2
INSPECTION	FIRE INSPECTION	45
INTPERS	INTOXICATED PERSON	15
INVE	INVESTIGATE ---- AT	723
IPV	IMPROPERLY PARKED VEHICLE	10
JUV	JUVENILE PROBLEMS	37
LARC	LARCENY - ALREADY OCCURRED	190
LOIT	LOITERING COMPLAIN	10
LOST	LOST PROPERTY	9
LOUD	LOUD MUSIC	101
MEDICAL	MEDICAL	2
MEN	MENTAL SUBJECT	66
MISS	MISSING PERSON	13
OPEN	OPEN DOOR/WINDOW	11
OVERDOSE-EMD	OVERDOSE / POISONING (INGESTION)	7
PDAMG	PROPERTY DAMAGE ALREADY OCCUR	112
PDMGIP	PROPERTY DAMAGE IN PROGRESS	1
PREGNANT-EMD	PREGNANCY/CHILDBIRTH/MISCARRIA	4
PROW	PROWLER	30
RACE	RACING/HIGH SPEED DRIVING	2
RECFPI	RECOVERED/FOUND PROPERTY	24
ROBARM	ROBBERY ARMED	7
ROBBERY	ROBBERY	1
ROBIP	ROBBERY IN PROGRESS	1
RUN	RUNAWAY	4
SHOP	SHOPLIFTER	17
SHOTS	SHOTS FIRED	58
SICK-EMD	SICK PERSON	104
STABBING-EMD	STABBING / GUNSHOT / PENETRATING	7
STOLV	STOLEN VEHICLE	10
STROKE-EMD	STROKE (CVA)	21
SUBINCUS	SUBJECT IN CUSTODY	30
SUICIDE-EMD	SUICIDE / PSYCHIATRIC / ABNORMAL I	3
SUMMONS	CIVIL / CRIMINAL SUMMONS	604
SUPSUB	SUSPICIOUS SUBJECT	108

HENDERSON-VANCE CO 911

Number Of Calls Report by Complaint

Jurisdiction: HEN-VAN

First Date: 08/21/2011

Last Date: 09/20/2011

<i>Complaint</i>		<i>Number</i>
SURR	SURRENDER	14
SUSVEH	SUSPICIOUS VEHICLE	79
TEST	TEST CALL	77
Traffic Stop	VEHICLE STOP	523
TRANSPORT	TRANSPORT	7
TRAUMA-EMD	TRAUMATIC INJURY (SPECIFY IN NARI	1
TREEDWN	TREE DOWN	74
TRES	TRESPASSING SUSPECT	89
UNAUTHVEH	UNAUTHORIZED USE VEHICLE	10
UNCONC-EMD	UNCONCIOUS / FAINTING OR NEAR	30
UNKNOWN-EMD	UNKNOWN PROBLEM (MAN DOWN)	1
WARRANT	WARRANT	412
WATER	WATER RELATED PROBLEM	13
WRIT	WRIT OF EXECUTION	2
XRAY	COURTHOUSE X RAY DUTY	11

Report Total: 6059